

HARE & FORBES MACHINERYHOUSE

Setting the standard for quality & value

Engineering, Metal & Wood Machinery

machineryhouse.com.au

2024
1st edition

 A family
owned
Australian
business

ESTABLISHED 1930

HARE & FORBES MACHINERYHOUSE



Hare & Forbes Machineryhouse is an Australian owned family business that has supplied new and used Workshop and Engineering Equipment since 1930.

Since our beginnings, our foundation principles have not changed. We aim to offer Australia's most extensive range of workshop, sheet metal and fabrication machinery, machine tools and accessories at the best possible price.

We service Australia's machinery needs, with branches in Sydney, Brisbane, Perth, Melbourne and now Adelaide, with our new store opening in June 2024.

Service

Our reputation for great service has been earned over the last 90 years, and our highly trained in-store and after sale service teams will ensure this continues for years to come.

Stock

Our dedicated purchasing department are committed to sourcing innovative from the world's leading manufacturers, ensuring that our valued customers receive high-quality products at affordable prices.

Quality Control

Trained technical staff thoroughly check every shipment to ensure quality and reliability. With a fully equipped workshop available for modifications and pre-delivery testing.

Training

Product training programmes are available to machine operators, led by our skilled after sales support team.

Spare Parts

Set up to help assist you when you need it the most, our spare parts division will get you back in the workshop as fast as possible. We keep in stock a massive range of HAFCO spares, to limit any down time.

When you purchase a machine from Hare & Forbes Machineryhouse, it's not just a sale it's a partnership.

BECOME A MACHINERYHOUSE MATE



\$70 FREE DISCOUNT VOUCHERS

- ✓ SPEND \$100 & GET \$20 OFF
- ✓ SPEND \$300 & GET \$50 OFF

+

SIGN UP FOR MATES RATES
MACHINERYHOUSE.COM.AU/SIGNUP

- GAIN ACCESS TO:**
- ✓ ONLINE PROMOS
 - ✓ EXCLUSIVE OFFERS
 - ✓ TRACK YOUR ORDERS
 - ✓ BIRTHDAY REWARDS
 - ✓ PAPERLESS WARRANTY
 - ✓ NEWSLETTERS
 - ✓ LATEST RELEASES
 - ✓ COMPETITIONS

Note: Discount vouchers are valid for online purchases only

4-23



**CNC
MACHINERY**

24-29



DRILLS

30-41



MILLS

42-59



LATHES

60-97



**TOOLS & MACHINE
ACCESSORIES**

98-109



**MEASURING
EQUIPMENT**

110-126



**METAL
CUTTING SAWS**

127-171



**SHEET METAL
FABRICATION**

172-185



**AUTOMOTIVE
RESTORATION**

186-191



PRESSES

192-198



**GRINDING
FINISHING**

199-207



**WORKSHOP
EQUIPMENT/
LIFTING**

208-209



SANDBLASTING

210-216



**COMPRESSORS &
ACCESSORIES**

217-229



**STORAGE
SYSTEMS**

230



**MEAT
EQUIPMENT**

231-243



**WELDING
EQUIPMENT**

244-271



**WOOD MACHINERY
& ACCESSORIES**

272-273



**COMPLETE
INDEX**



CNC - Plasma Robot



If you can draw it, you can cut it
 If you can trace it, you can cut it
 If you can imagine it, you can cut it

Portable powerful and easy to use. ArcDroid™ brings CNC plasma to your garage or workshop. ArcDroid™ combined with our custom operating system with Simple Trace™ can accurately reproduce your designs delivering fast, accurate and repeatable parts from your plasma cutter.

Any table is a plasma table with ArcDroid™.



* Shown with optional plasma torch

| CODE | ex GST | inc GST |
|-------|----------------|---------|
| P8990 | \$3,990 | \$4,389 |

Simple Trace™

- Point to point or free hand, trace your template and ArcDroid™ creates a cut file instantly. Simply use the ArcDroid™ arm to follow the contours of your template and high accuracy encoders map your every move. These trace files can easily be saved on a USB stick (not included) to access for future repeat cutting.
- Now all your cardboard cut outs are functional Cut files!
- Cut envelope of 660mm x 380mm

Features

- Light and compact, goes anywhere, weighs less than 16kgs!
- Fits in any shop and easily portable to job sites.
- Glove friendly touch screen interface, easy to use and intuitive user interface
- Quick change holders to move from trace to cut mode
- With simple trace™ technology, no external software or cad skills are required
- Import DXF drawing file direct via USB into Arcdroid™
- For advanced users ArcDroid™ is Fusion 360 compatible

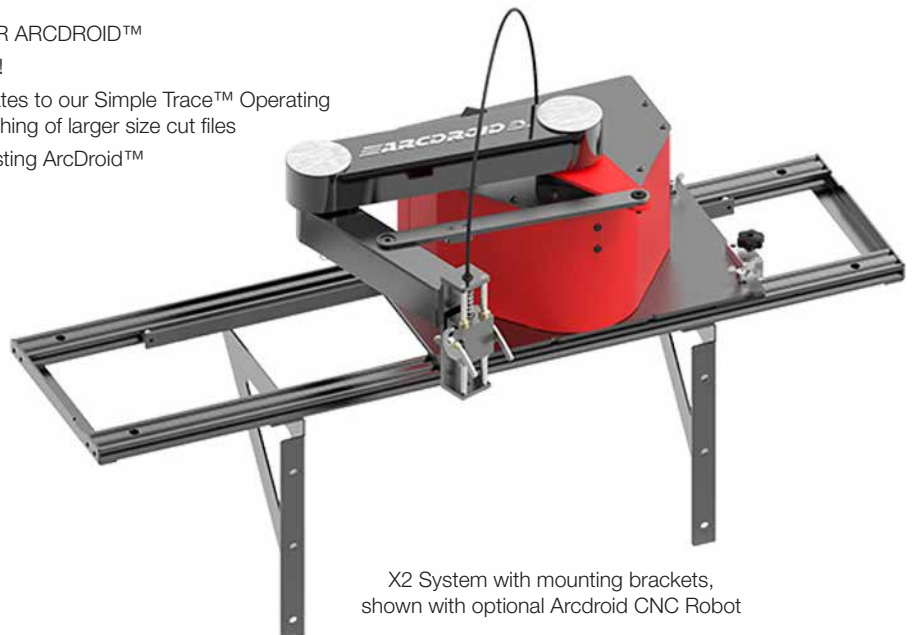


X2 Large Cut Indexing System

The X2 is an upgrade to any existing ArcDroid that increases the X axis cutting width to over 1220mm cutting envelope without sacrificing the ease of use and portability that you've all come to know and love.

Using a custom encoder and a set of slide rails the X2 allows you to stitch together cuts into one big cut easily. Simply slide to the left and cut the first half then slide to the right and cut the rest.

- MULTIPLY THE EFFECTIVE CUTTING AREA OF YOUR ARCDROID™
- Full depth edge to edge cutting on a 1220 wide sheet!
- A specialised encoder and rail system as well as updates to our Simple Trace™ Operating System allow easy and automatic splitting and re-stitching of larger size cut files
- Simple low-profile system easily retrofitted to your Existing ArcDroid™ without sacrificing portability
- Mount flush to a surface or use the supplied brackets to support on the side of a table



X2 System with mounting brackets, shown with optional Arcdroid CNC Robot

| CODE | ex GST | inc GST |
|-------|--------------|----------|
| P8994 | \$599 | \$658.90 |

CNC - Plasma Robot

ARCDROID Plasma Packages

Don't own a plasma to go with your ARCDROID?

We have you covered! Choose from our Unimig or Hypertherm range of plasma's to suit your needs & your budget.

UNIMIG

Unimig Plasma Cutters are engineered for maximum cutting power and speed. With Pilot-Arc start standard on all machines, stability has never been easier.

Hypertherm

The Powermax series is a next-generation professional grade air plasma cutter that dramatically simplifies system operation for cutting. Designed and built in the USA for maximum performance & productivity.



Our package price shown includes:

- Plasma unit of choice
- Arcdroid CNC Robot
- Universal CNC cable

UNIMIG plasma packages are supplied with a plasma hand torch capable of use in the ARCDROID as well as manual hand cutting. If you preferred you can option a machine torch from the below machine accessories

HYPERTHERM plasma packages are supplied with a machine torch, if you require a hand torch for manual hand cutting we can supply a genuine Hypertherm hand torch as an additional cost option. For plasma cutting capacities see page 9.

| MODEL | Cut 45 | Cut 80 | Cut 120 |
|------------|---------|---------|----------|
| Voltage V | 240 | 415 | 415 |
| Amps | 15 | 20 | 32 |
| Duty Cycle | 25%@45A | 40%@80A | 60%@120A |
| Order Code | K4050 | K4051 | K4052 |


| MODEL | 45XP | 65 SYNC | 85 SYNC | 105 SYNC | 125 |
|------------|---------|---------|---------|----------|----------|
| Voltage V | 240 | 415 | 415 | 415 | 415 |
| Amps | 32 | 15 | 20 | 2 | ~ |
| Duty Cycle | 50%@45A | 50%@65A | 60%@85A | 80%@105A | 100%@125 |
| Order Code | K4055 | K4056 | K4057 | K4058 | K4059 |

Machine Accessories

Corner / Centre Wizard

Use these simple tools to align your ArcDroid™ to your material. The Corner Wizard lets you set you Zero Point to the edge of your workpiece, the Center Wizard lines you up with a center punch mark.

A quick and easy way to get your material and your ArcDroid™ lined up before you cut.



| CODE | ex GST | inc GST |
|-------|--------|---------|
| P8991 | \$60 | \$66 |

Optional UNIMIG Machine Torch

The machine torch for Unimig Razor 45, 80 & 120 is designed to be installed on a cutting table, with the quick connect torch function you can easily disconnect the torch from the plasma for storage or to use your hand torch with your plasma for another project

| MODEL | CODE | ex GST | inc GST |
|-------------|-------|--------|---------|
| CUT 45 & 80 | P9123 | \$650 | \$715 |
| CUT 120 | P9124 | \$870 | \$957 |



Laser Stylus - Simple Trace

This Laser can be used as an upgrade of the standard Simple Trace™ stylus, Improve your tracing with laser accuracy! Features alloy steel tip for greater durability.

No need to re-calibrate simply replaces your original stylus.



| CODE | ex GST | inc GST |
|-------|--------|---------|
| P8992 | \$70 | \$77 |

Universal CNC Cable

Suits Razor Cut & Hypertherm Models



| CODE | ex GST | inc GST |
|-------|--------|---------|
| C4301 | \$90 | \$99 |

CNC - Waterjet Cutting



desktop.

the world's first desktop waterjet.



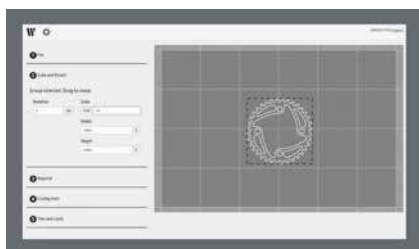

standup.

WAZER Desktop & Stand Up

WAZER is the first desktop water jet that cuts any hard or soft material with digital precision. The high velocity jet uses a combination of high pressure water and abrasive particles to cut through the work piece. With WAZER, we're bringing this advanced technology to any size workshop.

- Cuts Any Material: Metal, Stone, Glass, Ceramic, Composite, Plastic, Rubber & Foam
- Compact size fits in any work space
- Brings professional-grade fabrication into any workshop
- Ideal for on demand cutting of custom parts
- In-house capabilities reduces costly outsourcing
- Great for prototyping, manufacturing, fine art, & instruction
- Simple set up. Just connect to standard electricity, water & drain
- Cold cutting. No heat. No fumes. No need for ventilation
- Quickly go from design to cutting. Takes any DXF or SVG file
- Assembled in the USA

Now cut anything with digital precision using high-pressure water



Go from design to cutting, fast

WAZER's web-based software WAM is fast and easy. Load your design file into WAM and prepare your cut in minutes. There is no need for a dedicated PC, WAM is compatible with Chrome, Internet Explorer, Safari, Firefox web browsers.

Material

WAZER can cut through sheets of any material including metal, stone, glass, ceramic, composites, plastic, rubber, and foam. For a list of example materials please visit our website



Wazer Specifications

| | | |
|-------------------------------|---------------------------|-----------------|
| Cutting Table Capacity | 305 x 460mm | |
| X Axis Travel | 305mm | |
| Y Axis Travel | 460mm | |
| Z Axis Travel | Manual | |
| Rapid Traverse (X & Y Axis) | 1500m/mm | |
| Absolute Positioning Accuracy | 0.08mm | |
| Max Pump Pressure | 4600psi | |
| Max Water Usage | 1.9L/min | |
| CNC System | WAZER | |
| Nesting Software | WAZER WAM | |
| Drawing File | .dxf, .svg | |
| Garnet Delivery | 150g/min | |
| Garnet Hopper Capacity | 13.5kg | |
| Power | 2 x 240VAC 10amp plugs | |
| | Desktop | Standup |
| Order Code | W08720 | W08720S |
| PRICE ex GST | \$14,650 | \$16,250 |
| PRICE inc GST | \$16,115 | \$17,875 |

Deburring Machine

DEBURR1380

- 1300 x 800mm table with vacuum area to secure small parts in place
- Table trim can be lowered to accommodate workpieces larger than the worktable
- Easy-to-use swinging arm and weight compensation
- Grinding head rotates 180° ensuring a quick and easy switch between processing steps
- Variable speed allows for easy speed adjustment to suit the tool and process
- Dust extraction outlet fitted to rear of cabinet allows for connection of dust extraction machine
- Storage cupboard with shelf to store accessories
- A range of different types of pads and brushes for deburring, edge rounding, finishing, laser oxide removal and heavy slag removal are available for processing of steel, stainless steel, aluminium and plastic

METALMASTER



New Release



Top Table View



Deburring Head 90 Degree



Deslagging Head



Scotchbrite Head

| MODEL | Deburr1380 | |
|--------------------------|----------------|-------------------|
| ORDER CODE | P7870 | |
| Table Size | mm | 1300 x 800 |
| Vacuum Area | mm | 350 x 250 |
| Min. Workpiece Dimension | mm | Approx. 80 x 50 |
| Max. Workpiece Height | mm | 150 |
| Table Working Height | mm | 920 |
| Work Table Load Capacity | kg | 110 |
| Tilting Head | deg | 180° |
| Spindle Speed | rpm | Variable 240-1500 |
| Motor Power | kW/hp | 1.5/2 |
| Voltage | V/amp | 415 / 10 |
| Shipping Dim. (LxWxH) | cm | 153 x 108 x 161 |
| Weight | kg | 340 |
| PRICE | ex GST | \$13,450 |
| PRICE | inc GST | \$14,795 |

Optional Accessories

Deslagging Brush

| DIA (mm) | CODE | ex GST | inc GST |
|----------|-------|--------|---------|
| 150 | P7873 | \$350 | \$385 |



Non-Woven Abrasive Pad

| TYPE | CODE | ex GST | inc GST |
|--------------|-------|--------|---------|
| Coarse Brown | P7876 | \$18 | \$19.80 |
| Fine Blue | P7878 | \$18 | \$19.80 |



Backing Disc Hook & Loop

| SPEED RATING | CODE | ex GST | inc GST |
|--------------|-------|--------|---------|
| 2200rpm | P7875 | \$110 | \$121 |



Non-Woven Abrasive Disc

| SPEED RATING | CODE | ex GST | inc GST |
|--------------|-------|--------|---------|
| 1600rpm | P7885 | \$140 | \$154 |



Oxide Removal Wire Brush

| SPEED RATING | CODE | ex GST | inc GST |
|--------------|-------|--------|---------|
| 700rpm | P7880 | \$230 | \$253 |



Felt Pad Polishing Disc

| SPEED RATING | CODE | ex GST | inc GST |
|--------------|-------|--------|---------|
| 700rpm | P7882 | \$220 | \$242 |



Deburring Discs

| TYPE | GRIT | CODE | ex GST | inc GST | Aluminium Oxide | Zirconia | Silicon Carbide |
|------------------------------|------|-------|--------|---------|-----------------|----------|-----------------|
| Standard Aluminium Oxide | 80 | P7890 | \$140 | \$154 | | | |
| | 120 | P7892 | \$140 | \$154 | | | |
| Standard Zirconia | 80 | P7895 | \$150 | \$165 | | | |
| | 120 | P7897 | \$150 | \$165 | | | |
| Standard Silicon Carbide | 80 | P7900 | \$160 | \$176 | | | |
| | 120 | P7902 | \$160 | \$176 | | | |
| Professional Aluminium Oxide | 80 | P7905 | \$170 | \$187 | | | |
| | 120 | P7907 | \$170 | \$187 | | | |
| Professional Zirconia | 80 | P7910 | \$180 | \$198 | | | |
| | 120 | P7912 | \$180 | \$198 | | | |
| Professional Silicon Carbide | 80 | P7915 | \$180 | \$198 | | | |
| | 120 | P7917 | \$180 | \$198 | | | |


CNC - Plasma Cutting Machines



Soft sense initial height setting system



Water table is standard to reduce fumes & dust



Water table is standard to reduce fumes & dust



Water table is standard to reduce fumes & dust

Swift-Cut CNC Plasma Cutting

SMART CUTTING SOLUTIONS

- Water tray for efficient control of sparks and fumes
- Removable stainless steel splash guards for side rail protection
- Dropped rails for ease of loading full sheets
- Gantry parking to allow full sheet to be loaded overhead
- Heavy duty steel construction with durable paint finish
- Linear guideways for fast accurate motion
- High speed axis motors with closed loop feedback (encoder) for accuracy and reliability
- Dual motor drive Y-axis • Rack and pinion drive system
- 360° Breakaway head eliminates damage to torch & improves safety
- Laser guide for easy sheet positioning
- Free-Standing Operators Console with LCD TOUCHSCREEN control
- Cut metal up to 25mm thick depending on the Hypertherm Powermax unit selected
- Soft sense Digital Torch-Height Control (DTHC) Quick response for improved cut quantity and improved torch consumable life. This unique touch sensing is so soft and accurate even the thinnest sheet metal will not deflect while sensing
- Dynamic Cut Control (DCC) is available on all Swiftcut PRO machines, This feature enables Software control of cutting amps and air pressure, Error messages, air pressures and critical data from the plasma unit is displayed on Swiftcut control screen for operator convenience, On the fly arc voltage, air pressure and cutting speed control ensures the highest quality cut at all times. INDUSTRY 1st UNIQUE TO SWIFT-CUT

Height Sensing

The Soft Sense system enables you to repeatedly and accurately sense the top of the thinnest to the thickest of materials without distortion of the plate

Optional Marking Tool

The Swift-Cut marking tool allows you to mark and cut in one operation, meaning no more outsourcing or moving your project from one machine to another




Operator Control

Ergonomic operators console with touch screen & keyboard/mouse inputs



Watch Video



Heavy Duty Gantry

Heavy duty gantry end castings with machined faces provides a precise and stable platform for the cutting head. It also supports twin x-axis linear rails and it gives you the ability to cut 100mm box sections

Precision Linear Rail

Linear rail on all axes – straight, accurate & repeatable movements, they also deliver a smoother motion compared to other guide systems

Heavy Duty Welded Base

Heavy duty base redesigned from the ground up provides support & rigidity

FOUR MACHINE SIZES & MULTIPLE PLASMA POWER SOURCES

1250 x 1250mm 2500 x 1250mm 3000 x 1500mm 4000 x 2000mm

We can match a machine to your production requirements

| Swift-Cut PRO Tables Price Includes Powermax 45 XP System | | |
|--|-----------------|-----------------|
| Capacity | ex GST | inc GST |
| 1250 x 1250mm | \$34,900 | \$38,390 |
| 2500 x 1250mm | \$38,550 | \$42,405 |
| 3000 x 1500mm | \$42,850 | \$47,135 |
| 4000 x 2000mm | \$57,600 | \$63,360 |

| Upgrade Your Plasma Cutting Power | | | |
|-----------------------------------|---------------|-----------------|-----------------|
| Hypertherm | | ex GST | inc GST |
| 65 SYNC | Upgrade Price | \$1,700 | \$1,870 |
| 85 SYNC | | \$3,850 | \$4,235 |
| 105 SYNC | | \$6,150 | \$6,765 |
| 125 | | \$10,600 | \$11,660 |

*Cutting capacity shown page 5



CNC - Plasma Cutting Machines



powered by
Libellula

Swift-Cut Software Options

SMART CUTTING SOLUTIONS

| Order Code | SwiftCAM Software | | |
|---|-------------------|-----------------|----------------|
| | P9055 Standard | P9056 Advanced | |
| DXF / DWG drawing Import | ✓ | ✓ | |
| JPEG Image import | ✓ | ✓ | |
| Parametric shapes library | ✓ | ✓ | |
| Advanced drawing importer | ✓ | ✓ | |
| Sheet trim function | ✓ | ✓ | |
| Sheet rotation function | ✓ | ✓ | |
| Program cut recovery function | ✓ | ✓ | |
| Favourite programs shortcuts | ✓ | ✓ | |
| Multiple user assignable reference points | ✓ | ✓ | |
| Automatic cutting calculations (volts, amps, air) | ✓ | ✓ | |
| Automatic cutting path application (lead in/out) | ✓ | ✓ | |
| Auto Arc voltage capture | ✓ | ✓ | |
| Dry run for program testing | ✓ | ✓ | |
| Manual nesting of parts | ✓ | ~ | |
| Automatic advanced part in part nesting | ~ | ✓ | |
| PRICE | ex GST | Included | \$2,950 |
| PRICE | inc GST | | \$3,245 |

Additional SwiftCAM software licenses can be purchased

SwiftCAM software is the most advanced software available in its class, with built in automation of many functions & settings ensures that anyone with a basic knowledge of computers will be capable of operating the CNC plasma cutting system.

The Standard software supplied with every Swiftcut PRO series table boasts features such as automated control of the plasma cut settings as well as

real-time feedback on the CNC of air pressure, amps and arc voltage monitoring, In fact the SwiftCAM software is so intuitive it automatically senses the arc voltage based on real-time feedback and applies this to the digital torch height system for the highest quality cutting results on any material.


The Hypertherm Plasma is 100% controlled by the CNC so there is no need to make any manual settings.

SwiftCAM as standard has a library of over 80 parametric shapes, all you have to do is adjust the sizes and cut the part, great for quickly processing flanges, baseplates, brackets etc.. If your looking to cut more advanced shapes the advanced drawing importer assists you to import your drawing and automatically analyses & cleans up any drawing errors, this can then be saved as a clean drawing in the parts library.

Sheet setup is easy with the laser assist system coupled with the sheet rotation function saving any manual shifting or alignment of the sheet.



Multiple Work Piece Nesting



Swift-Marker Pro 2020

SwiftCAM Software - Advanced

Are you planning to cut a large array of different parts in 1 sheet? If so the SwiftCAM advanced upgrade has the features to automate this for you, import multiple drawings simultaneously and then automatically nest these drawings using the advanced Automatic Part in Part nesting feature. This will give you the best sheet utilisation and automation of nesting saving you valuable material and time.

Marking Option

SWIFT MARK MK4 - Swift-Marker Pro 2020 (P9064)

All in one plasma cutter and metal scribe / engraver from Swiftcut. Swift-Marker pro unit – integrated pneumatic marker. Can be used to automatically mark text, fold lines and centre marks on components prior to profiling to avoid costly second operations. Great for part numbering or serial numbering of parts.

| CODE | ex GST | inc GST |
|-------|---------|---------|
| P9064 | \$2,950 | \$3,245 |

The Powermax SYNC™ is a next-generation professional grade air plasma cutter that dramatically simplifies system operation for cutting. Features automated system process set-up via advanced RFID-enabled SmartSYNC™ torches and a revolutionary single-piece cartridge consumable that provides trackable utilisation data. The Powermax SYNC maximizes productivity through reductions in downtime, optimised cut quality performance and streamlined consumable inventory management.

| Hypertherm Model | Mild Steel | Stainless Steel | Aluminium | Duty Cycle |
|------------------|------------|-----------------|-----------|--------------------------------------|
| Powermax45 XP | 12mm | 12mm | 10mm | 50% @ 45A 60% @ 41A 100% @ 32A |
| Powermax65 SYNC | 16mm | 12mm | 12mm | 50% @ 65A 100% @ 46A |
| Powermax85 SYNC | 19mm | 16mm | 16mm | 60% @ 85A 100% @ 66A |
| Powermax105 SYNC | 22mm | 20mm low use | 20mm | 80% @ 105A 100% @ 94A |
| Powermax125 | 25mm | 20mm | 25mm | 100% @ 125A |



CNC - Plasma Cutting Machines

Swift-Cut SMART CUTTING SOLUTIONS Extra Performance Plasma

The XP series is designed with production cutting in mind piercing up to 32mm, work in conjunction with the Hypertherm MAXPRO200, with a liquid cooled mechanised torch mounted to a heavier duty gantry providing a sturdy platform for high amperage cutting, this allows for improved cut speeds, with mixed gas cutting, The increased clearance height from bed to gantry allows up to 150mm box section to be cut.

- Down Draft extraction table for efficient control of sparks and fumes.
Requires separate extraction system, not included
- Magnetic breakaway head eliminates damage to torch and improves safety
- High precision Linear motion guideways on X & Y Axis
- AC Servo motors with Dual drive Y-axis
- Helical Rack and pinion drive system
- Cut metal up to 32mm thick using a Hypertherm MAXPRO200 system
- Digital Torch-Height Control (DTHC) Quick response for improved cut quantity and improved torch consumable life
- Standard with SwiftCam advanced nesting software



| MODEL | | Swift-Cut 3000XP | Swift-Cut 4000XP |
|---------------------------|---------|-------------------|-------------------|
| Cutting Table Capacity | mm | 3000 x 1500 | 4000 x 2000 |
| Maximum Cutting Thickness | mm | 32 | 32 |
| Duty Cycle | Typical | 100% @ 200A | 100% @ 200A |
| Fume Management | Type | Downdraft System | Downdraft System |
| Cutting Gas | Type | Air, O2, N2 | Air, O2, N2 |
| Plasma Unit Input Voltage | V | 415V with Neutral | 415V with Neutral |
| Weight | kg | 1000 | 1000 |
| Order Code | | P9048 | P9049 |
| PRICE | ex GST | \$100,950 | \$114,500 |
| PRICE | inc GST | \$111,045 | \$125,950 |



Made in USA



HYPERTHERM
A Hypertherm Associates Brand

High Definition Plasma Cutting Machines



Baykal BPS & BPL-H CNC Plasma



- Cutting Width: 1500 ~ 4200mm
- Cutting Length: 3000 ~ 28800mm
- Plasma Power Supply: Hypertherm
- Plasma Power: 300 ~ 800amp
- Cad & Nesting Software Lantek
- True Hole Technology: Optional
- Multi-Head Gantry: Optional
- Gas Cutting Heads: Optional

BPL-H



Multi-Head & Oxy Cutting Options



Multi Drilling Unit - Drilling & Tapping Option



Tube Processing Options



Bevel Cutting Option



Made in Turkey

Power Source Selection

Designed and built for maximum performance and productivity in mechanized cutting operations, the versatile HyPerformance HPR plasma systems deliver the ultimate in HyPerformance mild steel cutting, plus aluminium capability and unmatched stainless steel cut quality.



HYPERTHERM
A Hypertherm Associates Brand



Made in USA



| HYPERTHERM MODEL | CURRENT OUTPUT | MILD STEEL CAPACITY | STAINLESS CAPACITY | ALUMINIUM CAPACITY |
|------------------|----------------|---------------------|--------------------|--------------------|
| XPR170 | 30-170Amp | 40mm | 22mm | 25mm |
| XPR300 | 30-300Amp | 50mm | 38mm | 38mm |
| HPR400XD | 30-400Amp | 50mm | 45mm | 45mm |
| HPR800XD | 30-800Amp | 50mm | 75mm | 75mm |

CNC - Waterjet Cutting Machines

Swift-Cut **Swift-Jet Pro**

SMART CUTTING SOLUTIONS

The Swift-Jet Pro has been designed by our skilled team of engineers to provide an all-encompassing waterjet cutting solution with industry leading features as standard. The Swift-Jet Pro is bringing the incredible capabilities of waterjet cutting to the masses with a table that has combined high-quality software with our robust table build and made it affordable. If you never thought you could cut anything but metal within your budget, that is all about to change.

The Swift-Jet Pro series Waterjet is rich with Hi-technology but at the same time extremely user friendly, The machines are equipped with many standard features such as built-in material databases, Hi / Low pressure control for piercing brittle materials, auto garnet delivery system and adjustable water level for submerged cutting to name a few.

The powerhouse of the Swift-Jet Pro is the German built direct drive pump which outputs 3,400bar / 50,000psi at 100% duty cycle whilst maintaining unrivaled energy savings. These machines are manufactured in Europe and are unbelievably good value.



It Cuts *Virtually Anything!*



- Metal
- Stone
- Glass
- Ceramic
- Composites
- Plastic
- Rubber
- Foam

Smooth edge finish, no heat affected zone



HAMMELMANN®

High Pressure Pump - The heart of the system is the highly advanced German built variable speed direct drive pump, creating up to 3400bar / 50000psi pressure at 100% duty cycle using the standard 0.25mm orifice. The pump boasts a unique filtering system making it suitable for tap water quality saving you money on additional equipment and maintenance costs. Maintenance costs are also further reduced with the pump having a 1000hr service interval compared to an intensifier pump which is 500hrs.

| MODEL | | Swift-Jet Pro 1500 | Swift-Jet Pro 3000 |
|---------------------------|----------------|-------------------------|-------------------------|
| Cutting Table Capacity | mm | 1524 x 1524 | 3048 x 1524 |
| Maximum Cutting Thickness | mm | Water 100 / Abrasive 50 | Water 100 / Abrasive 50 |
| High Pressure Pump | Type | Direct Drive Plunger | Direct Drive Plunger |
| Max Pump Pressure | psi | 50,000 | 50,000 |
| CNC Motion System | | Servo System | Servo System |
| Software | | SwiftCNC / iGEMS | SwiftCNC / iGEMS |
| Garnet Delivery | | Automatic | Automatic |
| Garnet Hopper Capacity | Kg | 200 | 200 |
| Max Current | Amps | 30 | 30 |
| Order Code | | W08706 | W08705 |
| PRICE | ex GST | POA | \$134,950 |
| PRICE | inc GST | POA | \$148,445 |



F80TC Mill

Priced from
\$42,950 + GST



F150E Mill

“Training Packages Available”
Learn the function, operation, preparation,
diagnostic & maintenance of the machine
**CNC training is additional and will be quoted on request*



Tool Changer: for 16 Tools
(carousel type) - F150E



Heavy Duty BT-40 Spindle
F150E



Handwheel Dial: Electronic,
Portable - F80TC



Tool Changer: for 10 Tools
F80TC

OPTI mill

Precision • Price • Performance

Designed and Engineered in Germany the OPTIMUM CNC range is a market leader in Europe and is now available in Australia through Hare and Forbes Machineryhouse. Offering exceptional value for money the OPTIMUM range can have you set up for in house CNC machining at a fraction of the financial outlay previously required.

OPTI mill[®] CNC Machining Centres

- Main spindle drive with servo motor
- All linear guides with stainless steel covers
- Automatic central lubrication of the machine
- Integrated machine lamp
- Access doors very generously designed to reduce cleaning time and maintenance time to a minimum
- Servo drive in all axes
- Siemens Sinumerik 808D on PC for free (computer workstation)
- Including 2-year Siemens warranty

OPTI mill[®] F80TC X: 400, Y: 250, Z: 400

- Table size 800mm x 260mm
- Table load capacity 200kg
- Tool changer carousel type - 12 tool stations
- BT40 - 10,000rpm spindle
- Integrated 160 litre coolant tank
- Full CE Safety enclosure with Safety PLC
- 100-550mm spindle nose to table

OPTI mill[®] F150E X: 750, Y: 500, Z: 500

- Table size 900mm x 500mm
- Table load capacity 350kg
- Tool changer carousel type - 16 tool stations
- BT40 - 10,000rpm spindle
- Integrated 210 litre coolant tank
- Full CE Safety enclosure with Safety PLC
- 100-600mm spindle nose to table

SIEMENS SINUMERIK 808AD

SINUMERIK 808D ADVANCED brings impetus into basic turning and milling machines. CNCs from the global technology leader, teamed-up with a revolutionary operating concept make the SINUMERIK 808D ADVANCED the perfect entry into the world of CNC.





Priced from
\$34,990 + GST

L33HS Lathe

**Outstanding performance.
Simply intelligent.**



L40HS Lathe

OPTIturn

Precision • Price • Performance

OPTIturn[®] CNC Lathes

- Bed guide ways inductively hardened (HRC 42-52) & precision ground
- Central lubrication system
- Incremental position encoder for spindle positioning (thread cutting)
- Precision ground ball screw
- Easy to maintain protective covers
- Full CE Safety enclosure with Safety PLC
- Servo motors made by SIEMENS
- Siemens Sinumerik 808D on PC free of charge (Computer workstation)
- Including 2-year Siemens warranty

OPTIturn[®] L33HS 330mm Swing x 600mm

- 6 station auto turret with 16mm tooling
- 4,000rpm main spindle speed
- 150mm 3 jaw chuck A2 mount
- 42mm Spindle bore
- 275mm maximum turning capacity
- Tailstock with MT3
- Constant surface speed control
- Flood coolant system
- Full CE Safety enclosure with Safety PLC

OPTIturn[®] L40HS 400mm Swing x 900mm


- 8 station auto turret with 20mm tooling
- 2,500rpm main spindle speed
- 200mm 3 jaw chuck A2 mount
- 60mm Spindle bore
- 400mm maximum turning capacity
- Tailstock with MT4
- Constant surface speed control
- Flood coolant system
- Full CE Safety enclosure with Safety PLC

JESCO CNC Lathes

- From small to very large capacities
- Heavy duty gearbox spindle drives
- Extra large spindle bore and rear chuck options
- Automatic turrets and C Axis & Milling options

Capacities

- Swing over bed up to 1600mm
- Distance between centres up to 6000mm
- Spindle bore up to 380mm



Gearbox



Large Spindle Bores



Turret & C-Axis Options

Many
Models
Available





TEZMAKSAN
ROBOTICS TECHNOLOGIES

Robotic Machine Tending

CubeBOX CNC automation system by TezmaKsan Robot Technologies is a revolutionary robotic automation solution designed to enhance manufacturing processes and reduce operator involvement in machine tending.

With its ability to work non-stop, cost-effectiveness, and flexibility, the CubeBOX system empowers manufacturers to increase productivity, reduce downtime, and stay competitive in the ever-evolving industrial automated landscape.

Let's explore the benefits of CubeBOX in more detail:

1. Continuous operation and efficiency

The core advantage of the CubeBOX system lies in its ability to work non-stop. Ensuring uninterrupted production even during night shifts, this continuous operation leads to a remarkable 50 per cent increase in night shift efficiency compared to traditional setups that rely heavily on manual labour for CNC machine tending. Manufacturers can now maximize their production output, resulting in higher productivity and reduced lead times

2. Easy Setup


Traditionally, the setup of robot peripherals in a system required expert knowledge of robot programming, prolonged changeover times and dependency on skilled personnel. The CubeBOX system changes this paradigm with its user-friendly interface that allows operators to exchange parts effortlessly without any prior knowledge of robot programming. Fast loading and unloading of the workpieces, enhances flexibility and agility in the production process, enabling quick adaptation to changing production requirements.

3. Hassle free robot programming with RoboCAM

The foundation of all CubeBOX systems is RoboCAM, the intelligent automation software also developed by TezmaKsan. By simply uploading product drawings, RoboCAM translates them into a robot-friendly language, enabling seamless communication and execution of tasks eliminating the need for prior robot programming expertise.

4. Flexible structure and mobility

The CubeBOX system boasts a flexible structure that enables easy transportation between different machines within the factory. This mobility ensures optimal utilisation of the system across various workstations, eliminating the need for separate robotic setups for each machine.



Cubebox Blues DR (Draw System)

- 6 axis Industrial Robot with 12kg or 25kg payload
- Portable Cell
- 5 Drawer Stacker (Draws 600 x 800mm)
- Suitable for Round Workpiece
- Suitable for Hexagonal Workpiece
- Suitable for Cast and Pressed Workpiece
- Suitable for Tending the Second Machine after OP1
- 3-Colour Industrial Signal Tower
- Configurable with Single Gripper
- Configurable with Multiple Grippers
- RoboCAM Smart Automation Software
- Cleaning with Air Blow Nozzle
- Easy and Quick set-up
- Suitable for tending up to 2 CNC Machines
- CE Regulation



FANUC

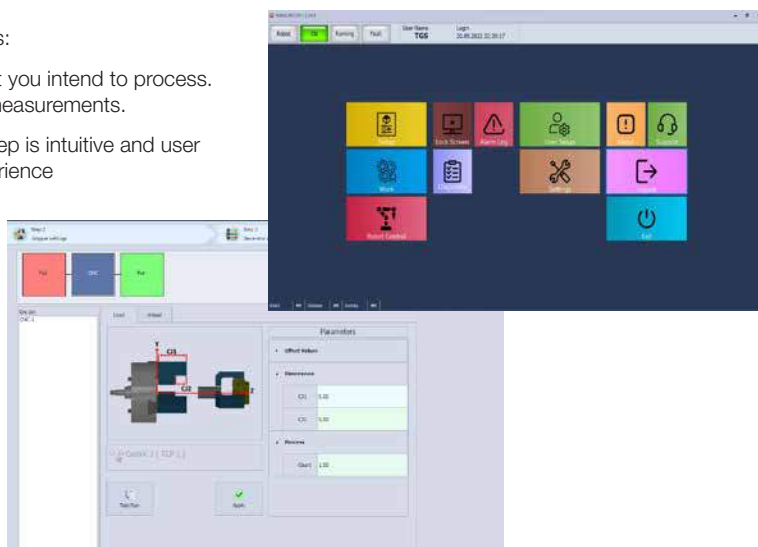


Thanks to our user-friendly ROBOCAM software, developed in-house by our dedicated software team, the complexities of robotics programming are now a thing of the past. This leap in technology not only simplifies the operator's tasks but also significantly reduces the time spent on robot reference definition processes.

How to Use ROBOCAM?

Embracing ROBOCAM is straightforward, requiring just five quick steps:

- Input part dimensions: Begin by providing the dimensions of the part you intend to process. ROBOCAM streamlines this step, eliminating the need for intricate measurements.
- Specify robot tooling: Define the attached tools on the robot. This step is intuitive and user friendly, making it accessible to operators with varying levels of experience
- Upload CAD inlay drawing: Incorporate the CAD drawing of the inlay. ROBOCAM's intelligent software ensures a seamless integration of this data into the workflow
- Configure workflow: Detail the workflow by specifying the stations the robot needs to access. This step is a breeze, thanks to ROBOCAM's automation capabilities
- Press "start": With all parameters in place, all that remains is to begin the workflow and ROBOCAM sets the robot in motion




SCHUNK

Gripping Systems

High quality and reliability for your production

Originally started with pneumatic grippers, SCHUNK now offer over 4,800 versions of grippers, the large SCHUNK gripping technology portfolio meets the individual requirements of different industries.

We customise each CUBEBOX setup to suit the individual customers production with maximum precision & productivity.





Lynx 2100/2600 Series Compact - Turning Centres

Features


- Ultra fast rapid traverse to minimise non cutting time
- High speed Servo turrets available with milling
- Y Axis milling and Sub spindles available to greatly reduce the need for second operations
- Advanced technological features to provide exceptional value

Capacities

- Turning diameter up to 380mm
- Turning length up to 610mm
- Chuck diameter 6, 8, 10"
- Bar capacity up to 81mm



Optional Y-Axis



Optional Sub Spindle




Puma DNT Series Global Standard - Turning Centres

Features

- Fast rapid traverse to minimise non cutting time
- Utilises box slide ways for heavy duty & interrupted cutting
 - High speed Servo turrets available with milling
 - Advanced technological features to provide exceptional value

Capacities

- Turning diameter up to 481mm
- Turning length up to 1245mm
- Chuck diameter 210 ~ 305mm
- Bar capacity up to 102mm



Multi Axis Machining



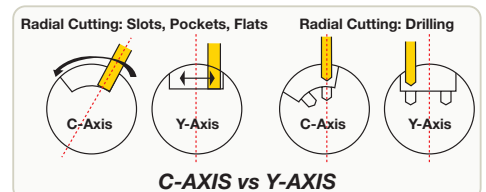
Puma 2100/2600/3100 High Performance - Turning Centres


Features

- Fast rapid traverse to minimise non cutting time
- Utilises Box Slide ways for heavy duty & interrupted cutting
- Y Axis milling and Sub spindles available to greatly reduce the need for secondary machining
- Advanced technological features to provide exceptional value


Capacities

- Turning diameter up to 525mm
- Turning length up to 3125mm
- Chuck diameter 210 ~ 380mm
- Bar capacity up to 102mm





Deep Boring Option



Big Bore & Chuck Options



Puma 4100/5100


Large Capacity - Turning Centres

Features

- Super heavy duty Box Slide ways for heavy duty and interrupted cutting
- Large bore capacity for oil country operations
- Y Axis milling available to greatly reduce the need for secondary machining
- Advanced technological features to provide exceptional value

Capacities

- Turning diameter up to 650mm
- Turning length up to 3065mm
- Chuck diameter 305 ~ 610mm
- Bar capacity up to 275mm



200mm Y-Axis Travel



Puma 2100/2600/3100

High Performance - Turning Centres

Features

- Ultra heavy duty Box Slide ways for heavy duty & interrupted cutting
- Large bore and extra-long turning capacity for shaft work
- Y Axis milling available to greatly reduce the need for secondary machining
- Many options for steady rests and large boring bars available

Capacities

- Turning diameter up to 900mm
- Turning length up to 5000mm
- Chuck diameter 450 ~ 800mm
- Bar capacity up to 375mm



FANUC



eZ Guide i

eZ Guide i conversational programming. One simple, yet powerful interface for programming, setup, operation and program checking.

- 3D animated simulation for program checking
- Comprehensive library of cycles
- One single screen provides handy operation guidance for programming through to machine operation






Puma SMX Multi Axis Multi Tasking Centres

Features

- Multi-task milling/turning centre designed for heavy & interrupted cutting
- High speed tool change, combined with fast rapid traverse rates minimize non-cutting time
- C-axis contouring, Y-axis off-centre and B-axis any-angle milling/drilling allow for single set-up completion of highly complex work-pieces
- Multi-tasking capabilities increase productivity and provide for just-in-time production requirements by reducing lead time, changeover time, set-up time, and time between operations

Capacities

- Machining diameter up to 760mm
- Machining length up to 1540mm
- Chuck diameter 170 ~ 305mm
- Bar capacity up to 102mm



Puma ST Series Swiss Type Turning Centres

Features

- Ultra high precision Swiss type lathe
- Optimized for mass-turning small and complex parts such as watch components and medical devices
- Main and sub spindles driven with built-in type motors for high-precision machining
- Up to 27 tools can be utilised for complex machining

Capacities

- Machining diameter up to 38mm
- Machining length up to 320mm
- Mountable tools up to 30
- Main spindle speed up to 10000rpm



Puma VT/VTR Vertical Turning Centres

Features

- Heavy duty vertical turning centre's featuring high-rigidity turret type or ram-type spindle.
- Box way construction providing outstanding vibration absorption and a stable high-rigidity structure that enables long hours of heavy duty cutting
- Milling available to greatly reduce the need for secondary machining
- The world's first dual axis machine with a ram tool indexing system delivering four times greater tooling efficiency through 90° indexing capability

Capacities

- Turning diameter up to 2500mm
- Turning length up to 1900mm
- Chuck/table diameter up to 2000mm
- Spindle capacity up to >10000kg





DNM High Performance Vertical Machining Centre

Features

- High speed & High precision roller linear guideways
- Available in BT40 or BT50 spindle taper for heavy duty cutting
- State of the art direct drive spindle technology with "BIG PLUS" Dual contact spindles
- Built ready to accept additional 4th or 4/5th axis for complex machining processes

Capacities


- X Axis travel up to 2160mm
- Y Axis travel up to 762mm
- Z Axis travel 650mm
- Spindle speed up to 12000rpm



Dual contact (BIG PLUS) Std.



The Big Plus system provides simultaneous dual tool-holder contact at the tapered side and the nose face of the spindle.



Super Heavy Duty Castings



High Speed Arm Type ATC




MYNX Heavy Duty Vertical Machining Centre

Features

- Oversized heavy duty box guideways for superior rigidity
- BT40, BT50, gearbox & built in drive spindle options
- "Big Plus" dual contact spindle
- Built ready to accept 4th or 4/5th axis for complex machining processes

Capacities

- X Axis travel up to 2500mm
- Y Axis travel up to 950mm
- Z Axis travel up to 850mm
- Spindle speed up to 12,000rpm







5 Axis Series Versatile Machining Centres

Features

- Ultra-high precision simultaneous 5-axis control for aviation and medical parts
- Also available as 4+1-axis control for economical machining of multi-facet/complex shapes
- High performance built-in or direct drive spindles
- Auto pallet changer available for "lights out" production

Capacities

- Table diameters up to 800mm
- X Axis travel up to 1000mm
- Y Axis travel up to 900mm
- Z Axis travel up to 685mm
- Spindle speed up to 20000rpm



VCF Multi Purpose Vertical Machining Centres


Features


- Multi-purpose machining centre, with a flexible machining area
- Providing 3, 4 or 5 axis simultaneous capability to satisfy a wide range of applications
- The milling spindle has a +/-110 deg continuous tilting B axis with built in motor to achieve the optimum performance and versatility

- Embedded and top-mounted type rotary tables are available to satisfy a diverse range of machining applications

Capacities

- X Axis travel up to 6000mm
- Y Axis travel up to 1100mm
- Z Axis travel 800mm
- Spindle speed up to 12000rpm






DBC Horizontal CNC Boring Machines

Features

- Multi-purpose, high-speed, and high-precision horizontal boring machines
- High-torque spindle head for heavy duty cutting
- Semi or full splash guarding options to keep you safe
- Auto pallet changer available for "lights out" production

Capacities

- X Axis travel up to 4000mm
- Y Axis travel up to 2500mm
- Z Axis travel 2000mm
- W Axis travel up to 700mm
- Quill diameter 110~130mm



Guarding Options




HP/HC High Performance & HM Heavy Duty Horizontal Machining Centres

Features

- Horizontal machining centre optimized for high-precision and high-speed machining
- High speed spindles utilising the "BIG PLUS" Dual contact spindle taper for accuracy and heavy duty cutting
- Standard with Twin pallet system for production efficiency
- Multi pallet / Matrix pallet systems are available for volume production

Capacities

- X Axis travel up to 2100mm
- Y Axis travel up to 1500mm
- Z Axis travel 1500mm
- Spindle speed up to 20000rpm



Optional Pallet System



Hartford *Innovation* LG High Efficiency Series Vertical Machining Centres

Features

- High speed cost effective job shop or production machines
- BT40 and BT30 spindle options
- Integral, direct drive or belt drive spindle options to suit specific applications
- Built ready to accept additional 4th axis for complex machining processes

Capacities

- X Axis travel up to 1000mm
- Y Axis travel up to 510mm
- Z Axis travel up to 510mm
- Spindle speed up to 20000rpm




Through Spindle Coolant Options



High Speed Arm Type ATC



High Speed Machining



High Material Removal Rates



Hi Torque Gear Head Options


Hartford *Innovation* HCMC Super Heavy Duty Series Vertical Machining Centres

Features

- Super heavy duty box guideway construction, high table load capacity
- BT40 and BT50 spindle options
- Direct drive or gearbox drive spindle options to suit specific applications
- Built ready to accept additional 4th axis for complex machining processes

Capacities

- X Axis travel up to 2100mm
- Y Axis travel up to 1020mm
- Z Axis travel up to 820mm
- Spindle speed up to 12000rpm



Super Heavy Duty Design



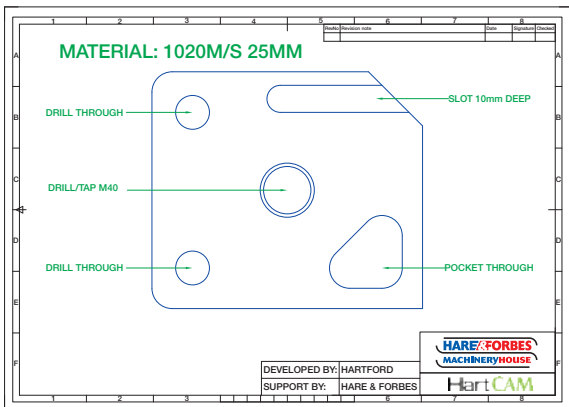
Hartford *innovation* Sword Dual Column Series Dual Column Machining Centres

Features

- Box guideway or linear guideway options
- Direct drive or gearbox drive spindle options to suit specific applications
- Massive work piece weight and dimensional capacities
- Multiple head & AHC options
- 5 face machining options
- Universal head options

Capacities

- X Axis travel up to 8000mm
- Y Axis travel up to 3600mm
- Z Axis travel up to 1200mm
- Spindle speed up to 12000rpm



HartCAM DXF NC Code Programming

- Import your workpiece drawings directly to the Hartrol Plus controller & it can generate your G-code program

Hartrol plus New Controller Technology

Features

- 19" Touch Screen
- 32GB SSD Hard Drive
- 2.5D CAM Software
- USB + Ethernet
- 678 Block Look Ahead Standard (2000 Block Optional)
- Onboard productivity apps
- Adaptive feedrate control
- Onboard E Book Manuals
- Plus many more features



i-M@chine



Hartford *innovation* PBM Horizontal CNC Boring Machines

Features

- Multi-purpose, high-speed, and high-precision horizontal boring machines
- High-torque spindle head for heavy duty cutting
- Semi or full splash guarding options to keep you safe
- High table load capacity

Capacities

- X Axis travel up to 4000mm
- Y Axis travel up to 2500mm
- Z Axis travel 2000mm
- W Axis travel up to 700mm
- Quill diameter 110~130mm





Safety Micro Switch on Pulley Guard



1 Piece Cast Iron Drilling Lever with depth stop



Work Table - BD-360 & PD-360 only



Work Light - BD-360, PD-360, PD-440 & PD-510 only

HAFCO METALMASTER **BD & PD Series**

- Safety chuck guard with flip up screen
- Rack & pinion table with locking lever
- Robust one-piece cast iron drilling handle
- Table tilts left & right to 45° & rotates (BD & PD-325/360)
- Table tilts left & right to 45° (PD-440/510)
- Drilling depth stop setting with scale
- Quick action V-belt tensioning lever
- Safety micro-switch on pulley guard
- Fan-cooled, copper wound 240V motor
- Safety magnetic-type switch

Includes: 3-16mm Drill Chuck, Key & Arbor ✓
Drill Drift Tool ✓ 'A' Section V-Belt Drive System ✓

Drills Priced From
ex GST inc GST
\$320 \$352



*Prices & specifications for drills are on page 25

DS-19 Drill Stand

- Cast iron base & cast aluminium headstock
- Accept most hand held drills with 38 or 43mm collar
- Slotted base to secure vice
- Solid steel ground column
- Rack & pinion lever action with 67mm stroke



• Hand drill not included

| CODE | ex GST | inc GST |
|------|--------------|--------------|
| D585 | \$110 | \$121 |

VAZEY Drill Press Table

- Ø312mm cast iron table
- V groove locates round pipe
- No clamps or jigs needed
- 47mm table spigot



• Drill not included

| CODE | ex GST | inc GST |
|------|-------------|----------------|
| D199 | \$85 | \$93.50 |

Drill Press Roller Support

- Adjustable clamp to suit Ø60-100mm drilling machine columns
- 2 x 450mm wide rollers which are height adjustable
- Adjustable width between support rollers 600-900mm



• Drill not included

| CODE | ex GST | inc GST |
|-------|-------------|-------------|
| W3425 | \$70 | \$77 |

Broach Cutter Adaptors

- Suits 2MT or 3MT drilling machines
- Suits 19mm shank broach cutters



• Note: Cutter not included

| TAPER | CODE | ex GST | inc GST |
|-------|-------|--------------|--------------|
| 2MT | D9502 | \$120 | \$132 |
| 3MT | D9503 | \$120 | \$132 |



PD-28 Pedestal

Industrial Duty

Variable Speed



PD-28V Pedestal

New Release



PD-35 Pedestal

Industrial Duty

HAFCO METALMASTER PD-28 & PD-35

- High quality Taiwanese made, ideal for industrial workshop use
- Precision ground morse taper spindle (PD-28 2MT, PD-35 3MT)
- Quiet running V-belt drive system (PD-28 A-Section, PD-35 B-Section)
- Adjustable safety drilling chuck guard with micro switch
- Emergency stop & micro switch on pulley guard
- Thick walled column ensuring greater rigidity (PD-28 80mm, PD-35 92mm)
- T slotted work table that rotates 360°
- Rack & pinion table height adjustment with locking lever
- Drilling depth stop setting with scale
- 240V Fan-cooled motor rated for continuous use with overload protection



Includes: 3-16mm Drill Chuck & Arbor ✓ Chuck Key ✓ Drill Drift Tool ✓ Safety Chuck Guard ✓

HAFCO METALMASTER PD-28V

- Brushless DC 1hp motor - direct drive for higher torque and smooth operation
- 200-2400rpm variable speed with digital readout
- Heavy cast iron construction for rigidity and accuracy
- Precision Ø0.03 - Ø13mm keyless chuck included
- Safety drilling chuck guard with micro switch
- Safety magnetic-type switch
- T slotted work table rotates 360°
- Drilling depth stop setting with scale
- Rack & pinion table height adjustment with locking lever
- Emergency stop switch
- LED Light




Includes: 13mm Keyless Drill Chuck & Arbor ✓ Chuck Key ✓ Drill Drift Tool ✓ Safety Chuck Guard ✓



B Section Belt Drive System PD-28 & PD-35



Variable Speed Readout with Adjustable Dial PD-28V



LED Work Light PD-28V

| MODEL | | BD-325 | PD-325 | BD-360 | PD-360 | PD-440 | PD-510 | PD-28 | PD-28V | PD-35 |
|-----------------------|----------------|--------------|--------------|--------------|--------------|--------------|--------------|----------------|----------------|----------------|
| ORDER CODE | | D590 | D592 | D594 | D596 | D598 | D600 | D160 | D158 | D162 |
| Bench / Pedestal | Type | Bench | Pedestal | Bench | Pedestal | Pedestal | Pedestal | Pedestal | Pedestal | Pedestal |
| Drill Capacity | mm | 16 | 16 | 20 | 20 | 28 | 32 | 23 | 16 | 31.5 |
| Spindle Taper | MT | 2 | 2 | 2 | 2 | 3 | 4 | 2 | 2 | 3 |
| Spindle Travel | mm | 80 | 80 | 85 | 85 | 120 | 120 | 83 | 83 | 125 |
| Throat Depth | mm | 162.5 | 162.5 | 180 | 180 | 220 | 255 | 185 | 185 | 225 |
| Quill Diameter | mm | 40 | 40 | 47 | 47 | 52 | 62 | 47 | 47 | 72 |
| Column Diameter | mm | 72 | 72 | 72 | 72 | 92 | 92 | 80 | 80 | 92 |
| Spindle to Table Max. | mm | 450 | 725 | 410 | 685 | 765 | 745 | 645 | 645 | 730 |
| Spindle to Base Max. | mm | 630 | 1205 | 600 | 1175 | 1225 | 1205 | 1180 | 1180 | 1175 |
| Table Size | mm | Ø290 | Ø290 | 290x290 | 290x290 | 350x350 | 470x415 | 285x285 | 285x285 | 350x350 |
| Spindle Speed Steps | No. | 12 | 12 | 12 | 12 | 12 | 12 | 12 | Variable Speed | 9 |
| Spindle Speed Range | rpm | 280-2380 | 280-2380 | 280-2380 | 280-2380 | 150-2450 | 150-2450 | 300-2360 | 200-2400 | 180-1680 |
| Motor Power | hp / V | 1 / 240 | 1 / 240 | 1 / 240 | 1 / 240 | 1.5 / 240 | 2.4 / 240 | 1 / 240 | 1 / 240 | 1 / 240 |
| PRICE | ex GST | \$320 | \$400 | \$420 | \$490 | \$800 | \$900 | \$1,320 | \$1,950 | \$1,890 |
| PRICE | inc GST | \$352 | \$440 | \$462 | \$539 | \$880 | \$990 | \$1,452 | \$2,145 | \$2,079 |

730 x
210mm
Table



DMF-44



GHD-22

HAFCO METALMASTER DMF-44

- 31.5mm drill capacity with 120mm spindle travel
- 28mm end mill & 80mm face mill capacities
- 6 drilling speeds 95-1650rpm
- Mill head tilts to $\pm 90^\circ$
- Swivel mill head left to right
- Thread tapping function
- Micro down feed adjustment
- Rack & pinion wind-up drill head & work table
- Adjustable & accurate depth stop
- Swivel safety drilling chuck guard
- Concertina slide way cover on Y-Axis
- Forward/reverse & safety stop switches
- Rack & pinion drill head & table

Includes: Drill Chuck ✓ Safety Chuck Guard ✓
Drill Drift Tool ✓ Draw Bars ✓ Coolant Pump System ✓

HAFCO METALMASTER GHD-22

- 31.5mm drill capacity with 120mm spindle travel
- 8 drilling speeds 105 - 2900rpm
- High/low with forward & reverse switch
- Helical cut gears for quiet & smooth operation
- Thick walled column ensuring greater rigidity
- Rack and pinion wind-up drill head & work table
- T-slotted work table rotates 360°
- Drilling depth stop setting with scale
- Swivel safety drilling chuck guard
- Drill ejector lever

Includes: Drill Chuck & Arbor ✓ Safety Chuck Guard ✓
Chuck Key ✓ Drill Drift Tool ✓

HAFCO METALMASTER GHD-30V

- 31.5mm drill capacity with 125mm spindle travel
- Geared head drilling machine with low, medium, & high selector
- Variable speed from 50-2850rpm with digital display
- Automatic start drill function for repetition work
- Automatic Power Feed with range of (0.06, 0.09, 0.12mm/rev)
- Thread tapping with auto reverse
- Digital readout depth gauge mounted on front panel
- Adjustable accurate depth setting for increased productivity
- Swivel safety chuck guard



Includes: Drill Chuck & Arbor ✓ Safety Chuck Guard ✓
Chuck Key ✓ Drill Drift Tool ✓

HAFCO METALMASTER GHD-32

- 4MT geared head machine
- Automatic feed range (0.1, 0.18, 0.26mm/rev)
- Thread tapping with auto reverse
- Micro down feed adjustment
- Tilting / swivel head $\pm 90^\circ$
- Rack & pinion table & drill head
- Adjustable & accurate depth stop
- Forward/reverse & safety stop switches
- Swivel safety drilling chuck guard
- Tilting & rotating rectangle work table
- 12 drilling speeds 95-3300rpm

Includes: Coolant Pump System ✓ Drawbar ✓
Drill Chuck & Arbor ✓ Safety Chuck Guard ✓
Chuck Key ✓ Drill Drift Tool ✓



GHD-30V

Variable
Speed



GHD-32



GHD-38B



GHD-45G



GHD-55G



Motorised Rise-Fall Work Table GHD-55G

HAFCO METALMASTER GHD-38B

- 40mm drill capacity
- 4MT geared head machine
- Automatic feed range (0.1, 0.2mm/rev)
- Thread tapping with auto reverse
- Rack and pinion wind-up table
- Chuck guard with micro-switch
- Square work table tilts to $\pm 45^\circ$ and rotates 360
- 180mm spindle travel
- 18 drilling speeds (50-1450rpm)

Includes: Drill Chuck & Arbor ✓ Safety Chuck Guard ✓ Tapping Function ✓ Work Light ✓

HAFCO METALMASTER GHD-45G

- 45mm drill capacity
- 8 drilling speeds (90-1520rpm)
- Automatic feed range (0.1, 0.15, 0.2mm/rev)
- 2 x LED work lights mounted underneath head
- Thread tapping with automatic reverse
- Work table tilts to $\pm 90^\circ$ & rotates 360°
- Drill ejector incorporated in machine
- Chuck guard with micro-switch
- 180mm spindle travel
- 4MT geared head machine

Includes: Drill Chuck & Arbor ✓ Safety Chuck Guard ✓ Tapping Function ✓ Work Light ✓



HAFCO METALMASTER GHD-55G

- 50mm drill capacity
- 16 drilling speeds (45-2000rpm)
- Automatic feed range (0.1, 0.15, 0.2mm/rev)
- 2 x LED work lights mounted underneath head
- Thread tapping with automatic reverse
- Work table tilts to $\pm 90^\circ$ & rotates 360°
- Drill ejector incorporated in machine
- Chuck guard with micro-switch
- Motorised rise & fall work table
- 180mm spindle travel
- 4MT geared head machine

Includes: Drill Chuck & Arbor ✓ Safety Chuck Guard ✓ Tapping Function ✓ Work Light ✓

| MODEL | | DMF-44 | GHD-22 | GHD-30V | GHD-32 | GHD-38B | GHD-45G | GHD-55G |
|-----------------------|----------------|----------------|----------------|----------------|----------------|----------------|----------------|----------------|
| ORDER CODE | | D185 | D170 | D176 | D177 | D1325 | D174 | D175 |
| Drill Capacity | mm | 31.5 | 31.5 | 31.5 | 40 | 40 | 45 | 50 |
| Work Table Area (LxW) | mm | 730 x 210 | ~ | ~ | ~ | ~ | ~ | ~ |
| Tapping Capacity | metric | ~ | ~ | M20 | M16 | M24 | M35 | M42 |
| Spindle Taper | MT | 3 | 3 | 3 | 4 | 4 | 4 | 4 |
| Spindle Travel | mm | 120 | 120 | 125 | 120 | 180 | 180 | 180 |
| Throat Depth | mm | 280 max | 255 | 285 | 273 | 350 | 350 | 405 |
| Long Travel (X-Axis) | mm | 480 | ~ | ~ | ~ | ~ | ~ | ~ |
| Cross Travel (Y-Axis) | mm | 200 | ~ | ~ | ~ | ~ | ~ | ~ |
| Quill Diameter | mm | ~ | 55 | 62 | 75 | 75 | 70 | 88 |
| Column Diameter | mm | ~ | 100 | 115 | 115 | 150 | 150 | 200 |
| Spindle to Table Max. | mm | 630 | 830 | 790 | 720 | 770 | 730 | 750 |
| Spindle to Base Max. | mm | ~ | 1240 | 1270 | 1175 | 1320 | 1210 | 1300 |
| Table Size | mm | ~ | 350 x 500 | 426 x 400 | 490 x 460 | 560 x 560 | 530 x 530 | 600 x 600 |
| T-Slot Size | mm | 14 | 14 | 14 | 14 | 16 | 18 | 18 |
| Spindle Steps | No. | 6 | 8 | 3 (Variable) | 12 | 18 | 8 | 16 |
| Spindle Speeds | rpm | 95-1650 | 105-2900 | 50-2850 | 95-3300 | 50-1450 | 90-1520 | 45 - 2000 |
| Motor Power | kW / hp | 1.5 / 2 | 0.90 / 1.2 | 2.2 / 3 | 1.5 / 2 | 1.5 / 2 | 2.2 / 3 | 2.8 / 3.7 |
| Motor Voltage | V / Amp | 240 | 415 | 240 / 15 | 415 | 415 | 415 | 415 |
| PRICE | ex GST | \$2,990 | \$2,850 | \$4,150 | \$3,350 | \$4,750 | \$5,150 | \$8,790 |
| PRICE | inc GST | \$3,289 | \$3,135 | \$4,565 | \$3,685 | \$5,225 | \$5,665 | \$9,669 |



RAD-900

HAFCO METALMASTER RAD-900

- 38mm drill capacity with 200mm spindle travel
- 4MT geared head machine
- 6 drilling speeds (88-1500rpm)
- 3-speed automatic down-feed (0.05, 0.09, 0.15mm/rev)
- Oil-bath lubricated gear drive
- 4-way joystick arm & spindle speed control
- Spindle load amp meter during operation



Includes: Box Table ✓ Safety Chuck Guard ✓ Light ✓ Coolant Pump System ✓


HAFCO METALMASTER Z3050-16

- 50mm drill capacity with 315mm spindle travel
- 5MT geared head machine
- 16 drilling speeds (25-2000rpm)
- 16 speed automatic down-feed (0.04 ~ 3.2mm/rev)
- Oil-bath lubricated gearbox with hardened & ground gears
- Fine grain cast iron with ribbing ensures extremely low vibration
- Motorised arm height adjustment via vertical leadscrew
- Hydraulic column & head clamp
- Hydraulic feed & spindle drive system

Includes: Box Table ✓ Safety Chuck Guard ✓ Light ✓ Coolant Pump System ✓



Z3050-16



Auto Oil Lubrication For Column Z3050x16



Head Controls Z3050x16

| MODEL | | RAD-900 | Z3050x16 |
|-------------------------------|----------------|------------------|-----------------|
| ORDER CODE | | D165 | D166 |
| Duty | Type | Industrial | Industrial |
| Drill Capacity | mm | 38 | 50 |
| Tapping Capacity | metric | M20 | M36 |
| Spindle Taper | MT | 4 | 5 |
| Spindle Travel | mm | 200 | 315 |
| Quill Diameter | mm | 70 | 80 |
| Spindle to Column (Min.-Max.) | mm | 290-910 | 350-1600 |
| Spindle to Box Table Max. | mm | 785 | 750 |
| Spindle to Base Max. | mm | 1110 | 1250 |
| Table Type | ○ / □ | □ | □ |
| Box Table Size (LxWxH) | mm | 550 x 405 x 315 | 620 x 500 x 500 |
| T-Slot Size | mm | 20 | 20 |
| Auto Quill Feed | mm/rev | 0.05, 0.09, 0.15 | 16 (0.04-3.2) |
| Work Light | ~ / ✓ | ✓ | ✓ |
| Coolant System | ~ / ✓ | ✓ | ✓ |
| Spindle Speed Steps | No. | 6 | 16 |
| Spindle Speed Range | rpm | 88-1500 | 25-2000 |
| Motor Power | kW / hp | 1.5 / 2 | 4 / 5.3 |
| Voltage | V | 415 | 415 |
| Weight | kg | 1270 | 4000 |
| PRICE | ex GST | \$15,950 | \$20,450 |
| PRICE | inc GST | \$17,545 | \$22,495 |

Optional Accessories



p87




p68



p71

- ✓ CE approved
- ✓ Compact design
- ✓ Heavy duty magnet



HFLP-35



HF-42

HAFCO Features

Hafco Magnetic base drills are designed to meet productivity & safety expectations. On-site hole cutting in steel plates, H-Beams shaped bars, framework, ship building, bridge construction and repair, steel reinforcements, and many other metal working and construction jobs.

HAFCO HFLP-35

- Low profile & compact machine
- Drills up to Ø35mm through 35mm plate
- LED work light helps locate drill centre
- Quick action broach drill lock release chuck
- Sturdy feed handle with quick release can be used on left or right side of machine
- 1100W/1.46hp, 240V motor
- Includes chip guard, safety strap & blow mould case

HAFCO HF-42

- Quick release chuck for broach cutters
- Compact design with heavy duty magnet
- Drills up to Ø42mm through 50mm plate
- Sturdy feed handles
- 1100W/1.46hp, 240V motor
- Includes quick release chuck, 13mm drill chuck & adaptor, coolant tank kit, safety chain & blow mould case

HAFCO HF-50

- 2 x drilling speed selection
- Quick release chuck for broach cutters
- Compact design with heavy duty magnet
- Sturdy feed handles
- Drills up to 50mm diameter through 50mm plate
- 1100W/1.46hp, 240V motor
- Includes quick release chuck, 13mm drill chuck & adaptor, coolant tank kit, safety chain & blow mould case

HAFCO HF-750

- 3MT spindle taper
- 19mm shank broach holder & bracket
- 4-speed gearbox
- Full load speeds: 90, 120, 180, 230rpm
- Forward/reverse for tapping
- Ø75mm drilling capacity through 50mm plate
- Bronze dovetail slides
- Can be used with 3MT drills up-to 31.5mm
- 1800W/2.4hp, 240V motor
- Includes 3MT spindle taper, 4 speed gearbox, coolant tank kit, safety chain & blow mould case

2-Speed & Quick Release Chuck

4 x Drilling Speeds

| MODEL | | HFLP-35 | HF-42 | HF-50 | HF-750 |
|-------------------|----------------|----------------|----------------|----------------|-------------------|
| ORDER CODE | | D9506 | D950 | D9508 | D9507 |
| Hole Capacity | mm | 12-35 | 12-42 | 12-50 | 12-75 |
| Maximum Thickness | mm | 35 | 50 | 50 | 50 |
| Magnetic Holding | kg/f | 1500 | 1529 | 1733 | 3263 |
| Drilling Speed | rpm | 390 | 330 | 300 | 90, 120, 180, 230 |
| Motor Power | kW/V | 1.1 / 240 | 1.1 / 240 | 1.1 / 240 | 1.8 / 240 |
| PRICE | ex GST | \$990 | \$1,050 | \$1,180 | \$2,090 |
| PRICE | inc GST | \$1,089 | \$1,155 | \$1,298 | \$2,299 |

Broach Cutters - HSS

- Ultra hardened high speed steel universal cutter, use with a magnetic base drill
- Ø19mm universal shank to suit screw type or quick release chucks



| 30mm Drill Depth From | ex | inc | 50mm Drill Depth From | ex | inc |
|-----------------------|-------|------------|-----------------------|-------|------------|
| | \$35 | \$38.50 | | \$40 | \$44 |
| 12mm | D9512 | 24mm D9524 | 14mm | D9550 | 30mm D9568 |
| 13mm | D9513 | 25mm D9525 | 16mm | D9552 | 32mm D9570 |
| 14mm | D9514 | 26mm D9526 | 18mm | D9554 | 34mm D9572 |
| 16mm | D9516 | 28mm D9528 | 20mm | D9556 | 35mm D9574 |
| 17mm | D9517 | 30mm D9530 | 22mm | D9558 | 38mm D9576 |
| 18mm | D9518 | 32mm D9532 | 24mm | D9560 | 40mm D9578 |
| 20mm | D9520 | 34mm D9534 | 25mm | D9562 | 44mm D9580 |
| 22mm | D9522 | 35mm D9535 | 26mm | D9564 | 48mm D9582 |
| 23mm | D9523 | | 28mm | D9566 | 50mm D9584 |

HSS Countersink

- 3-30mm

CODE ex inc
D9590 \$59 \$64.90

Broach Locating Pin

SUITS CODE ex inc
30mm D9510 \$10 \$11
50mm D9511 \$10 \$11



Broach Drill Set - HSS

- 19mm universal shank
- 25mm drill depth
- 14, 16, 18, 20, 22 & Ø24mm



CODE ex GST inc GST
D109 \$200 \$220

Drill Chuck & Adaptor

- 13mm drill chuck with chuck key
- Threaded mount
- Suits models HF-35 & HF-30A



CODE ex GST inc GST
D9501 \$60 \$66

Quick Release Chuck Adaptor

- Suits 19mm universal shank broach cutters
- Suits models HF-35 & HF-30A



CODE ex GST inc GST
D9504 \$120 \$132



BF-16V



BF-20LV

OPTIMUM® Features: BF & MH Series

- Electronic infinitely variable speed
- 3MT spindle taper
- Dovetail vertical Z-Axis
- Tilting head to ± 90° from vertical
- 2 speed gearbox (high / low) drive
- Adjustable dovetail slideways
- Adjustable table and drill length stops
- Slideway covers & slide clamps on all axis
- Metric dial graduations on X & Y-Axis

Includes: 3MT X JT6 Drill Chuck Arbor ✓
 Safety Cutter Guard ✓ 1/2" x 12tpi Whitworth Drawbar ✓
 Bracket Kit For Optional Digital Readout ✓

OPTIMUM® Features: BF-16V

- IP 54 with low-voltage release switch
- Adjustable scale collars for all Axis
- 400 x 120mm cast iron table with T-slots

OPTIMUM® Features: BF-20LV

- Digital readout speed display
- Digital depth display with zero reset
- Forward and reverse spindle switch
- Adjustable scale collars for all Axis
- 700 x 180mm cast iron table

OPTIMUM® Features: MH-28V

- Digital readout speed display
- Digital depth display with zero reset
- Forward and reverse spindle switch
- 730 x 210mm cast iron table

OPTIMUM® Mill Stands

ST-1620V
 Suits BF-16V & BF-20LV

ST-28V
 Suits MH-28V



Stand
\$390 ex GST
\$429 inc GST (M651)



Stand
\$390 ex GST
\$429 inc GST (M653)



MH-28V



Variable Spindle Speed & Spindle DRO (BF-20LV & MH-28V)



Quill Depth Digital Readout (BF-20LV & MH-28V)

DRO5 3-Axis Digital Readout

- The DRO5 digital readout counter with RPM display is designed to suit mill/drill machines
- Each Axis requires a DRO5-RH reader head and a DRO3-MS magnetic scale
- 4 different LCD colour screen options

Includes RPM Speed Display

| CODE | ex GST | inc GST |
|------|--------------|--------------|
| D695 | \$340 | \$374 |



DRO5-RHA

- Reader head
- 1.5M cable



| CODE | ex GST | inc GST |
|------|-------------|-------------|
| D697 | \$70 | \$77 |

DRO3-MS

- Magnetic scale
- 1.5M scale
- Note: 1.5 metre magnetic scale can be cut to length as required



| CODE | ex GST | inc GST |
|------|-------------|-------------|
| D694 | \$40 | \$44 |



BF-20AV



Variable Spindle Speed & Spindle DRO




Quill Depth Digital Readout

OPTIMUM® BF-20AV

- Electronic infinitely variable speed
- Tilting head to ± 90° from vertical
- 3MT spindle taper
- Dovetail vertical Z-Axis
- 2 speed gearbox (high / low)
- Adjustable dovetail slideway on Z-Axis
- Adjustable drill length stop
- Rear slideway cover
- Metric dial graduations

Includes: 3MT x JT6 drill chuck arbor ✓
 Safety cutter guard ✓ Bracket kit for optional digital readout ✓
 1/2" x 12tpi whitworth drawbar ✓

OPTIMUM® Lathe & Mill Head Combination Package Deals



TU-2506V

BF-20AV



TU-3008G

BF-20AV

TU-2506V-20M (TU-2506V + BF-20AV)
\$2,950 ex GST **\$3,245** inc GST (K147)
SAVE \$209 RRP

TU-3008G-20M (TU-3008G + BF-20AV)
\$4,490 ex GST **\$4,939** inc GST (K149)
SAVE \$209 RRP

| MODEL | | BF-16V | BF-20LV | MH-28V | BF-20AV |
|------------------------------|----------------|---------------------|--------------------|---------------------|--------------------|
| ORDER CODE | | M649 | M650 | M652 | M647 |
| Table Size (LxW) | mm | 400 x 120 | 700 x 180 | 730 x 210 | - |
| Spindle Taper | MT | 3 | 3 | 3 | 3 |
| Longitudinal Travel (X-Axis) | mm | 220 | 480 | 430 | - |
| Cross Travel (Y-Axis) | mm | 160 | 175 | 220 | - |
| Vertical Travel (Z-Axis) | mm | 210 | 280 | 355 | 280 |
| Spindle to Table | mm | 270 | 350 | 465 | - |
| Spindle Travel | mm | 50 | 50 | 70 | 50 |
| Spindle to Column | mm | 170 | 185 | 210 | 185 |
| Drilling Capacity (Ø) | mm | 16 | 16 | 20 | 16 |
| End Milling Capacity (Ø) | mm | 20 | 20 | 28 | 20 |
| Face Milling Capacity (Ø) | mm | 63 | 63 | 70 | 63 |
| T-Slot Size | mm | 10 | 12 | 14 | - |
| Spindle Speeds | steps/rpm | Variable / 100-3000 | Variable / 90-3000 | Variable / 100-2500 | Variable / 90-3000 |
| Motor Power | kW/hp | 0.50 / 0.66 | 0.85 / 1.13 | 1.1 / 1.5 | 0.85 / 1.13 |
| Voltage | V | 240 | 240 | 240 | 240 |
| PRICE | ex GST | \$1,250 | \$2,090 | \$2,690 | \$990 |
| PRICE | inc GST | \$1,375 | \$2,299 | \$2,959 | \$1,089 |



Belt Drive
HM-32B



Mill Head
HM-32B



HM-32B

Stand
\$400 ex GST
\$440 inc GST (M135)

DRO Model Available (M138D)
Geared & Tilt Head



Digital Tilting Head Gauge
HM-46B



HM-46B shown

Stand
\$400 ex GST
\$440 inc GST (M135)

HAFCO METALMASTER HM-32B

- Quiet 'B' section belt drive system
- Milling head rotates 360° on column
- Fine feed hand wheel operating quill feed
- Forward & reverse on/off button switches
- 3MT spindle with 75mm diameter lockable quill
- Adjustable table & drill length stops
- Rack & pinion wind-up head
- Rear slide-way cover & slide clamps on all axis
- Metric dial graduations @ 0.05mm for X & Y-Axis
- Large 820 x 240mm ground work table with T-slots

Includes: Drill Chuck & Arbor ✓ 3MT x 2MT Adaptor ✓ Slideway Covers ✓ Face Mill Cutter & Arbor ✓ Spindle Guard with Micro ✓ 1/2" x 12TPI Drawbar ✓ M12 x 1.75mm Drawbar ✓

HAFCO METALMASTER 2-Axis DRO Package Deal

- 2-Axis DRO display
- 2 x scales from 170 to 1020mm
- 1 x bracket mounting kit

More details on page 98



(D5201 + 2 scales + 1 bracket kit)

\$450 ex GST
\$495 inc GST (K5200)

Geared & Tilting Head Mill-Drill

HAFCO METALMASTER HM-46B

- Powerful 2HP-240V gear driven head with 6 speeds suitable for drilling & milling functions
- 3MT spindle with forward and reverse controls
- Manual quill feed with fine feed
- Mill head tilts up to 90° left or 45° right
- Digital display bevel box to set head tilting
- 730 x 210mm ground work table with T-slots
- Dovetail guideways to X & Y-Axis with adjustable leadscrew nuts to eliminate backlash
- Dovetail column on Z-Axis with rack and pinion wind-up head
- Adjustable table and spindle depth stops
- Metric dial graduations @ 0.05mm for X & Y-Axis
- Available with factory fitted DRO system, 3-Axis counter with X & Y scales (M138D)

Includes: Digital Bevel Box ✓ Drill Chuck & Arbor ✓ 3MT x 2MT Adaptor ✓ Face Mill Cutter & Arbor ✓ Spindle Guard with Micro ✓ Slideway Covers ✓ 1/2" x 12TPI Drawbar ✓ M12 x 1.75mm Drawbar ✓

Upgrade to DRO Model

Upgrade for an additional
\$400 ex GST
\$440 inc GST





HM-47B

HM-48B

Geared & Tilt Head

Dovetail Column

X Axis Power Feed
HM-48B

Large 1000 x 240mm Table
HM-48B

HM-48B Shown

HAFCO METALMASTER Features

- Powerful 2HP-240V gear driven head suitable for drilling, milling & tapping functions
- 3MT spindle with forward and reverse controls
- Manual quill feed with fine feed and adjustable depth stop
- Digital depth display with zero reset for quill
- Mill head tilts up to 90° left or 45° right
- Digital display bevel box to set head tilting
- Dovetail guideways to X, Y & Z- Axis
- Steel fabricated stand with coolant & swarf tray

Includes: Heavy-Duty Steel Stand ✓ LED Lamp ✓ Coolant System ✓ Digital Bevel Box ✓ Slideway Covers ✓ Drill Chuck & Arbor ✓ 3MT x 2MT Adaptor ✓ Face Mill Cutter & Arbor ✓ Spindle Guard with Micro ✓ 1/2" x 12TPI Drawbar ✓ M12 x 1.75mm Drawbar ✓

HAFCO METALMASTER Features: HM-47B

- 800 x 240mm ground work table with T-slots
- 3-Axis digital readout counter fitted with 2-Axis X & Y scales only
- Dovetail column on Z-Axis with rack and pinion wind-up head

HAFCO METALMASTER Features: HM-48B

- 1000 x 240mm ground work table with T-slots
- 3-Axis digital readout system
- Dovetail column on Z-Axis with motorised headstock elevation
- X-Axis power feed with adjustable micro switch feed stops



Control Panel
HM-48B



Power Feed Unit
HM-48B



Large 1000 x 240mm
Work Table HM-48B



Control Panel
HM-47B



800 x 240mm Work Table
HM-47B



Optional Accessories

p88

p97

| MODEL | | HM-32B | HM-46B | HM-47B | HM-48B |
|------------------------------|----------------|----------------|--------------------------|----------------|----------------|
| ORDER CODE | | M137 | M138 / M138D | M140D | M141D |
| Digital Readout | Optional / ✓ | Optional | Optional / ✓ | ✓ | ✓ |
| Column Type | mm/Dovetail | Ø115 | Dovetailed | Dovetailed | Dovetailed |
| Table Area (LxW) | mm | 820 x 240 | 730 x 210 | 800 x 240 | 1000 x 240 |
| Spindle Taper | MT | 3 | 3 | 3 | 3 |
| Longitudinal Travel (X-Axis) | mm | 540 | 485 | 540 | 670 |
| Cross Travel (Y-Axis) | mm | 235 | 175 | 205 | 205 |
| Vertical Travel (Z-Axis) | mm | 310 | 430 | 385 | 380 |
| Spindle to Table | mm | 465 | 485 | 485 | 480 |
| Spindle Travel | mm | 130 | 120 | 120 | 120 |
| Throat Depth (Max.) | mm | 202 | 265 | 265 | 265 |
| Tilting Head (Left - Right) | deg | Fixed | ±90° | ±90° | ±90° |
| Drilling Capacity (Ø) | mm | 31.5 | 31.5 | 31.5 | 31.5 |
| End Milling Capacity (Ø) | mm | 22 | 28 | 28 | 28 |
| Face Milling Capacity (Ø) | mm | 80 | 80 | 80 | 80 |
| T-Slot Size | mm | 14 | 14 | 14 | 14 |
| Work Table Capacity | kg | 55 | 55 | 55 | 55 |
| Spindle Speeds | steps/rpm | 12 / 100-2080 | 6 / 95-1650 | 6 / 95-1650 | 6 / 95-1650 |
| Motor Power | kW / hp | 1.5 / 2 | 1.5 / 2 | 1.5 / 2 | 1.5 / 2 |
| Voltage | V | 240 | 240 | 240 | 240 |
| Weight | kg | 310 | 380 | 430 | 450 |
| PRICE | ex GST | \$2,150 | \$2,550 / \$2,950 | \$3,850 | \$5,150 |
| PRICE | inc GST | \$2,365 | \$2,805 / \$3,245 | \$4,235 | \$5,665 |



HM-51B



Watch Video

HAFCO METALMASTER HM-51B

- NT30 vertical spindle is hardened and ground
- Tilting mill head $\pm 90^\circ$
- Swivel work table $\pm 45^\circ$
- 300mm horizontally sliding & rotating ram
- Precision-ground dovetail slide-ways & table
- Precision milling table incorporating machined T-slots
- Forward and reverse on/off switch
- Fine hand wheel operated quill feed
- Metric dial graduations @ 0.02mm for X, Y & Z-Axis
- Vertical dial graduations on hand wheel @ 0.05mm

Includes: 3 Axis DRO ✓ X-Axis Power-feed ✓ LED Lamp ✓ Coolant System ✓ Spindle Guard with Micro ✓ Swarf Tray ✓ Slideway Covers ✓ Drill Chuck & Arbor ✓ NT30 x 3MT Adaptor ✓ 3MT x 2MT Adaptor ✓ M12 x 1.75mm Drawbar ✓



X Axis Power Feed with Rapid HM-51B



Control Panel HM-51B



Swivel Table Scale HM-51B



Horizontal Spindle Variable Speed Head

HM-54GV

HAFCO METALMASTER HM-54GV

- Electronic inverter variable spindle speeds
- NT30 horizontal spindle that is hardened & ground
- NT30 vertical spindle that is hardened & ground
- Tilting mill head $\pm 90^\circ$
- Swivel work table $\pm 45^\circ$
- 450mm horizontally sliding & rotating ram $\pm 180^\circ$
- Precision-ground dovetail slide-ways and table
- Precision milling table incorporating machined T-slots
- Forward and reverse button switch
- Fine hand wheel operated quill feed
- Metric dial graduations @ 0.02mm for X, Y & Z-Axis
- Vertical dial graduations on hand wheel @ 0.05mm

Includes: 3 Axis DRO ✓ X-Axis Power-feed ✓ Spindle Guard with Micro ✓ LED Lamp ✓ Coolant System ✓ Swarf Tray ✓ Slideway Covers ✓ Drill Chuck & Arbor ✓ NT30 x 3MT Adaptor ✓ 3MT x 2MT Adaptor ✓ Horizontal Arbor Support ✓ 1" & 1-1/4" Horizontal Arbors ✓ M12 x 1.75mm Drawbar ✓




Horizontal Spindle HM-54GV



Control Panel With Digital Speed Readout HM-54GV



High/Low Speed Gear Selector for Maximum Torque HM-54GV



BM-23A




Watch Video


HAFCO METALMASTER BM-23A

- 3hp 240V motor, 8-speeds V-belt drive system
- NT30 Spindle taper with a chrome hardened & ground quill
- Hardened & ground work table & slide-ways
- Mill head tilts 4-ways, left~right & forward~back
- Meehanite casting for high strength & minimal deformation
- The ram incorporates a tail lug (spigot) to accept a slotting attachment
- High / neutral and low gear selection lever to maximise torque
- X-Axis power-feed with adjustable micro switch feed stops
- Automatic quill feed 0.04, 0.08, 0.15mm/rev with automatic cut off depth stop on quill
- Metric dial graduations @ 0.02mm for X , Y & Z Axis
- One-shot oil lubrication pump and reservoir for slideways

Includes: 3 Axis DRO Fitted with X & Y Scales Only ✓ X-Axis Power-feed ✓ Halogen Lamp ✓ Coolant System ✓ Spindle Guard with Micro ✓ Swarf Tray ✓ Slideway Covers ✓ M12 x 1.75mm Drawbar ✓



Quill Feed Depth Stop BM-23A



Tilting & Rotating Head BM-23A



Control Panel BM-23A

* Note: X & Y travels maybe reduced due to digital readout scales and safety stops



Feed Selection Handle BM-23A



Spindle Speed Chart BM-23A



X-Axis Power Feed Unit BM-23A



Safety Cutter Guard BM-23A

Optional Accessories



p82



p77



p91

| MODEL | | HM-51B | HM-54GV | BM-23A |
|-------------------------------|----------------|----------------|---------------------|------------------|
| ORDER CODE | | M577 | M579 | M595D |
| Digital Readout | Optional / ✓ | ✓ | ✓ | ✓ |
| Work Table Area (LxW) | mm | 1000 x 240 | 1000 x 240 | 1066 x 230 |
| Spindle Taper (Vertical) | NT | 30 | 30 | 30 |
| Spindle Taper (Horizontal) | NT | ~ | 30 | ~ |
| Longitudinal Travel (X-Axis) | mm | 580 * | 600 * | 585 |
| Cross Travel (Y-Axis) | mm | 190 * | 200 * | 295 |
| Vertical Travel (Z-Axis) | mm | 350 | 340 | 400 |
| Spindle to Table Max. | mm | 390 | 375 | 480 |
| Spindle Travel / Diameter | mm | 125/90 | 120/90 | 127/86 |
| Throat Depth (Max.) | mm | 550 | 640 | 545 |
| Tilting Head (Left ~ Right) | deg | ±90° | ±45° | ±90° |
| Tilting Head (Forward ~ Back) | deg | Fixed | Fixed | ±45° |
| Power Feed - Quill | mm/rev | Manual | Manual | 0.04, 0.08, 0.15 |
| Power Feed - Longitudinal (X) | mm/min | 20 - 2000 | 20 - 2000 | 20 - 2000 |
| Power Feed - Cross (Y) | mm/min | Optional * | Optional * | Optional |
| Power Feed - Vertical (Z) | mm/min | Optional * | Optional * | Optional |
| T-Slot Size | mm | 14 | 14 | 16 |
| Work Table Capacity | kg | 175 | 160 | 250 |
| Spindle Speeds (Vert.) | steps / rpm | 9 (220-2400) | Variable (100-2000) | 8 (65-2330) |
| Spindle Speeds (Hor.) | steps / rpm | ~ | 9 (60-1350) | ~ |
| Motor Power (Vertical) | kW / hp | 2.2 / 3 | 2.2 / 3 | 2.2 / 3 |
| Motor Power (Horizontal) | kW / hp | ~ | 1.5 / 2 | ~ |
| Voltage | V | 240 | 240 | 240 |
| Weight | kg | 850 | 900 | 1150 |
| PRICE | ex GST | \$6,450 | \$8,190 | \$9,250 |
| PRICE | inc GST | \$7,095 | \$9,009 | \$10,175 |




BM-30A

HAFCO METALMASTER BM-30A

- 3hp 240V motor, V-belt drive system
- NT30 Spindle taper with a chrome hardened & ground quill
- Hardened & ground work table & slide-ways
- Mill head tilts 4-ways, left~right & forward~back
- Meehanite casting for high strength & minimal deformation
- The ram incorporates a tail lug (spigot) to accept a slotting attachment
- High / neutral and low gear selection lever to maximise torque
- Align CE-300S X-Axis power-feed with adjustable micro switch feed stops
- Turcite "B" coated X & Y-Axis slide-ways reduces friction for smooth operation
- One-shot oil lubrication pump & reservoir for slideways
- Automatic quill feed 0.015, 0.04, 0.08mm/rev with automatic cut off depth stop on quill
- Metric dial graduations @ 0.02mm for X , Y & Z Axis




Includes: 3 Axis DRO Fitted with X & Y Scales Only ✓ X-Axis Power-feed ✓ Halogen Lamp ✓ Coolant System ✓ 150mm Machine Vice ✓ Clamp Kit ✓ Spindle Guard with Micro ✓ Swarf Tray ✓ Slideway Covers ✓ M12 x 1.75mm Drawbar ✓



Tilting & Rotating Head
BM-30A & BM-40V



X-Axis Power Feed Unit
BM-30A & BM-40V



Automatic Quill Feed
BM-30A & BM-40V



BM-40V

HAFCO METALMASTER BM-40V

- 3hp 415V motor, Infinitely variable speed drive system
- NT30 Spindle taper with a chrome hardened & ground quill
- Hardened & ground work table & slide-ways
- Mill head tilts 4-ways, left~right & forward~back
- Meehanite casting for high strength & minimal deformation
- The ram incorporates a tail lug (spigot) to accept a slotting attachment
- High / neutral and low gear selection lever to maximise torque
- Align AL-500S X-Axis power-feed with adjustable micro switch feed stops
- One-shot oil lubrication pump & reservoir for slideways
- Turcite "B" coated X & Y-Axis slide-ways reduces friction for smooth operation
- Automatic quill feed 0.015, 0.04, 0.08mm/rev with automatic cut off depth stop on quill
- Metric dial graduations @ 0.02mm for X , Y & Z Axis



Includes: 3 Axis DRO ✓ Halogen Lamp ✓ Coolant System ✓ X-Axis Power-Feed ✓ 150mm Machine Vice ✓ Clamp Kit ✓ Spindle Guard with Micro ✓ Swarf Tray ✓ Slideway Covers ✓ M12 x 1.75mm Drawbar ✓



Quill Feed Range Selector
BM-30A & BM-40V



Lubrication Pump
BM-30A & BM-40V




Variable Speed Spindle
BM-40V

HAFCO METALMASTER **BM-53VE**

- 5hp 415V motor, Infinitely variable speed drive system
- NT40 Spindle taper, 86mm chrome hardened & ground quill
- Hardened & ground work table & slide-ways, Slide-way covers Y & Z-Axis
- Mill head tilts 4-ways, left-right & forward-back
- Square construction slides for Y & Z-Axis to maximise rigidity
- Powered elevating motor for Z-Axis
- Meehanite casting for high strength & minimal deformation
- High / neutral and low gear selection lever to maximise torque
- X & Y-Axis power-feed with adjustable micro switch feed stops
- Micro switch on the manual knee handle for additional operator safety
- Automatic quill feed 0.04, 0.08, 0.15mm/rev automatic cut off depth stop on quill
- One-shot oil lubrication pump and reservoir for slideways

Includes: 3 Axis DRO ✓ X & Y-Axis Power-feed ✓ Halogen Lamp ✓ Coolant System ✓ 150mm Machine Vice ✓ Spindle Guard with Micro ✓ Clamp Kit ✓ Slideway Covers ✓ Swarf Tray ✓ M16 x 2.0mm Drawbar ✓



Power Feed X & Y-Axis

BM-53VE



Variable Speed Hand Wheel



Included Accessories



Control Panel BM-53VE



Variable Speed Digital Display BM-53VE



X & Y Axis Power Feed BM-53VE



Z Axis Elevating Motor BM-53VE

Optional Accessories



p83




p75



p88

| MODEL | | BM-30A | BM-40V | BM-53VE |
|-------------------------------|----------------|-------------------|--------------------|--------------------|
| ORDER CODE | | M603D | M607D | M597D |
| Digital Readout | Optional / ✓ | ✓ | ✓ | ✓ |
| Work Table Area (LxW) | mm | 1270 x 254 | 1370 x 254 | 1370 x 254 |
| Spindle Taper (Vertical) | mm | 30 | 30 | 40 |
| Longitudinal Travel (X-Axis) | mm | 760 | 860 | 890 |
| Cross Travel (Y-Axis) | mm | 360 | 360 | 400 |
| Vertical Travel (Z-Axis) | mm | 430 | 425 | 415 |
| Spindle to Table Max. | mm | 505 | 505 | 465 |
| Spindle Travel / Diameter | mm | 127 / 86 | 127 / 86 | 127 / 86 |
| Throat Depth Max. | mm | 740 | 735 | 635 |
| Tilting Head (Left ~ Right) | deg | ±90° | ±90° | ±90° |
| Tilting Head (Forward ~ Back) | deg | ±45° | ±45° | ±45° |
| Power Feed - Quill | mm/rev | 0.015, 0.04, 0.08 | 0.015, 0.04, 0.08 | 0.04, 0.08, 0.15 |
| Power Feed - Longitudinal (X) | mm/min | 20 - 2000 | 20 - 2000 | 20 - 2000 |
| Power Feed - Cross (Y) | mm/min | Optional | Optional | 20 - 2000 |
| Power Feed - Vertical (Z) | mm/min | Optional | Optional | Rapid |
| T-Slot Size | inch / mm | 5/8" | 5/8" | 16 |
| Work Table Capacity | kg | 250 | 300 | 350 |
| Spindle Speeds (Vertical) | steps / rpm | 8 (80-2720) | Variable (70-3500) | Variable (50-3550) |
| Motor Power (Vertical) | kW / hp | 2.2 / 3 | 2.2 / 3 | 3.75 / 5 |
| Voltage | V | 240 | 415 | 415 |
| Weight | kg | 1100 | 1300 | 1545 |
| PRICE | ex GST | \$13,250 | \$14,750 | \$13,250 |
| PRICE | inc GST | \$14,575 | \$16,225 | \$14,575 |



**Ballscrew
X & Y-Axis**


**Inverter
Controlled
X & Y-Axis**

BM-63VE

HAFCO METALMASTER **BM-63VE**

- 5hp 415V motor, Infinitely variable speed drive system
- NT40 Spindle taper, 105mm chrome hardened & ground quill
- Hardened ballscrew X & Y-Axis providing smooth operation
- Hardened & ground work table & slide-ways, Slide-way covers Y & Z-Axis
- Mill head tilts 4-ways, left-right & forward-back
- Square construction slides for Y & Z-Axis to maximise rigidity
- Powered elevating motor for Z-Axis
- Meehanite casting for high strength & minimal deformation
- High / neutral and low gear selection lever to maximise torque
- AL-510S X & Y-Axis power-feed with adjustable micro switch feed stops
- Micro switch on the manual knee handle for additional operator safety
- Automatic quill feed 0.04, 0.08, 0.15mm/rev automatic cut off depth stop on quill
- One-shot oil lubrication pump and reservoir for slideways

Includes: 3 Axis DRO ✓ X & Y-Axis Power-feed ✓ Halogen Lamp ✓ Coolant System ✓ 150mm Machine Vice ✓ Spindle Guard with Micro ✓ Clamp Kit ✓ Swarf Tray ✓ Slideway Covers ✓ M16 x 2.0mm Drawbar ✓



X & Y Axis Power Feed
BM-63VE



Z Axis Elevating Motor
BM-63VE



Automatic Oil Lubrication
BM-63VE



**X & Y-Axis
Inverter
Controlled**

**Pneumatic
Draw Bar**

BM-70VE

HAFCO METALMASTER **BM-70VE**

- Yaskawa inverter variable speed drive
- 5hp - 415V spindle motor provides exceptional machining power
- High / Neutral and Low gear selection lever to maximise torque
- Digital spindle speed readout
- NT40 spindle taper with a 105mm chrome hardened & ground quill
- Inverter controlled feeds on X & Y-Axis & powered elevating motor for Z-Axis
- 1500 x 305mm hardened & ground work table
- Mill head tilts 4-ways, left-right & forward-back
- The ram incorporates a tail lug (spigot) to accept a slotting attachment
- Pneumatic operation draw bar system for quick & effortless tool change
- Meehanite castings for superior rigidity
- Square construction slides for Y & Z-Axis to maximise rigidity
- Turcite-B coating on X & Y-Axis ways for wear resistance & smooth operation
- Auto lubrication system maintains lubrication to all slideways

Includes: 3 Axis DRO ✓ Halogen Lamp ✓ Coolant System ✓ Spindle Guard with Micro ✓ Swarf Tray ✓ Slideway Covers ✓ M16 x 2.0mm Drawbar ✓



Heavy Duty X Axis Feed
Motor BM-70VE



Automatic Oil Lubrication
BM-70VE



Digital Spindle Speed
Readout BM-70VE



Ballscrew X & Y-Axis
Pneumatic Draw Bar

HAFCO METALMASTER **BM-90HV**

- 5hp 415V motor on vertical spindle, inverter control variable speed
- 5hp 415V motor on horizontal spindle, speeds control by gear selection levers
- NT40 vertical spindle taper with a 110mm chrome & ground quill
- NT40 horizontal spindle taper
- Servo controlled feed motors on X & Y-Axis ensures constant torque
- Ballscrew X & Y-Axis providing smooth and accurate operation
- Mill head tilts 2-ways. Left~right
- Japanese quality "Yaskawa" spindle speed controller
- Turcite "B" coated X & Y-Axis slide-ways reduces friction
- Meehanite casting for high strength & minimal deformation
- Pneumatic operation draw bar system
- Powered elevating motor for Z-Axis
- Hardened & ground work table & slide-ways with square slides X & Z-Axis
- Automatic oil lubrication pump & reservoir for slideways
- Steel slide-way cover Y-Axis




Includes: 3 Axis DRO ✓ Halogen Lamp ✓ Spindle Guard with Micro ✓ Coolant System ✓ Slideway Covers ✓ Horizontal Arbor Supports ✓ 1" Horizontal Arbor ✓ M16 x 2.0mm Drawbar ✓ Automatic Lubrication ✓

X & Y-Axis Servo Controlled



Automatic Oil Lubrication BM-90HV




Ballscrew System X & Y-Axis BM-90HV



Servo Feeds on X & Y Axis BM-90HV



Air Power Drawbar BM-90HV



NT40 Horizontal Spindle Taper BM-90HV



Horizontal Spindle Speed Selectors BM-90HV

| MODEL | | BM-63VE | BM-70VE | BM-90HV |
|---------------------------------------|----------------|--------------------|--------------------|--------------------|
| ORDER CODE | | M599D | M630D | M633D |
| Digital Readout | Optional / ✓ | ✓ | ✓ | ✓ |
| Work Table Area (LxW) | mm | 1370 x 254 | 1500 x 305 | 1470 x 370 |
| Spindle Taper (Vertical) | NT | 40 | 40 | 40 |
| Spindle Taper (Horizontal) | NT | ~ | ~ | 40 |
| Longitudinal Travel (X-Axis) | mm | 890 | 1050 | 1120 |
| Cross Travel (Y-Axis) | mm | 400 | 420 | 520 |
| Vertical Travel (Z-Axis) | mm | 400 | 400 | 440 |
| Spindle to Table Max. | mm | 450 | 460 | 505 |
| Spindle Travel / Diameter | mm | 127 / 105 | 155 / 105 | 140 / 110 |
| Throat Depth Max. | mm | 740 | 750 | 785 |
| Tilting Head (Left ~ Right) | deg | ±90° | ~ | ~ |
| Tilting Head (Forward ~ Back) | deg | ±45° | ~ | ~ |
| Power Feed - Quill | mm/rev | 0.04, 0.08, 0.15 | 0.04, 0.08, 0.13 | 0.035, 0.07, 0.14 |
| Power Feed - Longitudinal/Cross (X/Y) | mm/min | 20 - 2000 | 30 - 3000 | 30 - 3000 |
| Power Feed - Cross (Y) | mm/min | 20 - 2000 | ~ | ~ |
| Power Feed - Vertical (Z) | mm/min | Rapid | Rapid | Rapid |
| T-Slot Size | inch | 16 | 5/8" | 18 |
| Work Table Capacity | kg | 400 | 500 | 600 |
| Spindle Speeds | steps / rpm | ~ | Inverter (70-4200) | Inverter (60-3600) |
| Spindle Speeds (Vertical) | steps / rpm | Variable (50-3550) | ~ | ~ |
| Spindle Speeds (Horizontal) | steps / rpm | ~ | ~ | 9 (65 - 1500) |
| Motor Power | kW / hp | ~ | 3.75 / 5 | 3.75 / 5 |
| Motor Power (Horizontal) | kW / hp | 3.75 / 5 | ~ | 3.75 / 5 |
| Voltage | V | 415 | 415 | 415 |
| Weight | kg | 1555 | 1800 | 2725 |
| PRICE | ex GST | \$15,250 | \$26,500 | \$44,950 |
| PRICE | inc GST | \$16,775 | \$29,150 | \$49,445 |

Optional Accessories



p83



p75



p88



BM-GEVS250



Education Model Available with Dividing Head



BM-GEVS250

- Vertical spindle, Yaskawa inverter variable speed drive 60 – 3600rpm
- Horizontal spindle, 40-980rpm speeds controlled by gear selection levers with oil bath lubrication
- 5HP vertical & 3HP horizontal spindle motors provide exceptional machining power
- 1100 x 250mm hardened & ground worktable with $\pm 45^\circ$ left & right swivel
- Vertical mill head swivels $\pm 45^\circ$ to left and right
- Pneumatic draw bar system for quick and effortless tool change
- Heavy duty gear driven X Axis power-feed
- Z-Axis powered elevating motor
- Meehanite castings for superior rigidity
- Hardened and ground dovetail guideways
- Turcite-B coating on X & Y-Axis ways for wear resistance & smooth operation
- Auto lubrication system maintains proper lubrication to all slideways



BM-EVS300

- Yaskawa inverter variable speed drive, 60 – 3600rpm
- 5HP - 415V spindle motor provides exceptional machining power
- 1270 x 300mm hardened and ground worktable
- Zero backlash preloaded ball screw to X & Y-Axis
- Servo feeds on X & Y-Axis
- Z-Axis powered elevating motor
- NT40 spindle taper with $\varnothing 105$ mm chrome hardened and ground quill
- Vertical mill head swivels $\pm 45^\circ$ to left and right
- Pneumatic draw bar system for quick and effortless tool change
- Meehanite castings for superior rigidity
- Hardened and ground dovetail guideways on the X-Axis & square guideways on Y & Z-Axis
- Turcite-B coating on X & Y-Axis ways for wear resistance & smooth operation
- Auto lubrication system maintains proper lubrication to all slideways

Includes: 3 Axis DRO ✓ LED Lamp ✓ Coolant System ✓ Spindle Guard with Micro ✓ Swarf Tray ✓ Slideway Covers ✓ Horizontal Arbor Supports ✓ 1" Horizontal Arbor ✓ M16 x 2.0mm Drawbars ✓

Ballscrew X & Y Axis



BM-EVS300



| ORDER CODE MODEL | | M586D BM-GEVS250 | M584D BM-EVS300 |
|------------------------------------|----------------|-----------------------|-----------------------------|
| Digital Readout | Optional / ✓ | ✓ | ✓ |
| Type | | Vertical & Horizontal | Vertical |
| Table Size | mm | 1100 x 250 | 1270 x 305 |
| Spindle Taper - Vertical | | NT40 | NT40 |
| Spindle Taper - Horizontal | | NT40 | ~ |
| Longitudinal Travel (X-Axis) | mm | 700 | 940 |
| Cross Travel (Y-Axis) | mm | 250 | 350 |
| Vertical Travel (Z-Axis) | mm | 440 | 445 |
| Type of Slides | | Dovetail (X, Y & Z) | Dovetail (X) Square (Y & Z) |
| Ram Travel | mm | 300 | 490 |
| Spindle to Table | mm | 470 | 495 |
| Spindle Travel / Diameter | mm | 127 / 105 | 127 / 105 |
| Throat Depth (max.) | mm | 500 | 660 |
| Tilting Head | (Left ~ Right) | $\pm 90^\circ$ | $\pm 90^\circ$ |
| Power Feed - Quill | mm / rev | 0.037/0.076/0.152 | 0.04/0.08/0.15 |
| Power Feed - Longitudinal (X-Axis) | mm / min | 0.02 - 0.20 | Yes |
| Power Feed - Cross (Y-Axis) | mm / min | Optional | Yes |
| Power Feed - Vertical (Z-Axis) | mm / min | Rapid | Rapid |
| Table T-Slot Size | inch | 5/8 | 5/8 |
| Work Table Load Capacity | kg | 300 | 300 |
| Spindle Speeds Vertical | No. / rpm | Inverter (60 - 3600) | Inverter (60 - 3600) |
| Spindle Speeds Horizontal | No. / rpm | 6 (40 - 980) | ~ |
| Motor Power - Vertical Spindle | kW / hp | 3.75 / 5 | 3.75 / 5 |
| Motor Power - Horizontal Spindle | kW / hp | 2.25 / 3 | ~ |
| Voltage / Amperage | V / amp | 415 | 415 |
| Nett Weight | kg | 1350 | 1650 |
| PRICE | ex GST | \$33,950 | \$31,950 |
| PRICE | inc GST | \$37,345 | \$35,145 |

Includes: 3 Axis DRO ✓ LED Lamp ✓ Coolant System ✓ Spindle Guard with Micro ✓ Swarf Tray ✓ Slideway Covers ✓ M16 x 2.0mm Drawbar ✓



BM-1600

HAFCO METALMASTER Features

- NT50 universal head swivels 360° & tilts vertical to horizontal position
- Hardened & ground slideways and work table
- Robust transmission with hardened and ground gears & slide-ways
- High grade casting for additional strength & minimal deformation
- Quality electrics & overload protection in an easy access enclosure
- Table trays each end of work table

HAFCO METALMASTER Features: BM-1600

- 1600 x 360mm slotted work table
- Mechanical Clutch handle wheels on X, Y & Z-Axis
- Slideways to X & Z-Axis are dovetail & Y-Axis square
- Swivel table left & right with graduated scale
- One-Shot lubrication pump & reservoir for slideways

Includes: 3 Axis DRO ✓ LED Lamp ✓ Coolant System ✓ Spindle Guard with Micro ✓ Swarf Tray ✓ Slideway Covers ✓ ER40 Collet Chuck & 8 Collets ✓ Horizontal Arbor Support ✓ 27 & 32mm Horizontal Arbors ✓ 40mm Face Mill Arbor ✓ M24 x 3.0mm Drawbars ✓

HAFCO METALMASTER Features: BM-2000

- Large 2000 x 500mm slotted work table
- MPG Electronic handwheel on X, Y & Z-Axis
- Servo controlled feed motors on X, Y & Z-Axis ensures constant torque
- Ballscrew X, Y & Z-Axis
- Slideways to X-Axis are dovetail & Y & Z-Axis square
- Automatic oil lubrication pump & reservoir for slideways

Includes: 3 Axis DRO ✓ LED Lamp ✓ Coolant System ✓ Spindle Guard with Micro ✓ Swarf Tray ✓ Slideway Covers ✓ ER40 Collet Chuck & 8 Collets ✓ 40mm Face Mill Arbor ✓ M24 x 3.0mm Drawbar ✓



Lubrication BM-1600




Mill Head BM-1600



BM-2000

| MODEL | | BM-1600 | BM-2000 |
|---|----------------|-----------------|-----------------|
| ORDER CODE | | M638D | M640D |
| Digital Readout | Optional / ✓ | ✓ | ✓ |
| Work Table Area (LxW) | mm | 1600 x 360 | 2000 x 500 |
| Spindle Taper | NT | 50 | 50 |
| Spindle Taper (Horizontal) | NT | 50 | 50 |
| Longitudinal Travel (X-Axis) | mm | 1310 | ~ |
| Cross Travel (Y-Axis) | mm | 300 | 700 |
| Vertical Travel (Z-Axis) | mm | 410 | 570 |
| Spindle to Table Max. | mm | 150 - 560 | 50 - 550 |
| Spindle Travel / Diameter | mm | ~ | ~ |
| Throat Depth Max. | mm | 45 - 745 | 45 - 745 |
| Power Feed - Quill | mm/rev | ~ | ~ |
| Power Feed - Longitudinal / Cross (X / Y) | mm/min | 30 - 750 | 10 - 1000 |
| Power Feed - Vertical (Z) | mm/min | 15 - 375 | 5 - 500 |
| T-Slot Size | inch | 18 | 18 |
| Work Table Capacity | kg | 1800 | 1800 |
| Spindle Speeds | steps / rpm | 12 (60 - 1750) | 27 (30-2050) |
| Spindle Speeds (Horizontal) | steps / rpm | 12 (60 - 1800) | ~ |
| Motor Power | kW / hp | 4 / 5.5 | ~ |
| Motor Power (Horizontal) | kW / hp | 7.5 / 10 | 7.5 / 10 |
| Voltage | V | 415 | 415 |
| Weight | kg | 4500 | 4700 |
| PRICE | ex GST | \$28,500 | \$57,950 |
| PRICE | inc GST | \$31,350 | \$63,745 |




TU-1503V

OPTIMUM® Features: TU Series

- Electronic infinitely variable speed
- Ribbed prism bed made of grey cast iron
- Inductively hardened and ground bed guideways
- Forward & reverse spindle direction switch
- Automatic longitudinal feed

Includes: Chuck Guard ✓ Toolpost Guard ✓ Dead Centre ✓ Change Gears For Threading ✓ 3-Jaw Chuck With Reversible Jaws ✓ Swarf Tray ✓ Rear Splash Guard ✓




TU-2004V

OPTIMUM® Features: TU-1503V

- 150 x 300mm turning capacity
- Easy to read digital readout speed display
- Spindle nose accuracy 0.015mm
- 3 Jaw chuck running accuracy 0.05mm

OPTIMUM® Features: TU-2004V

- 200 x 300mm turning capacity
- Easy to read digital readout speed display
- Spindle nose accuracy 0.009mm
- 3 Jaw chuck running accuracy 0.04mm
- Metric & Imperial thread cutting



TU-2506V

OPTIMUM® Features: TU-2506V

- 250 x 550mm turning capacity
- Spindle nose accuracy 0.009mm
- 3 Jaw chuck running accuracy 0.04mm
- Metric & Imperial thread cutting
- Enclosed feed and threading gearbox



Variable Speed Controls
TU-1503V



Variable Speed Controls
TU-2004V & TU-2506V



Safety Chuck Guard
TU-2004V & TU-2506V



Digital Speed Readout
TU-2004V & TU-2506V



Thread Chasing Dial
TU-2004V & TU-2506V

Optional Accessories


| TYPE | SUITS -OPTi Turn Lathe | CODE | ex GST | inc GST |
|-------------------|------------------------|-------|--------|---------|
| Fixed Steady | TU-1503V | L6856 | \$60 | \$66 |
| Travelling Steady | TU-1503V | L6857 | \$50 | \$55 |
| Fixed Steady | TU-2004V | L6876 | \$80 | \$88 |
| Travelling Steady | TU-2004V | L6877 | \$90 | \$99 |
| Fixed Steady | TU-2506V | L6896 | \$90 | \$99 |
| Travelling Steady | TU-2506V | L6897 | \$90 | \$99 |
| Fixed Steady | TU-3008G | L6916 | \$90 | \$99 |
| Travelling Steady | TU-3008G | L6917 | \$90 | \$99 |



| TYPE | SIZE mm | SUITS -OPTi Turn Lathe | CODE | ex GST | inc GST |
|--------------------------------|---------|------------------------|-------|--------|---------|
| 4 Jaw Independent Chuck | Ø80 | TU-1503V | L6855 | \$120 | \$132 |
| 4 Jaw Chuck & Back Plate | Ø100 | TU-2004V | L6875 | \$160 | \$176 |
| Back Plate | Ø125 | TU-2506V | L6893 | \$60 | \$66 |
| 4 Jaw / D1-4 Independent Chuck | Ø200 | TU-3008G | C252 | \$290 | \$319 |

D1-4
Camlock

TU-3008G



OPTIMUM® Features: TU-3008G

- 300 x 700mm turning capacity
- Geared headstock for quick change speeds
- Large 38mm spindle bore
- Hardened and ground bed guideways
- Spindle nose accuracy 0.009mm
- 3 Jaw chuck running accuracy 0.04mm
- Automatic cross & longitudinal feed
- Metric & Imperial thread cutting
- Enclosed feed and threading gearbox
- D1-4 camlock spindle for quick and accurate chuck removal


Includes: Chuck Guard ✓ Toolpost Guard ✓ Change Gears For Metric & Imperial Thread Cutting ✓ 2 Dead Centres ✓ 3-Jaw Chuck With Reversible Jaws ✓ Swarf Drip Tray ✓ Rear Splash Guard ✓

Optional Accessories

p64

p60

p69



OPTIMUM® Lathe Stands

ST-2004V
Suits TU-2004V



Stand
\$360 ex GST
\$396 inc GST (L688)

ST-2506V
Suits TU-2506V & TU-3008G



Stand
\$400 ex GST
\$440 inc GST (L690)

| MODEL | | TU-1503V | TU-2004V | TU-2506V | TU-3008G |
|--------------------------|----------------|------------------|------------------|------------------|----------------|
| ORDER CODE | | L685 | L687 | L689 | L691 |
| Tool Height to Suit | mm | 8 | 10 | 10 | 16 |
| Distance Between Centres | mm | 300 | 300 | 550 | 700 |
| Swing Over Bed | mm | 150 | 200 | 250 | 300 |
| Swing Over Cross Slide | mm | 82 | 140 | 150 | 190 |
| Centre Height | mm | 75 | 100 | 125 | 150 |
| Spindle Bore | mm | 11 | 21 | 26 | 38 |
| Spindle Nose | Type | Fixed | Fixed | Fixed | D1-4 |
| Headstock Taper | MT | 1 | 3 | 4 | 5 |
| Tailstock Taper | MT | 1 | 2 | 2 | 3 |
| Cross Slide Travel | mm | 55 | 75 | 110 | 150 |
| Compound Slide Travel | mm | 40 | 55 | 70 | 65 |
| Leadscrew | Type | Metric | Metric | Metric | Metric |
| Longitudinal Feed (Z) | mm/rev | 0.05-0.1 | 0.1-0.2 | 0.07-0.4 | 0.085-0.83 |
| Metric Thread Range | steps / mm | 8 (0.5-1.5) | 14 (0.25-3) | 21 (0.2-4) | 18 (0.2-3.5) |
| Imperial Thread Range | steps / TPI | ~ | 12 (8-44) | 21 (8-56) | 21 (8-56) |
| Three Jaw Chuck Ø | mm | 80 | 100 | 125 | 160 |
| Four Jaw Chuck Ø | mm | Optional | Optional | Optional | Optional |
| Spindle Speeds | steps / rpm | Vari. / 160-3000 | Vari. / 150-2500 | Vari. / 150-2500 | 12 / 125-2400 |
| Motor Power / Voltage | hp / V | 0.6 / 240 | 0.8 / 240 | 1.6 / 240 | 2 / 240 |
| Weight | kg | 26 | 75 | 156 | 280 |
| PRICE | ex GST | \$850 | \$1,350 | \$2,150 | \$3,690 |
| PRICE | inc GST | \$935 | \$1,485 | \$2,365 | \$4,059 |

DRO5 3-Axis Digital Readout

- The DRO5 digital readout counter with RPM display is designed to suit mill/drill machines
- Each Axis requires a DRO5-RH reader head and a DRO3-MS magnetic scale
- 4 different LCD colour screen options

Includes
RPM
Speed
Display



| CODE | ex GST | inc GST |
|------|--------------|--------------|
| D695 | \$340 | \$374 |

DRO5-RHA

- Reader head
- 1.5M cable



| CODE | ex GST | inc GST |
|------|-------------|-------------|
| D697 | \$70 | \$77 |

DRO3-MS

- Magnetic scale
- 1.5M scale
- Note: 1.5 metre magnetic scale can be cut to length as required



| CODE | ex GST | inc GST |
|------|-------------|-------------|
| D694 | \$40 | \$44 |



Belt Drive

AL-51G

Stand
\$360 ex GST
\$396 inc GST (L263)

HAFCO METALMASTER AL-51G 230 x 500mm

- 6 spindle speeds (100-1800rpm)
- Norton style quick change gearbox
- Dovetail cross and compound slides
- Precision 'V'-beds are induction hardened and ground
- 4 x direct oiling points into gearbox
- Automatic longitudinal feed
- T-slotted cross slide
- Change gears for metric & imperial thread cutting included

Includes: 4-Jaw Chuck ✓ Face Plate ✓ Fixed & Travelling Steadies ✓ 3-Jaw Chuck With Reverse Jaws ✓ Thread Chasing Dial ✓ Change Gears ✓ Dead Centre ✓ Swarf Tray ✓ Safety Chuck Guard ✓ Spanners, Tool Box, & Instruction Booklet ✓



Norton Style Gearbox AL-51G



Thread & Feeding Levers AL-51G



Geared Head

Powered Long & Cross Feeds

AL-250G

Stand
\$360 ex GST
\$396 inc GST (L150)

HAFCO METALMASTER AL-250G 250 x 500mm

- Geared driven headstock for quick change of spindle speeds via single progression dial
- 12 spindle speeds (80-1600rpm)
- Large 26mm spindle bore
- Powered longitudinal and cross feed
- Enclosed quick action gearbox for thread cutting & auto feeding
- Thread chasing dial
- Quick action tailstock locking lever
- 0.75kW / 1hp 240V motor

Includes: 125mm 3-Jaw Chuck With Reverse Jaws ✓ Face Plate ✓ Fixed Steady ✓ Travelling Steady ✓ Rear Splash Guard & Swarf Tray ✓ Dead Centre ✓ Safety Chuck Guard ✓ Leadscrew Cover ✓ Instruction Booklet ✓



Saddle AL-250G



Thread & Feeding Levers AL-250G

Optional Accessories

- Ø125mm 4 jaw chuck
- Back plate mount

| CODE | ex GST | inc GST |
|------|--------------|--------------|
| L151 | \$180 | \$198 |



Geared Head
Powered Long & Cross Feeds

HAFCO METALMASTER AL-320G 320 x 600mm

- Large 38mm spindle bore
- Geared headstock for quick change speeds
- Hardened and ground bed
- Adjustable taper roller spindle bearings
- Metric & Imperial thread cutting
- Powered longitudinal and cross feed
 - Thread chasing dial
 - Quick action tailstock locking lever
 - Forward/reverse spindle switch
 - 0.75kW / 1hp 240V motor

Includes: 200mm 4-Jaw Chuck ✓ Face Plate ✓
160mm 3-Jaw Chuck With Reverse Jaws ✓ Fixed Steady ✓
Travelling Steady ✓ Change Gears ✓ Dead Centre ✓ Rear Splash
Guard & Swarf Tray ✓ Spanners ✓ Safety Chuck Guard ✓
Instruction Booklet ✓



Stand
\$360 ex GST
\$396 inc GST (L142)



Optional Accessories

p64

p60

p65

| MODEL | | AL-51G | AL-250G | AL-320G |
|--------------------------|----------------|----------------|----------------|----------------|
| ORDER CODE | | L160 | L149 | L141 |
| Tool Height to Suit | mm | 12 | 16 | 12 |
| Distance Between Centres | mm | 500 | 500 | 600 |
| Swing Over Bed | mm | 230 | 250 | 320 |
| Swing Over Cross Slide | mm | 127 | 150 | 210 |
| Centre Height | mm | 115 | 125 | 160 |
| Spindle Bore | mm | 20 | 26 | 38 |
| Spindle Nose | Type | Threaded | Fixed | Fixed |
| Bed Width | mm | 114 | 140 | 160 |
| Headstock Taper | MT | 3 | 4 | 5 |
| Tailstock Taper | MT | 2 | 3 | 3 |
| Cross Slide Travel | mm | 108 | 145 | 150 |
| Compound Slide Travel | mm | 48 | 75 | 100 |
| Leadscrew | Type | Imperial | Metric | Metric |
| Cross Feed (X) | mm/rev | ~ | 0.017-0.187 | 0.022-0.15 |
| Longitudinal Feed (Z) | mm/rev | 0.12-0.3 | 0.035-0.375 | 0.1-1.4 |
| Metric Thread Range | steps / mm | 11 (0.5-3) | 15 (0.25-2.5) | 11 (0.5-4) |
| Imperial Thread Range | steps / TPI | 27 (8-56) | ~ | 27 (9-48) |
| Three Jaw Chuck Ø | mm | 100 | 130 | 160 |
| Four Jaw Chuck Ø | mm | 190 | Optional | 200 |
| Spindle Speeds | steps / rpm | 6 (100-1800) | 12 (80-1600) | 12 (60-1600) |
| Motor Power / Voltage | kW / V | 0.55 / 240 | 0.75 / 240 | 0.75 / 240 |
| Weight | kg | 129 | 185 | 280 |
| PRICE | ex GST | \$1,630 | \$2,490 | \$3,190 |
| PRICE | inc GST | \$1,793 | \$2,739 | \$3,509 |

AL-336


HAFCO
METALMASTER

AL-336 300 x 900mm



- Gear drive headstock for quick change of spindle speeds & feeds
- Precision 'V'-beds are hardened and ground
- Foot operated spindle brake with safety cut out switch
- Adjustable taper roller bearings support the spindle
- 18 spindle speeds (65-1810rpm)
- Powered longitudinal and cross feeds
- D1-4 camlock spindle for quick and accurate chuck removal
- Removable gap bed-way for larger diameter jobs
- Dual calibrated dials (except for saddle hand wheel)
- Enclosed quick action gearbox for thread cutting and auto feeding
- Chuck & change gear guards are fitted with micro switches

Includes: 3-Jaw Chuck with Reverse Jaws ✓
4-Jaw Chuck ✓ Face Plate ✓ Swarf Tray ✓ Stand ✓ Coolant System ✓ Halogen Lamp ✓ Change Gears ✓ Dead Centre ✓ Fixed & Traveling Steadies ✓ Thread Chasing Dial ✓ Rear Splash Guard ✓ Toolbox ✓ Safety Chuck Guard ✓



Cross & Long Feed Lever
AL-336 & AL-336D



Induction Hardened Bedways
AL-336 & AL-336D



Thread Chasing Dial
AL-336 & AL-336D



2-Axis Digital Readout
AL-336D



Quick Change Toolpost
AL-336D

AL-336D

HAFCO
METALMASTER

AL-336D Deluxe 300 x 900mm



- Gear drive headstock for quick change of spindle speeds & feeds
- Precision 'V'-beds are hardened and ground
- Foot operated spindle brake with safety cut out switch
- Adjustable taper roller bearings support the spindle
- 18 spindle speeds (65-1810rpm)
- Powered longitudinal and cross feeds
- D1-4 camlock spindle for quick and accurate chuck removal
- Removable gap bed-way for larger diameter jobs
- Dual calibrated dials (except for saddle hand wheel)
- Enclosed quick action gearbox for thread cutting and auto feeding
- Chuck & change gear guards are fitted with micro switches

Includes: 2 Axis DRO ✓ Swarf Tray ✓ Quick Change Toolpost ✓ 3-Jaw Chuck with Reverse Jaws ✓ Leadscrew Covers ✓ Stand ✓ Coolant System ✓ Halogen Lamp ✓ Change Gears ✓ Fixed & Traveling Steadies ✓ Dead Centre ✓ Thread Chasing Dial ✓ Rear Splash Guard ✓ Toolbox ✓ Safety Chuck Guard ✓



Watch
Video

AL-960B



HAFCO METALMASTER AL-960B 305 x 925mm

- Tool room quality lathe, has been sold for over 20 years
- Gear driven headstock for quick change of spindle speeds
- Precision 'V'-beds are hardened and ground
- Adjustable taper roller bearings support the spindle
- Powered longitudinal and cross feeds
- 12 spindle speeds (70-1400rpm)
- Dual calibrated dials (except for saddle hand wheel)
- Quick-action norton gearbox for thread cutting
- Removable gap bed-way for larger diameter jobs
- D1-4 camlock spindle for quick and accurate chuck removal



Made in Taiwan

Includes: 2 Axis DRO (L237D only) ✓ 3-Jaw Chuck with Reverse Jaws ✓ 4-Jaw Chuck ✓ Face Plate ✓ Stand ✓ Swarf Tray ✓ Change Gears ✓ Dead Centre ✓ Fixed & Traveling Steadies ✓ Thread Chasing Dial ✓ Rear Splash Guard ✓ Toolbox ✓ Safety Chuck Guard ✓

Upgrade to DRO Model

Upgrade for an additional
\$1,200 ex GST
\$1,320 inc GST



Optional Accessories



p61



p64



p68



2-Axis Digital Readout AL-960B (L237D)



40mm Spindle Bore AL-960B



Thread Chasing Dial AL-960B



Feed Engage Lever AL-960B



Compound Slide Angle Scale AL-960B



HARDENED AND GROUND BEDWAYS AL-960B

| MODEL | | AL-336 | AL-336D | AL-960B |
|-----------------------------|----------------|----------------|----------------|------------------------|
| ORDER CODE | | L682 | L682D | L237 / L237D |
| Digital Readout | Optional / ✓ | Optional | ✓ | Optional / ✓ |
| Quick Change Toolpost | Optional / ✓ | Optional | ✓ | Optional |
| Leadscrew Covers | ~ / ✓ | ~ | ✓ | ~ |
| Coolant System | ~ / ✓ | ✓ | ✓ | ~ |
| Tool Height to Suit | mm | 12 | 12 | 12 |
| Distance Between Centres | mm | 900 | 900 | 925 |
| Swing Over Bed | mm | 300 | 300 | 305 |
| Swing Over Gap | mm | 450 | 450 | 450 |
| Swing Over Cross Slide | mm | 180 | 180 | 180 |
| Centre Height | mm | 150 | 150 | 152.5 |
| Spindle Bore | mm | 38 | 38 | 40 |
| Camlock Spindle | size | D1-4 | D1-4 | D1-4 |
| Bed Width | mm | 180 | 180 | 190 |
| Headstock / Tailstock Taper | MT | 5 / 3 | 5 / 3 | 5 / 3 |
| Cross Slide Travel | mm | 170 | 170 | 170 |
| Compound Slide Travel | mm | 75 | 75 | 90 |
| Leadscrew | Type | Imperial | Imperial | Imperial |
| Cross Feed (X) | inch/rev | 0.009 - 0.236 | 0.009 - 0.236 | 0.0013 - 0.041 |
| Longitudinal Feed (Z) | inch/rev | 0.04 - 1.22 | 0.04-1.22 | 0.0027 - 0.082 |
| Metric Thread Range | steps / mm | 32 (0.4-7) | 32 (0.4-7) | 26 (0.25-7.5) |
| Imperial Thread Range | steps / TPI | 36 (4-60) | 36 (4-60) | 40 (4-112) |
| Three Jaw Chuck Ø | mm | 160 | 160 | 160 |
| Four Jaw Chuck Ø | mm | 200 | 200 | 200 |
| Spindle Speeds | steps / rpm | 18 (65-1810) | 18 (65-1810) | 12 (70-1400) |
| Motor Power | kW / hp | 1.5 / 2 | 1.5 / 2 | 1.5 / 2 |
| Voltage | V / Amp | 240 | 240 | 240 / 15 |
| Weight | kg | 595 | 595 | 463 |
| PRICE | ex GST | \$5,250 | \$6,250 | \$6,090/\$7,290 |
| PRICE | inc GST | \$5,775 | \$6,875 | \$6,699/\$8,019 |



HAFCO METALMASTER AL-346V 330 x 1000mm

- Electronic infinitely variable spindle speed with digital readout
- Rear spindle support for long material length
- Foot operated spindle brake with safety cut out switch
- Dual calibrated dials (except for saddle hand wheel)
- Powered longitudinal and cross feeds
- D1-4 camlock spindle for quick and accurate chuck removal
- Removable gap bed-way for larger diameter jobs
- Enclosed quick action gearbox for thread cutting and auto feeding
- Precision 'V'-beds are hardened and ground, incorporating a rigid webbed casting

Includes: 2 Axis DRO ✓ 3-Jaw Chuck ✓ 4-Jaw Chuck ✓ Face Plate ✓ Change Gears ✓ Dead Centre ✓ Fixed & Travelling Steadies ✓ Thread Chasing Dial ✓ Lathe Stand ✓ Foot Brake ✓ Coolant System with Flexible Hose ✓ Work Light ✓ Slide out Swarf Tray ✓ Safety Chuck Guard ✓ Leadscrew Cover ✓ Quick Change Toolpost ✓



2 Axis Digital Readout
AL-346V & AL-356V



Quick Change Toolpost
AL-346V & AL-356V



Leadscrew Covers
AL-346V & AL-356V



Digital Speed Display
AL-346V & AL-356V



Inverter Drive
AL-346V & AL-356V



HAFCO METALMASTER AL-356 356 x 1000mm
AL-356V 356 x 1000mm

- Electronic infinitely variable spindle speed with digital readout (AL-356V)
- Foot operated cut out safety switch for electric motor
- Dual calibrated dials (except for saddle hand wheel)
- Powered longitudinal and cross feeds
- Adjustable bar spindle support mechanism (AL-356V)
- D1-5 camlock spindle for quick and accurate chuck removal
- Removable gap bed-way for larger diameter jobs
- Enclosed quick action gearbox for thread cutting and auto feeding
- Precision 'V'-beds are hardened and ground, incorporating a rigid webbed casting

Includes: 2 Axis DRO ✓ 3-Jaw Chuck ✓ 4-Jaw Chuck ✓ Change Gears ✓ Face Plate ✓ Dead Centre ✓ Fixed & Travelling Steadies ✓ Thread Chasing Dial ✓ Lathe Stand ✓ Foot Brake ✓ Coolant System with Flexible Hose ✓ Work Light ✓ Slide out Swarf Tray ✓ Safety Chuck Guard ✓ Leadscrew Cover ✓ Quick Change Toolpost ✓





AL-1000C

AL-1000D

HAFCO METALMASTER AL-1000 Series 356 x 1000mm

- Tool room quality precision lathe, Made in Taiwan
- Gear drive headstock for quick change of spindle speeds
- Foot operated spindle brake with safety cut out switch
- Change gears for metric and imperial thread cutting
- Powered longitudinal cross feeds
- Dual calibrated dials (except for saddle hand wheel)
- Removable gap bed-way for larger diameter jobs
- D1-4 camlock spindle for quick and accurate chuck removal
- Enclosed quick action gearbox for thread cutting and auto feeding
- Precision 'V'-beds are hardened and ground, incorporating a rigid webbed casting



Includes: 2 Axis DRO ✓ 3-Jaw Chuck ✓ 4-Jaw Chuck ✓
 Face Plate ✓ Change Gears ✓ Dead Centre ✓ Fixed & Travelling
 Steadies ✓ Thread Chasing Dial ✓ Lathe Stand ✓ Foot Brake ✓
 Coolant System with Flexible Hose ✓ Slide out Swarf Tray ✓ Safety
 Chuck Guard ✓ Leadscrew Covers ✓



2 Axis DRO
AL-1000C



Slide Out Swarf Tray
AL-1000C

Taper Turning Attachment

- Suits Lathes
- 300mm taper turning travel
- Includes mounting brackets & stops



CODE ex GST inc GST
L258 \$900 \$990

| MODEL | | AL-346V | AL-356 | AL-356V | AL-1000C | AL-1000D |
|--------------------------|----------------|--------------------|-----------------|--------------------|-----------------|-----------------|
| ORDER CODE | | L555D | L564E | L565D | L240D | L242D |
| Digital Readout | Opt. / ✓ | ✓ | ✓ | ✓ | ✓ | ✓ |
| Quick Change Toolpost | Opt. / ✓ | ✓ | ✓ | ✓ | Optional | Optional |
| Leadscrew Covers | ~ / ✓ | ✓ | ✓ | ✓ | ✓ | ✓ |
| Tool Height to Suit | mm | 16 | 16 | 16 | 16 | 16 |
| Distance Between Centres | mm | 1000 | 1000 | 1000 | 1000 | 1000 |
| Swing Over Bed | mm | 330 | 356 | 356 | 360 | 360 |
| Swing Over Gap | mm | 450 | 476 | 476 | 516 | 516 |
| Swing Over Cross Slide | mm | 200 | 224 | 224 | 225 | 225 |
| Centre Height | mm | 165 | 178 | 178 | 178 | 178 |
| Spindle Bore | mm | 40 | 51 | 51 | 40 | 40 |
| Camlock Spindle | size | D1-4 | D1-5 | D1-5 | D1-4 | D1-4 |
| Bed Width | mm | 181 | 187 | 187 | 190 | 190 |
| Headstock Taper | MT | 5 | 6 | 6 | 5 | 5 |
| Tailstock Taper | MT | 3 | 4 | 4 | 3 | 3 |
| Cross Slide Travel | mm | 160 | 160 | 160 | 175 | 175 |
| Compound Slide Travel | mm | 85 | 68 | 68 | 100 | 100 |
| Leadscrew | Type | Metric | Metric | Metric | Imperial | Metric |
| Cross Feed (X) | mm-inch/rev | 0.013-0.31 | 0.022-0.298 | 0.022-0.298 | 0.0013 – 0.0184 | 0.034 – 0.468 |
| Longitudinal Feed (Z) | mm-inch/rev | 0.053-1.29 | 0.078-1.044 | 0.078-1.044 | 0.0026 – 0.0368 | 0.068 – 0.936 |
| Metric Thread Range | steps / mm | 32 (0.4 - 7) | 32 (0.45-10) | 36 (0.45-10) | 30 (0.4-7.0) | 30 (0.4-7.0) |
| Imperial Thread Range | steps / TPI | 36 (4 - 60) | 20 (2-1/4 - 40) | 20 (2-1/4 - 40) | 32 (4-56) | 32 (4-56) |
| Three Jaw Chuck Ø | mm | 160 | 200 | 200 | 160 | 160 |
| Four Jaw Chuck Ø | mm | 200 | 200 | 200 | 200 | 200 |
| Spindle Speeds | steps / rpm | Variable (70-2000) | 16 (35-1900) | Variable (40-1800) | 9 (82-2000) | 18 (50-2000) |
| Motor Power | kW / hp | 1.5 / 2 | 1.8 / 2.4 | 1.5 / 2 | 1.5 / 2 | 2.25 / 3 |
| Voltage | V / Amp | 240 | 415 | 240 | 240 / 15 | 415 |
| Weight | kg | 636 | 650 | 687 | 700 | 700 |
| PRICE | ex GST | \$6,950 | \$7,790 | \$8,750 | \$11,250 | \$11,490 |
| PRICE | inc GST | \$7,645 | \$8,569 | \$9,625 | \$12,375 | \$12,639 |



HAFCO METALMASTER AL-410 400 x 1000mm

- Gear drive headstock for quick change of spindle speeds & feeds
- Precision 'V'-beds are hardened and ground
- Foot operated spindle brake with safety cut out switch
- Adjustable taper roller bearings support the spindle
- 18 spindle speeds (65-2000rpm)
- Powered longitudinal and cross feeds
- D1-5 camlock spindle for quick and accurate chuck removal
- Removable gap bed-way for larger diameter jobs
- Enclosed quick action gearbox for thread cutting and auto feeding
- Chuck & change gear guards are fitted with micro switches

Includes: 2 Axis DRO ✓ 3-Jaw Chuck ✓ 4-Jaw Chuck ✓ Face Plate ✓ Foot Brake ✓ Safety Chuck Guard ✓ Fixed & Traveling Steadies ✓ Dead Centre ✓ Thread Chasing Dial ✓ Work Light ✓ Rear Splash Guard ✓ Coolant System ✓ Quick Change Toolpost ✓ Leadscrew Cover ✓



2 Axis Digital Readout
CL-38A



Quick Change Toolpost
AL-410 & CL-38A




Leadscrew Covers
AL-410 & CL-38A



One-Shot Slide-Way
Lubrication CL-38A



Quick Action Feed Gearbox
CL-38A



HAFCO METALMASTER CL-38A 410 x 1000mm

- Triple bearings supporting headstock spindle
- Precision hardened & ground 'V'-beds & headstock gears
- One piece cast iron base increases rigidity
- Foot operated spindle brake with safety cut out switch
- 250mm wide induction hardened heavy duty cast iron bed
- Removable gap bed allowing work piece to swing up to 580mm
- Powered longitudinal and cross feeds
- Lubrication pump on saddle oiling slides
- Universal enclosed gearbox with metric & imperial thread capabilities

Includes: 2 Axis DRO ✓ 3-Jaw Chuck ✓ 4-Jaw Chuck ✓ Face Plate ✓ Foot Brake ✓ Safety Chuck Guard ✓ Fixed & Traveling Steadies ✓ Dead Centre ✓ Thread Chasing Dial ✓ Work Light ✓ Rear Splash Guard ✓ Spindle Reducing Bush ✓ Coolant System ✓ Quick Change Toolpost ✓ Leadscrew Cover ✓

58mm Bore



HAFCO METALMASTER CL-410 410 x 1000mm

- Triple bearings supporting headstock spindle
- Precision hardened & ground 'V'-beds & headstock gears
- One piece cast iron base increases rigidity
- Foot operated spindle brake with safety cut out switch
- 300mm wide induction hardened heavy duty cast iron bed
- Automatic lubrication pump oiling slides
- Powered longitudinal and cross feeds
- Removable gap bed way
- Universal enclosed gearbox, metric & imperial thread capabilities
- 5 position length-stop mechanism for accurate repetitive operation

Includes: 2 Axis DRO ✓ 3-Jaw Chuck ✓ 4-Jaw Chuck ✓ Face Plate ✓ Quick Change Toolpost ✓ Chuck Guard ✓ Leadscrew Cover ✓ Foot Brake ✓ Coolant System ✓ Dead Centres ✓ LED Work Light ✓ Fixed & Traveling Steadies ✓ Thread Chasing Dial ✓ Rear Splash Guard ✓ Spindle Reducing Bush ✓



Quick Change Toolpost CL-410



5 Position Adjustable Length Stop CL-410



Slideway Auto Lubrication Pump CL-410



Hardened & Ground Bedways CL-410

| MODEL | | AL-410 | CL-38A | CL-410 |
|---------------------------------|----------------|----------------|-----------------|-----------------|
| ORDER CODE | | L569D | L191D | L600D |
| Digital Readout | Optional / ✓ | ✓ | ✓ | ✓ |
| Quick Change Toolpost | Optional / ✓ | ✓ | ✓ | ✓ |
| Taper Turning Attachment | ~ / ✓ | ~ | ~ | ~ |
| Leadscrew Covers | ~ / ✓ | ✓ | ✓ | ✓ |
| Tool Height to Suit | mm | 16 | 20 | 25 |
| Distance Between Centres | mm | 1000 | 1000 | 1000 |
| Swing Over Bed / Swing Over Gap | mm | 400 / 520 | 410 / 580 | 410 / 640 |
| Swing Over Cross Slide | mm | 250 | 255 | 224 |
| Centre Height | mm | 200 | 205 | 205 |
| Spindle Bore | mm | 52 | 52 | 58 |
| Camlock Spindle | size | D1-5 | D1-6 | D1-6 |
| Bed Width | mm | 218 | 250 | 300 |
| Headstock Taper | MT | 6 | 6 | 6 |
| Tailstock Taper | MT | 4 | 4 | 4 |
| Cross Slide Travel | mm | 250 | 210 | 290 |
| Compound Slide Travel | mm | 80 | 140 | 128 |
| Leadscrew | Type | Metric | Metric | Metric |
| Cross Feed (X) | mm/rev | 0.011-0.276 | 0.025-0.85 | 0.014-0.784 |
| Longitudinal Feed (Z) | mm/rev | 0.0527-1.2912 | 0.05-1.7 | 0.031-1.70 |
| Metric Thread Range | steps / mm | 32 (0.4-7) | 39 (0.2-14) | 41 (0.1-14) |
| Imperial Thread Range | steps / TPI | 36 (4-60) | 45 (2-72) | 60 (2-112) |
| Three Jaw Chuck Ø | mm | 200 | 200 | 200 |
| Four Jaw Chuck Ø | mm | 200 | 250 | 250 |
| Spindle Speeds | steps / rpm | 18 (65-2000) | 16 (45-1800) | 12 (25-2000) |
| Motor Power | kW / hp | 2.4 / 3.2 | 3.3 / 4.5 | 5.5 / 7.5 |
| Voltage | V | 415 | 415 | 415 |
| Weight | kg | 850 | 1550 | 1580 |
| PRICE | ex GST | \$8,990 | \$11,950 | \$15,750 |
| PRICE | inc GST | \$9,889 | \$13,145 | \$17,325 |

Optional Accessories



p61



p64



p68



**HAFCO
METALMASTER**

CL Features

- Triple bearings supporting headstock spindle
- Precision hardened & ground 'V'-beds & headstock gears
- One piece cast iron base increases rigidity
- Foot operated spindle brake with safety cut out switch
- Powered longitudinal and cross feeds
- Removable gap bed way
- Universal enclosed gearbox, metric & imperial thread capabilities
- Metric / Imperial graduated dials to apron, cross slide & compound slide

**HAFCO
METALMASTER**

CL-460 460 x 1000mm
460 x 1500mm

- 80mm spindle bore
- 300mm wide induction hardened heavy duty cast iron bed
- 5 position length-stop mechanism for accurate repetitive operation
- Automatic lubrication pump oiling slides

**HAFCO
METALMASTER**

CL-560 560 x 1500mm
560 x 2000mm

- 105mm spindle bore
- 350mm wide induction hardened heavy duty cast iron bed
- 5 position length-stop mechanism for accurate repetitive operation
- Automatic lubrication pump oiling slides



Quick Change Toolpost
CL-460 & CL-560



Taper Turning Attachment
CL-460 & CL-560



Safety Chuck Guard
CL-460 & CL-560



Automatic Lubrication System
CL-460 & CL-560

Includes CL-460 & CL-560: 2 Axis DRO ✓ Quick Change Toolpost ✓ Taper Turning Attachment ✓ 3-Jaw Chuck ✓ 4-Jaw Chuck ✓ Faceplate ✓ Leadscrew Cover ✓ Coolant System ✓ Footbrake ✓ Chuck Guard with Micro ✓ LED Work Light ✓ Fixed & Travelling Steadies ✓ Rear Splash Guard ✓ Thread Chasing Dial ✓ Dead Centres ✓ Spindle Reducing Bush ✓

**105mm
Bore**



CL-560



One Shot Lubrication
CL-100A



Quick Change Toolpost
CL-100A



Taper Turning Attachment
CL-100A




Joystick Feed Control with
Rapid CL-100A



CL-100A 660 x 2000mm
CL-100A 660 x 3000mm

- 105mm spindle bore
- 400mm wide induction hardened heavy duty cast iron bed
- Spindle clutch to allow operator to switch between forward & reverse without shutting motor down
- X & Z axis rapid traverse selection lever incorporated on the saddle
- Heavy duty tailstock with rack & pinion crank handle
- Adjustable micro saddle length stop for repetition work
- One shot lubrication pump on saddle oiling slides

Includes: 2 Axis DRO ✓ Quick Change Toolpost ✓ Taper Turning Attachment ✓ 3-Jaw Chuck ✓ 4-Jaw Chuck ✓ Leadscrew Cover ✓ Faceplate ✓ Chuck Guard with Micro ✓ Footbrake ✓ Coolant System ✓ Work Light ✓ 2 x Fixed Steadies ✓ Travelling Steadies ✓ Rear Splash Guard ✓ Thread Chasing Dial ✓ Dead Centres ✓ Spindle Reducing Bush ✓



105mm
Bore

2 Fixed
Steadies
Supplied

CL-100A

| MODEL | | CL-460 x 1000 | CL-460 x 1500 | CL-560 x1500 | CL-560 x2000 | CL-100A | CL-100A |
|-------------------------------|----------------|-----------------|-----------------|-----------------|-----------------|-----------------|-----------------|
| ORDER CODE | | L606D | L607D | L610D | L611D | L627D | L628D |
| Digital Readout | Optional / ✓ | ✓ | ✓ | ✓ | ✓ | ✓ | ✓ |
| Quick Change Toolpost | Optional / ✓ | ✓ | ✓ | ✓ | ✓ | ✓ | ✓ |
| Taper Turning Attachment | ~ / ✓ | ✓ | ✓ | ✓ | ✓ | ✓ | ✓ |
| Leadscrew Covers | ~ / ✓ | ✓ | ✓ | ✓ | ✓ | ✓ | ✓ |
| Tool Height to Suit | mm | 25 | 25 | 25 | 25 | 25 | 25 |
| Distance Between Centres | mm | 1000 | 1500 | 1500 | 2000 | 2000 | 3000 |
| Swing Over Bed/Swing Over Gap | mm | 460 / 690 | 460 / 690 | 560 / 785 | 560 / 785 | 660 / 900 | 660 / 900 |
| Swing Over Cross Slide | mm | 274 | 274 | 355 | 355 | 440 | 440 |
| Centre Height | mm | 230 | 230 | 280 | 280 | 330 | 330 |
| Spindle Bore | mm | 80 | 80 | 105 | 105 | 105 | 105 |
| Camlock Spindle | size | D1-8 | D1-8 | D1-8 | D1-8 | D1-8 | D1-8 |
| Bed Width | mm | 300 | 300 | 350 | 350 | 400 | 400 |
| Headstock Taper | MT | 6 | 6 | 7 | 7 | 7 | 7 |
| Tailstock Taper | MT | 4 | 4 | 5 | 5 | 5 | 5 |
| Cross Slide Travel | mm | 285 | 285 | 316 | 316 | 368 | 368 |
| Compound Slide Travel | mm | 128 | 128 | 130 | 130 | 230 | 230 |
| Leadscrew | Type | Metric | Metric | Metric | Metric | Metric | Metric |
| Cross Feed (X) | mm/rev | 0.014-0.784 | 0.014-0.784 | 0.020-0.573 | 0.020-0.573 | 0.044-1.48 | 0.044-1.48 |
| Longitudinal Feed (Z) | mm/rev | 0.031-1.70 | 0.031-1.70 | 0.059-1.646 | 0.059-1.646 | 0.022-0.74 | 0.022-0.74 |
| Metric Thread Range | steps / mm | 47 (0.1-14) | 47 (0.1-14) | 47 (0.2-14) | 47 (0.2-14) | 54 (0.45-120) | 54 (0.45-120) |
| Imperial Thread Range | steps / TPI | 60 (2-112) | 60 (2-112) | 60 (2-112) | 60 (2-112) | 54 (7/16-80) | 54 (7/16-80) |
| Three Jaw Chuck Ø | mm | 250 | 250 | 320 | 320 | 325 | 325 |
| Four Jaw Chuck Ø | mm | 350 | 350 | 400 | 400 | 400 | 400 |
| Spindle Speeds | steps / rpm | 12 (25-1860) | 12 (25-1860) | 12 (20 - 1600) | 12 (20 - 1600) | 16 (25-1600) | 16 (25-1600) |
| Motor Power | kW / hp | 5.5 / 7.5 | 5.5 / 7.5 | 7.5 / 10 | 7.5 / 10 | 7.5/10 | 7.5/10 |
| Voltage | V | 415 | 415 | 415 | 415 | 415 | 415 |
| Weight | kg | 1645 | 1810 | 2285 | 3000 | 3345 | 4310 |
| PRICE | ex GST | \$16,950 | \$18,450 | \$20,950 | \$22,950 | \$28,950 | \$31,950 |
| PRICE | inc GST | \$18,645 | \$20,295 | \$23,045 | \$25,245 | \$31,845 | \$35,145 |



TM Series

The Hafco Metalmaster Toolroom series precision lathes, proudly manufactured in Taiwan, have been a cornerstone of precision machining for over two decades. Renowned for their exceptional quality, reliability, and precision these lathes have earned the trust of engineering companies throughout Australia. With a diverse range of models available catering to various machining needs, they offer unparalleled performance and durability.



Features

- Triple SKF German made spindle bearings to ensure accuracy & rigidity for heavy cutting
- Thermal treated and precision ground headstock gears
- Induction hardened meehanite cast iron bed with precision ground "V"-beds
- Removeable gap bed way
- One-piece cast iron base increases rigidity and low vibration
- Foot operated spindle brake with safety cut out switch
- Cone clutch overload device in apron to ensure safety when operating
- Wear-resistant phosphor bronze lead screw nuts
- Powered longitudinal and cross feeds
- 4 position length-stop mechanism for accurate repetitive operation
- Universal enclosed gearbox with metric & imperial thread capabilities
- Metric / Imperial graduated dials to apron, cross slide & compound slide
- 2-Axis digital readout system



Made in Taiwan



TM-1740G 430 x 1000mm
TM-1960G 480 x 1500mm

- 80mm spindle bore
- 300mm wide induction hardened cast iron bed
- Oil bath lubrication for cross feed screw & nuts provide extra degree of protection and prolong service life
- One shot lubrication pump on saddle oiling slides



TM-2260G 560 x 1500mm
TM-2290G 560 x 2200mm

- 105mm spindle bore
- 350mm wide induction hardened cast iron bed
- Heavy clamping two speed H/L tailstock
- Rapid traverse Z-Axis (TM-2290G)
- One shot lubrication pump on saddle oiling slides (TM-2260G)
- Slide-way mechanical lubrication pump driven via the saddle hand-wheel (TM-2290G)



TM-1960G Shown

80mm Bore




Meehanite Cast Bed
TM Series



One Shot Slide Lubrication
TM Series



Thread Chasing Dial
TM Series



Graduated Compound Scale
TM Series



TM-2290G Shown

105mm Bore



Adjust. 4 Position Length Stop
TM Series



Toolpost
TM Series



2-Axis DRO
TM Series



Steadies
TM Series



Rapid Longitudinal
TM-2290G, 2680G, 26120G



2 Speed Tailstock
TM-2260, 2290G, 2680G
& 26120G



TM-2680G 660 x 2000mm
TM-26120G 660 x 3300mm

- 120mm spindle bore
- 400mm wide induction hardened cast iron bed
- Heavy clamping two speed H/L tailstock
- Rapid traverse Z-Axis
- Slide-way mechanical lubrication pump driven via the saddle hand-wheel


Includes: 2 Axis DRO ✓ 3-Jaw Chuck ✓ Face Plate ✓
4-Jaw Chuck ✓ Fixed & Travelling Steadies ✓ Work light ✓
Coolant System ✓ Dead Centre ✓ Thread Chasing Dial ✓
Spindle Reducing Bush ✓ Full Length Rear Splash Guard ✓
4-Way Toolpost ✓ Safety Chuck Guard ✓

120mm
Bore



TM-2680G Shown

| MODEL ORDER CODE | | TM-1740G L632D | TM-1960G L634D | TM-2260G L637D | TM-2290G L638D | TM-2680G L639D | TM-26120G L642D |
|--------------------------|----------------|-------------------|-------------------|-------------------|-------------------|-------------------|--------------------|
| Digital Readout | Opt. / ✓ | ✓ | ✓ | ✓ | ✓ | ✓ | ✓ |
| Quick Change Toolpost | Opt. / ✓ | Optional | Optional | Optional | Optional | Optional | Optional |
| Taper Turning Attachment | ~ / ✓ | ~ | ~ | Optional | Optional | Optional | Optional |
| Tool Height to Suit | mm | 25 | 25 | 25 | 25 | 30 | 30 |
| Distance Between Centres | mm | 1000 | 1500 | 1500 | 2200 | 2000 | 3300 |
| Swing Over Bed | mm | 430 | 480 | 560 | 560 | 660 | 660 |
| Swing Over Gap | mm | 650 | 690 | 788 | 788 | 890 | 890 |
| Swing Over Cross-Slide | mm | 235 | 275 | 340 | 340 | 438 | 438 |
| Centre Height | mm | 215 | 240 | 280 | 280 | 330 | 330 |
| Spindle Bore | mm | 80 | 80 | 105 | 105 | 120 | 120 |
| Camlock Spindle | size | D1-8 | D1-8 | D1-8 | D1-8 | D1-11 | D1-11 |
| Bed Width | mm | 300 | 300 | 350 | 350 | 400 | 400 |
| Headstock Taper | MT | 7 | 7 | 7 | 7 | 7 | 7 |
| Tailstock Taper | MT | 4 | 4 | 5 | 5 | 5 | 5 |
| Cross Slide Travel | mm | 250 | 250 | 300 | 300 | 375 | 375 |
| Compound Slide Travel | mm | 125 | 125 | 200 | 200 | 200 | 200 |
| Leadscrew | Type | Metric | Metric | Metric | Metric | Metric | Metric |
| Cross Feed (X) | mm/rev | 0.02-0.4 | 0.02-0.4 | 0.02-0.4 | 0.02-0.4 | 0.02-0.4 | 0.02-0.4 |
| Longitudinal Feed (Z) | mm/rev | 0.05-0.82 | 0.05-0.82 | 0.05-0.82 | 0.05-0.82 | 0.05-0.82 | 0.05-0.82 |
| Metric Thread Range | steps/mm | 17 (0.5-7) | 17 (0.5-7) | 24 (0.5-14) | 24 (0.5-14) | 24 (0.5-14) | 24 (0.5-14) |
| Imperial Thread Range | steps/TPI | 39 (4-56) | 39 (4-56) | 44 (2-56) | 44 (2-56) | 44 (2-56) | 44 (2-56) |
| Three Jaw Chuck Ø | mm | 275 | 275 | 310 | 310 | 310 | 310 |
| Four Jaw Chuck Ø | mm | 320 | 320 | 400 | 400 | 400 | 400 |
| Spindle Speeds | steps/rpm | 12 (40-2000) | 12 (40-2000) | 12 (16-1600) | 12 (16-1600) | 12 (12-1200) | 12 (12-1200) |
| Motor Power | kW/hp | 5.5/7.5 | 5.5/7.5 | 7.5/10 | 7.5/10 | 11.25/15 | 11.25/15 |
| Voltage | V | 415 | 415 | 415 | 415 | 415 | 415 |
| Weight | kg | 1910 | 2250 | 2550 | 2900 | 3200 | 4000 |
| PRICE | ex GST | \$23,250 | \$26,450 | \$31,950 | \$35,750 | \$41,750 | \$49,950 |
| PRICE | inc GST | \$25,575 | \$29,095 | \$35,145 | \$39,325 | \$45,925 | \$54,945 |



158mm
Bore

BIG SWING



TM-HDX Series

The Hafco Metalmaster TM-HDX Toolroom Series lathes are manufactured in Taiwan and are designed to provide the best available performance, offering high cutting power and versatility for use in a wide range of industries including mining industry, power industry, oil industry, paper plants, and jobbing shops.

Capacities range from 860 up to 1060mm swing over the bed and from 1810mm up to 6310mm between centres with a standard 158mm spindle bore that can be upgraded to 238mm.

The 238mm spindle bore models are available to be specially ordered with inside/outside spindle noses for mounting chucks on both sides of the headstock making these the ideal lathe for monster sized workpieces such as large-diameter oil pipes or hydraulic cylinders.



Features


- Triple German made SKF spindle bearings supporting headstock spindle
- All gears and shafts made from alloy steel and are hardened & ground
- 510mm wide precision '3V'-bed-way is induction hardened & ground
- One-piece Meehanite cast base increases rigidity
- Overload protection on drive motor and coolant system
- X & Z axis rapid traverse on the saddle
- 12 spindle speeds 8-680rpm
- Universal enclosed gearbox incorporating metric & imperial thread capabilities
- Adjustable 4 position length-stop mechanism for accurate repetitive operation
- Large 158mm spindle bore with A2-11 spindle mount, (Optional 238mm – A2-15)
- Removable gap bed allowing for larger work pieces
- Two speed tailstock with tailstock moving device

Includes: 3-Jaw Chuck ✓
4-Jaw Chuck ✓ Face Plate ✓ Fixed
& Travelling Steadies ✓ Dead Centre ✓
Thread Chasing Dial ✓ Work Light ✓
Spindle Reducing Bush ✓ Rear Splash
Guard ✓

Optional Accessories



| MODEL | TM-3370HDX | TM-3390HDX | TM-33130HDX | TM-33170HDX | TM-33210HDX |
|-----------------------------|----------------|------------|--------------------|------------------|-------------|
| ORDER CODE | ~ | ~ | L645D | L646D | ~ |
| Swing Over Bed mm | | | 860 | | |
| Swing Over Cross Slide mm | | | 620 | | |
| Swing Over Gap mm | | | 1000 | | |
| Width of Gap mm | | | 475 | | |
| Distance Between Centres mm | 1810 | 2310 | 3310 | 4310 | 5310 |
| Spindle Bore mm | | | 158 (238 opt.) | | |
| Spindle Nose size | | | A2-11 (A2-15 opt.) | | |
| Bed Width mm | | | 510 | | |
| Headstock Taper MT | | | 7 | | |
| Tailstock Taper MT | | | 6 | | |
| Spindle Speeds steps / rpm | | | 12 (8-700) | | |
| Motor Power kW / hp / V | | | 15 / 20 / 415 | | |
| Weight kg | 5700 | 6100 | 6800 | 7600 | 8400 |
| PRICE | ex GST | | \$85,950 | \$93,500 | |
| PRICE | inc GST | | \$94,545 | \$102,850 | |



TM-33130HDX

Optional Extras



Quick Change Toolpost



Leadscrew Cover



Large 238mm Spindle Bore



Double Spindle



Tailstock 2 Speed



Leadscrew and Feedscrew Support Recovered



Taper Turning Attachment



Larger Steadies Available



Saddle Switch Board



Fixed & Travelling Steadies

| TM-3770HDX | TM-3790HDX | TM-37130HDX | TM-37170HDX | TM-37210HDX | TM-4170HDX | TM-4190HDX | TM-41130HDX | TM-41170HDX | TM-41210HDX |
|------------|------------|-------------|-------------|--------------------|------------|------------|-------------|-------------|-------------|
| ~ | ~ | ~ | ~ | ~ | ~ | ~ | ~ | ~ | ~ |
| | | 960 | | | | | 1060 | | |
| | | 720 | | | | | 820 | | |
| | | 1100 | | | | | 1200 | | |
| | | | | 475 | | | | | |
| 1810 | 2310 | 3310 | 4310 | 5310 | 1810 | 2310 | 3310 | 4310 | 5310 |
| | | | | 158 (238 opt.) | | | | | |
| | | | | A2-11 (A2-15 opt.) | | | | | |
| | | | | 510 | | | | | |
| | | | | 7 | | | | | |
| | | | | 6 | | | | | |
| | | | | 12 (8-700) | | | | | |
| | | | | 15 / 20 / 415 | | | | | |
| 5700 | 6100 | 6800 | 7600 | 8400 | 5700 | 6100 | 6800 | 7600 | 8400 |

Please Call For Competitive Prices

JESCO Champion Features

- Toolroom quality precision lathe ideally suited for industry, the toolroom, training and secondary and tertiary education applications.
- Proudly manufactured in Taiwan by the (OEM) manufacturer, one of Europe's leading brands
- 270mm wide induction hardened meehanite cast iron bed with precision ground "V"-beds
- D1-6 camlock spindle with 54mm bore
- Thermal treated and precision ground headstock gears
- Wear-resistant phosphor bronze lead screw nuts
- One shot lubrication system on saddle lubricating slides
- Powered longitudinal and cross feeds
- Feed clutch in apron enabling pressure adjustment in both axis
- Universal enclosed gearbox with wide range of metric & imperial thread capabilities
- Slide out swarf tray for easy access cleaning

JESCO Champion 1550

- 16 spindle speeds (25-2000rpm) in geometric progression
- Foot operated spindle brake with safety cut out switch
- Removable gap bed for work piece to swing up to Ø610mm

JESCO Champion 1530VS & 1550VS

- Constant Surface Speed (CSS) – auto spindle acceleration for optimised cycle times and greater tool performance
- Infinitely variable spindle speed drive, 18-2500rpm with integrated digital display
- Dual braking system – electromagnetic plus mechanical foot brake for safety

Includes: 2 Axis DRO ✓ 3-Jaw Chuck ✓ 4-Jaw Chuck ✓ Fixed & Travelling Steadies ✓ Safety Chuck Guard ✓ Leadscrew Cover ✓ 4-Way Toolpost ✓ Coolant System ✓ LED Work Light ✓ Dead Centre ✓ Thread Chasing Dial ✓ Spindle Reducing Bush ✓ Slide Out Swarf Tray ✓ Rear Splash Guard ✓ Face Plate (Champion 1550) ✓



Champion 1550



Champion 1550VS



Speed Control Lever
CHAMPION 1530VS/1550VS



Spindle Speed Levers
CHAMPION 1550



One Shot Lubrication
CHAMPION Models



Saddle Controls
CHAMPION Models

| | SERIES | STUDTURN | | CHAMPION | |
|--------------------------|----------------|-----------------|-----------------|-----------------|-----------------|
| | | MODEL | 1440VS | 1530VS | 1550VS |
| | ORDER CODE | L249VS | L252VS | L255VS | L254D |
| Swing Over Bed | mm | 360 | | 390 | |
| Swing Over Cross Slide | mm | 190 | | 240 | |
| Swing Over Gap | mm | 560 | | 610 | |
| Width of Gap | mm | 150 | ~ | ~ | 150 |
| Distance Between Centres | mm | 1000 | 730 | 1230 | 1230 |
| Spindle Bore | mm | 42 | | 54 | |
| Spindle Nose | size | D1-5 | | D1-6 | |
| Bed Width | mm | 250 | | 270 | |
| Headstock Taper | MT | 5 | | 6 | |
| Tailstock Taper | MT | 3 | | 4 | |
| Spindle Speeds | steps / rpm | Vari (35-2500) | Vari (20-2500) | Vari (20-2500) | 16 (25-2000) |
| Motor Power | kW / hp / V | 3.75 / 5 / 415 | | 5.5 / 7.5 / 415 | |
| Weight | kg | 1100 | 1200 | 1500 | 1500 |
| PRICE | ex GST | \$27,450 | \$34,250 | \$35,250 | \$28,750 |
| PRICE | inc GST | \$30,195 | \$37,675 | \$38,775 | \$31,625 |

JESCO Studturn 1440VS



STUDTURN 1440VS

- Toolroom quality precision lathe ideally suited for industry, the toolroom, training and secondary and tertiary education applications.
- Manufactured in Taiwan for over 30 years
- Variable speed spindle drive, 35-2000rpm with high/low geared selection for maximum torque
- 250mm wide induction hardened meehanite cast iron bed with precision ground "V"-beds
- D1-5 camlock spindle with 42mm bore
- Removeable gap bed way for larger diameter jobs
- Hardened & precision ground headstock gears
- Powered longitudinal and cross feeds
- Universal gearbox provides a comprehensive range of metric, imperial, M.P. & D.P. threading
- One shot lubrication system on saddle lubricating slides

JESCO Major



Major


Precision Taiwanese QUALITY,
sold for over 35 years

- 460mm, 510mm or 560mm Swing over bed with removable gap bed
- Distance between centres – 1000mm, 1500mm, 2000mm or 3000mm
- 16 spindle speeds from 20-1600rpm in geometric progression
- Optional infinitely variable spindle speed drive, 20-2000rpm
- Soft start spindle by inverter
- NSK adjustable taper roller bearings providing spindle accuracy
- Thermal treated and precision ground headstock gears
- Large 80mm spindle bore, D1-8 camlock spindle for quick chuck removal
- 345mm wide induction hardened meehanite cast iron bed with precision ground "V"-beds
- Wear-resistant phosphor bronze lead screw nuts
- Clutch in apron enabling pressure adjustment for feeding in both axis
- One shot lubrication system on saddle lubricating slides
- Universal enclosed gearbox incorporating metric & imperial thread capabilities
- Foot operated spindle brake with safety cut out switch

Includes: 2-Axis DRO ✓ 3-Jaw Chuck ✓ 4-Jaw Chuck ✓
Face Plate ✓ Fixed & Travelling Steadies ✓ Leadscrew Cover ✓
Safety Chuck Guard ✓ 4-Way Toolpost ✓ Coolant System ✓
Thread Chasing Dial ✓ Work Light ✓ Spindle Reducing Bush ✓
Dead Centre ✓ Slide Out Swarf Tray ✓

| MAJOR | | | | | | | | | | | | |
|-------|------|------|-------|------|--|------|-------|------|------|------|-------|---|
| 1840 | 1860 | 1880 | 18120 | 2040 | 2060 | 2080 | 20120 | 2240 | 2260 | 2280 | 22120 | |
| ~ | ~ | ~ | ~ | ~ | ~ | ~ | ~ | ~ | ~ | ~ | ~ | ~ |
| | 460 | | | | 510 | | | | 560 | | | |
| | 290 | | | | 340 | | | | 390 | | | |
| | 710 | | | | 760 | | | | 810 | | | |
| | | | | | 220 | | | | | | | |
| 950 | 1450 | 1950 | 2950 | 950 | 1450 | 1950 | 2950 | 950 | 1450 | 1950 | 2950 | |
| | | | | | 80 | | | | | | | |
| | | | | | D1-8 | | | | | | | |
| | | | | | 345 | | | | | | | |
| | | | | | 7 | | | | | | | |
| | | | | | 6 | | | | | | | |
| | | | | | 16 (20-1600) / Optional Vari (20-2000) | | | | | | | |
| | | | | | 11.25 / 15 / 415 | | | | | | | |
| 2050 | 2300 | 2650 | 3800 | 2250 | 2500 | 2850 | 4000 | 2500 | 2700 | 3050 | 4200 | |

Please Call For Competitive Prices



Slide Out Tray For Easy Cleaning STUDTURN



Saddle Left View STUDTURN



Optional Sliding Toolpost Guards to Suit JESCO Lathes



Optional Toolpost Guards to Suit JESCO Lathes

Tools & Machine Accessories

Turning Tool Holders - HSS



- Made from high grade steel
- Case-hardened & ground
- NOTE: HSS Tool bits not supplied



| SHANK SIZE W x H x L | TOOL BIT REQUIRED | STYLE | HAND | CODE | ex GST EACH | inc GST EACH |
|-------------------------|----------------------|----------|----------|-------|----------------|-----------------|
| 3/8 x 7/8 x 5" | 1/4" (L0003) | American | Right | L070R | \$35 | \$38.50 |
| 3/8 x 7/8 x 5" | 1/4" (L0003) | American | Left | L070L | \$35 | \$38.50 |
| 3/8 x 7/8 x 5" | 1/4" (L0003) | American | Straight | L070S | \$35 | \$38.50 |

Turning Tool Set - HSS



- 1 x R/H & 1 x L/H & 1 x Straight Tool Holders
- 10 or 12mm Centre Height
- 1 x 3/8" Boring Bar
- 2 x 1/8" & 2 x 3/16" HSS Tool Bits



| CODE | ex GST | inc GST |
|------|--------|---------|
| L072 | \$90 | \$99 |

Parting Tool Holder - Standard

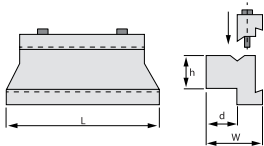
- Centre height 16mm
- NOTE: Parting blade not supplied



| SHANK SIZE (WIDTH x HEIGHT) | OVERALL LENGTH | BLADE REQUIRED | CODE | ex GST | inc GST |
|--------------------------------|-------------------|---------------------|------|-----------|------------|
| 10 x 22mm | 125mm | 1/2 x 3/32" (L0007) | L073 | \$35 | \$38.50 |

Parting Tool Holder - Block Type

- Centre height 12mm
- NOTE: Parting blade not supplied



| HOLDER SIZE | | | | BLADE REQUIRED | CODE | ex GST | inc GST |
|-------------|----|----|----|---------------------|------|--------|---------|
| L | W | h | d | | | | |
| 70 | 34 | 10 | 16 | 1/2 x 3/32" (L0007) | L074 | \$45 | \$49.50 |

Knurling Tool Holders



- Diamond pattern medium knurl (L079 & L080)
- Adjustable height (L080)
- Fine medium course knurls (L070)

| HOLDER SIZE L X W x H | KNURLING WHEELS | KNURL TYPE | CODE | ex GST | inc GST |
|--------------------------|--------------------|------------------------|------|--------|----------|
| 123.6 x 16 x 16mm | 2 | Medium | L079 | \$40 | \$44.00 |
| 76 x 9.5 x 16mm | 2 | Medium | L080 | \$70 | \$77.00 |
| 139 x 9.5 x 22mm | 6 | Fine - Medium - Coarse | L070 | \$95 | \$104.50 |

High Speed Steel Bits



Square Bits



| TYPE | No. Pieces | CODE | ex GST | inc GST |
|-------------------------|------------|-------|--------|---------|
| 1/8" sq. x 2-1/2" long | 3 Piece | L0001 | \$15 | \$16.50 |
| 3/16" sq. x 2-1/2" long | 3 Piece | L0002 | \$16 | \$17.60 |
| 1/4" sq. x 2-1/2" long | 3 Piece | L0003 | \$18 | \$19.80 |
| 5/16" sq. x 2-1/2" long | 3 Piece | L0004 | \$21 | \$23.10 |
| 3/8" sq. x 3" long | 2 Piece | L0005 | \$19 | \$20.90 |
| 1/2" sq. x 4" long | 1 Piece | L0006 | \$21 | \$23.10 |



Part Off Blades



| TYPE | No. Pieces | CODE | ex GST | inc GST |
|------------------------|------------|-------|--------|---------|
| 1/2" x 3/32" x 4" long | 1 Piece | L0007 | \$23 | \$25.30 |
| 5/8" x 3/32" x 5" long | 1 Piece | L0008 | \$28 | \$30.80 |

Boring Bars with Holders

- Double-ended with 45° & 90° square holes
- Supplied with screws & allen key
- NOTE: HSS Tool bits not supplied



| BORING BAR DIA. x LENGTH | HOLDER SQUARE x LENGTH | TOOL BIT REQUIRED | CODE | ex GST | inc GST |
|-----------------------------|---------------------------|----------------------|------|--------|---------|
| Ø3/8 x 4-1/2" | 1/2 x 2-1/8" | 1/8" (L0001) | L100 | \$20 | \$22.00 |
| Ø7/16 x 5-1/4" | 5/8 x 2-1/2" | 3/16" (L0002) | L101 | \$20 | \$22.00 |
| Ø9/16 x 6-3/4" | 3/4 x 3" | 1/4" (L0003) | L102 | \$25 | \$27.50 |
| Ø3/4 x 9" | 1 x 3-3/4" | 5/16" (L0004) | L103 | \$35 | \$38.50 |
| Ø15/16 x 11-1/2" | 1 1/4 x 4-1/2" | 3/8" (L0005) | L104 | \$40 | \$44.00 |

HSS 8mm Boring Bar & Internal Threading Bar Set



- 1 x Small head boring bar
- 1 x Medium head boring bar
- 1 x Large head boring bar
- 1 x 60° Internal threading bar
- 1 x 55° Internal threading bar
- 1 x Clamp block holder
- 120mm solid HSS bar length



| CODE | ex GST | inc GST |
|-------|--------|---------|
| L006A | \$65 | \$71.50 |

Knurling Tool Set - Double Sided Bar

- 12mm tool centre height at one end & 16mm at the other end
- Interchangeable heads with Medium, Fine & Straight Fine knurls

| Centre Height | Head 1. Diamond | Head 2. Diamond | Head 3. Straight | CODE | ex GST | inc GST |
|------------------|--------------------|--------------------|---------------------|------|--------|---------|
| 12 or 16mm | Medium 2 wheels | Fine 2 wheels | Fine 1 wheel | L076 | \$100 | \$110 |



Tools & Machine Accessories

Turning Tool Set

- 11 piece set
- 7 x turning tools
- Brazed carbide tip
- 1 x parting tool
- 8mm square shank
- 2 x boring bars
- Aluminium case
- 1 x threading tool



| CODE | ex GST | inc GST |
|-------|-------------|---------|
| L0085 | \$45 | \$49.50 |



Lathe Tool Set 10mm

- 4 x Turning & 1 x Boring Bar
- 4 x TCMT1102, 1 x CMT0902 Inserts (Re-Order Inserts: L062, L0615)



| CODE | ex GST | inc GST |
|-------|-------------|---------|
| L0055 | \$85 | \$93.50 |

Boring Bar Set

- 8, 10, 12 & 16mm Boring Bars
- Inserts (pkt 10) CCMT060204 (Re-Order Inserts: L060)



| CODE | ex GST | inc GST |
|------|--------------|---------|
| L430 | \$270 | \$297 |

Boring Bar Set

- 3 x Boring bars in set (8, 10, 12mm)
- Includes 3 x inserts
- Supplied in aluminium case (Re-Order Inserts: L060)



| CODE | ex GST | inc GST |
|------|--------------|---------|
| L431 | \$120 | \$132 |

Turning Tool Sets - Insert Type



| SIZE | PIECE | CODE | ex GST | inc GST |
|------|-------|-------|--------------|---------|
| 12mm | 7 | L0099 | \$170 | \$187 |



| SIZE | PIECE | CODE | ex GST | inc GST |
|------|-------|-------|--------------|---------|
| 16mm | 7 | L0077 | \$180 | \$198 |



L0098

| REPLACEMENT INSERT SETS | | | | | |
|-------------------------|-------|-----------|-------|-------------|---------|
| SIZE | PIECE | SUITS KIT | CODE | ex GST | inc GST |
| 12mm | 9 | L009 | L009A | \$35 | \$38.50 |
| 16mm | 7 | L007 | L007A | \$80 | \$88.00 |
| 12mm | 10 | L0099 | L0098 | \$75 | \$82.50 |
| 16mm | 10 | L0077 | L0078 | \$90 | \$99.00 |

Parting System Kits



- 12mm parting block
- 19 x 2mm parting blade
- 19 x 3mm parting blade
- 5 x 2mm parting inserts
- 5 x 3mm parting inserts
- Key insert remover
- Hex key



| CODE | ex GST | inc GST |
|-------|--------------|---------|
| L0100 | \$130 | \$143 |

- 16mm parting block
- 26 x 2mm parting blade
- 26 x 3mm parting blade
- 5 x 2mm parting inserts
- 5 x 3mm parting inserts
- Key insert remover
- Hex key




| CODE | ex GST | inc GST |
|-------|--------------|---------|
| L0110 | \$150 | \$165 |

| REPLACEMENT BLADES - Pkt 1 | | | | | |
|----------------------------|-----------|-------|-------------|---------|--|
| SIZE | SUITS KIT | CODE | ex GST | inc GST | |
| 19 x 2mm | L0100 | L0102 | \$27 | \$29.70 | |
| 19 x 3mm | L0100 | L0103 | \$27 | \$29.70 | |
| 26 x 2mm | L0110 | L0112 | \$29 | \$31.90 | |
| 26 x 3mm | L0110 | L0113 | \$29 | \$31.90 | |

| REPLACEMENT INSERTS - Pkt 5 | | | | | |
|-----------------------------|---------|-------|-------------|---------|--|
| SIZE | TYPE | CODE | ex GST | inc GST | |
| 2mm | Inserts | L0117 | \$35 | \$38.50 | |
| 3mm | Inserts | L0118 | \$35 | \$38.50 | |

Turning Tool Kits



L452 & L453

| 12mm | | 16mm | |
|-----------------------------|--------------|-----------------------------|--------------|
| PACKAGE CODE | L450 | PACKAGE CODE | L451 |
| Turning Tool (R/H) | L015 | Turning Tool (R/H) | L017 |
| Turning Tool (L/H) | L016 | Turning Tool (L/H) | L018 |
| Boring Bar | L021 | Boring Bar | L022 |
| Inserts (pkt 10) TCMT110204 | L062 | Inserts (pkt 10) TCMT110204 | L062 |
| ex GST | \$290 | ex GST | \$300 |
| inc GST | \$319 | inc GST | \$330 |

| 20mm | | 25mm | |
|-----------------------------|--------------|-----------------------------|--------------|
| PACKAGE CODE | L452 | PACKAGE CODE | L453 |
| Turning Tool (R/H) | L039 | Turning Tool (R/H) | L041 |
| Turning Tool (L/H) | L040 | Turning Tool (L/H) | L042 |
| Boring Bar | L415 | Boring Bar | L416 |
| Inserts (pkt 10) WNMG080404 | L0534 | Inserts (pkt 10) WNMG080404 | L0534 |
| ex GST | \$390 | ex GST | \$420 |
| inc GST | \$429 | inc GST | \$462 |

Parting Tool Kits



| 12mm | | 16mm | |
|------------------------------|--------------|------------------------------|--------------|
| PACKAGE CODE | L464 | PACKAGE CODE | L465 |
| Parting Off Block | L027 | Parting Off Block | L028 |
| Parting Off Blade (26 x 2mm) | L468 | Parting Off Blade (26 x 2mm) | L468 |
| 2 x Inserts A2022 | L0512 | 2 x Inserts A2022 | L0512 |
| ex GST | \$180 | ex GST | \$180 |
| inc GST | \$198 | inc GST | \$198 |

| 20mm | | 25mm | |
|------------------------------|--------------|------------------------------|--------------|
| PACKAGE CODE | L466 | PACKAGE CODE | L467 |
| Parting Off Block | L029 | Parting Off Block | L030 |
| Parting Off Blade (26 x 3mm) | L469 | Parting Off Blade (32 x 3mm) | L4693 |
| 2 x Inserts A2030 | L0513 | 10 x Inserts A2030 | L0513 |
| ex GST | \$180 | ex GST | \$320 |
| inc GST | \$198 | inc GST | \$352 |


Threading Tool Kits



| 12mm | | 16mm | |
|---------------------|--------------|---------------------|--------------|
| PACKAGE CODE | L456 | PACKAGE CODE | L457 |
| Int. Threading Tool | L036 | Int. Threading Tool | L037 |
| Ext. Threading Tool | L031 | Ext. Threading Tool | L032 |
| 1 x 55° 16ER Insert | L055 | 1 x 55° 16ER Insert | L055 |
| 1 x 55° 16IR Insert | L057 | 1 x 55° 16IR Insert | L057 |
| 1 x 60° 16ER Insert | L056 | 1 x 60° 16ER Insert | L056 |
| 1 x 60° 16IR Insert | L058 | 1 x 60° 16IR Insert | L058 |
| ex GST | \$230 | ex GST | \$230 |
| inc GST | \$253 | inc GST | \$253 |

| 20mm | | 25mm | |
|---------------------|--------------|---------------------|--------------|
| PACKAGE CODE | L458 | PACKAGE CODE | L459 |
| Int. Threading Tool | L038 | Int. Threading Tool | L0385 |
| Ext. Threading Tool | L033 | Ext. Threading Tool | L034 |
| 1 x 55° 16ER Insert | L055 | 1 x 55° 16ER Insert | L055 |
| 1 x 55° 16IR Insert | L057 | 1 x 55° 16IR Insert | L057 |
| 1 x 60° 16ER Insert | L056 | 1 x 60° 16ER Insert | L056 |
| 1 x 60° 16IR Insert | L058 | 1 x 60° 16IR Insert | L058 |
| ex GST | \$290 | ex GST | \$300 |
| inc GST | \$319 | inc GST | \$330 |

Quality ISO Standard Tipped

 Inserts not included with tool holders.
Full list of inserts see p65



Turning Tools Holders

- SCLC Style Positive Rake** suitable for low powered machines available in Right Hand or Left Hand. It's 95° approach angle makes it suitable for turning and facing without adjusting the tool post angle.



| Shank (WxH) | Type | CODE | ex GST | inc GST |
|-------------|------|-------|--------|---------|
| 10 x 10 | R/H | L012 | \$54 | \$59.40 |
| 10 x 10 | L/H | L0121 | \$54 | \$59.40 |

◆ Inserts to suit (L060)

- STGC Style Positive Rake** suitable for low powered machines available for Right Hand or Left Hand turning. It's design makes it suitable for general purpose machining.



| Shank (WxH) | Type | CODE | ex GST | inc GST |
|-------------|------|------|--------|---------|
| 12 x 12 | R/H | L015 | \$60 | \$66.00 |
| 12 x 12 | L/H | L016 | \$60 | \$66.00 |
| 16 x 16 | R/H | L017 | \$65 | \$71.50 |
| 16 x 16 | L/H | L018 | \$65 | \$71.50 |

▲ Inserts to suit (L062)

- MTJN/WTJN Style Negative Rake** suitable for high powered machines available in Right Hand or Left Hand. It's -5° rake angle makes it suitable for rapid metal removal in turning & facing applications. It's design allows for the use of both sides of the insert.



| Shank (WxH) | Type | CODE | ex GST | inc GST |
|-------------|------|------|--------|----------|
| 16 x 16 | R/H | L044 | \$70 | \$77.00 |
| 16 x 16 | L/H | L045 | \$70 | \$77.00 |
| 20 x 20 | R/H | L046 | \$95 | \$104.50 |
| 20 x 20 | L/H | L047 | \$95 | \$104.50 |
| 25 x 25 | R/H | L048 | \$105 | \$115.50 |
| 25 x 25 | L/H | L049 | \$105 | \$115.50 |

▲ Inserts to suit (L064) (16mm MTJN) (20, 25mm WTJN)

- MWLN Style Negative Rake** suitable for high powered machines available in Right Hand or Left Hand. It's -6° rake angle makes it suitable for rapid metal removal in turning & facing applications. It's design allows for the use of both sides of the insert.



| Shank (WxH) | Type | CODE | ex GST | inc GST |
|-------------|------|------|--------|---------|
| 20 x 20 | R/H | L039 | \$85 | \$93.50 |
| 20 x 20 | L/H | L040 | \$85 | \$93.50 |
| 25 x 25 | R/H | L041 | \$90 | \$99.00 |
| 25 x 25 | L/H | L042 | \$90 | \$99.00 |

▲ Inserts to suit (L053)

Boring Bar Holders

- SCLC Style Positive Rake** suitable for low powered machines. It's 95° approach angle is designed to allow straight boring to a shoulder as well as internal facing cuts.



| D | B | Type | CODE | ex GST | inc GST |
|----|----|------|-------|--------|---------|
| 8 | 10 | R/H | L020 | \$60 | \$66 |
| 10 | 12 | R/H | L0201 | \$60 | \$66 |

D = Bar Diameter, B = Min. Bore, R/H = Right Hand
◆ Inserts to suit (L060)

- STFC Style Positive Rake** suitable for low powered machines. It's 91° approach angle makes it suitable for general purpose straight boring.



| D | B | Type | CODE | ex GST | inc GST |
|----|----|------|------|--------|---------|
| 12 | 16 | R/H | L021 | \$60 | \$66.00 |
| 16 | 20 | R/H | L022 | \$65 | \$71.50 |
| 20 | 25 | R/H | L023 | \$75 | \$82.50 |

D = Bar Diameter, B = Min. Bore, R/H = Right Hand
▲ Inserts to suit (L062)

- MTUN Style Negative Rake** suitable for high powered machines and it's -5° rake angle makes it suitable for rapid metal removal. It's triangular shaped insert & 93° approach angle allows for straight boring to a shoulder as well as internal facing cuts.



| D | B | Type | CODE | ex GST | inc GST |
|----|----|------|-------|--------|---------|
| 20 | 25 | R/H | L0235 | \$130 | \$143 |
| 25 | 32 | R/H | L024 | \$150 | \$165 |

D = Bar Diameter, B = Min. Bore, R/H = Right Hand
▲ Inserts to suit (L064)

- MWLN Style Negative Rake** suitable for high powered machines and it's -5° rake angle makes it suitable for rapid metal removal. It's rhomboidal shaped insert & 95° approach angle allows for straight boring to a shoulder as well as internal facing cuts.



| D | B | Type | CODE | ex GST | inc GST |
|----|----|------|------|--------|---------|
| 20 | 25 | R/H | L415 | \$130 | \$143 |
| 25 | 32 | R/H | L416 | \$150 | \$165 |
| 32 | 40 | R/H | L417 | \$170 | \$187 |

D = Bar Diameter, B = Min. Bore, R/H = Right Hand
▲ Inserts to suit (L053)

Threading Tool Holders

- SER Style Negative Rake** available for Right Hand external threading applications. Holders are designed to take 16ER full form or partial profile inserts.



| Shank (WxH) | CH | Type | CODE | ex GST | inc GST |
|-------------|----|------|------|--------|---------|
| 12 x 12 | 12 | R/H | L031 | \$85 | \$93.50 |
| 16 x 16 | 16 | R/H | L032 | \$85 | \$93.50 |
| 20 x 20 | 20 | R/H | L033 | \$90 | \$99.00 |
| 25 x 25 | 25 | R/H | L034 | \$90 | \$99.00 |

R/H = Right Hand, L/H = Left Hand
▲ Inserts to suit (L055 & L056)

- SIR Style Negative Rake** available for Right Hand internal threading applications up to a shoulder. Holders are designed to take 16ER full form or partial profile inserts.



| D | B | Type | CODE | ex GST | inc GST |
|--------------|----|------|------|--------|---------|
| 16 (13 Step) | 15 | R/H | L036 | \$80 | \$88.00 |
| 16 | 20 | R/H | L037 | \$80 | \$88.00 |
| 20 | 24 | R/H | L038 | \$85 | \$93.50 |

D = Bar Diameter, B = Min. Bore, R/H = Right Hand
▲ Inserts to suit (L057 & L058)

Parting Blocks & Blades

- SBN Style** High quality manufactured parting blocks designed to accept industry standard parting blades. Its design allows for secure & even clamping of the blade to reduce vibration whilst parting or grooving.



| Centre Height | Suits Blade | CODE | ex GST | inc GST |
|---------------|-------------|-------|--------|----------|
| 12 | 26 | L027 | \$75 | \$82.50 |
| 16 | 26 | L028 | \$75 | \$82.50 |
| 20 | 26 | L029 | \$75 | \$82.50 |
| 20 | 32 | L029B | \$90 | \$99.00 |
| 25 | 32 | L030 | \$100 | \$110.00 |

- SGIH (Kennametal) Style** High quality manufactured parting blades with a unique fixed insert stop design which provides solid seating with every index. Clamping pressure is increased when cutting forces increases providing secure holding power














| BLADE SIZE | INSERTS TO SUIT | CODE | ex GST | inc GST |
|------------|-----------------|-------|--------|----------|
| 26 x 2 | L0512 | L468 | \$90 | \$99.00 |
| 26 x 3 | L0513 | L469 | \$90 | \$99.00 |
| 32 x 3 | L0513 | L4693 | \$100 | \$110.00 |



▲ Full list of inserts see page 63

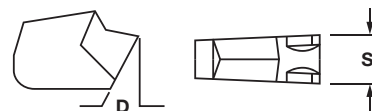
ISO Tungsten

KYOCERA
JAPANESE CARBIDE





| TURNING INSERTS - KYOCERA (Pack of 10) | | | | | | | | | | |
|---|----------------|--------|------|------|------|-----|------|--------|----------|----------|
| TYPE | GRADE | l | d | t | R | ØD1 | CODE | ex GST | inc GST | |
|  | CCMT 060204-GK | CA525 | 6.5 | 6.35 | 2.38 | 0.4 | 2.8 | L060 | \$90.00 | \$99.00 |
| | CCMT 9T304-GK | CA525 | 9.7 | 9.52 | 3.97 | 0.4 | 4.4 | L060A | \$130.00 | \$143.00 |
|  | TCMT 090204-HQ | CA525 | 9.0 | 5.56 | 2.38 | 0.4 | 2.8 | L0615 | \$85.00 | \$93.50 |
| | TCMT 110204-HQ | CA525 | 11.0 | 6.35 | 2.38 | 0.4 | 2.8 | L062 | \$85.00 | \$93.50 |
| | TCMT 16T304-HQ | CA525 | 16.5 | 9.35 | 3.97 | 0.4 | 4.1 | L054 | \$121.00 | \$133.10 |
|  | TPMR 110304 | CA525 | 11.0 | 6.35 | 3.18 | 0.4 | - | L061 | \$75.00 | \$82.50 |
| | TPMR 160308 | CA525 | 16.5 | 9.52 | 3.17 | 0.8 | - | L063 | \$135.00 | \$148.50 |
|  | TNMG 160404-HQ | CA515 | 16.5 | 9.52 | 4.76 | 0.4 | 3.81 | L0644 | \$115.00 | \$126.50 |
| | TNMG 160408-PS | CA525 | 16.5 | 9.52 | 4.76 | 0.8 | 3.81 | L064 | \$109.00 | \$119.90 |
| | TNMG 160408-MS | CA6525 | 16.5 | 9.52 | 4.76 | 0.8 | 3.81 | L0648 | \$115.00 | \$126.50 |
|  | CNMG 120408-PS | CA525 | 12.7 | 12.7 | 4.76 | 0.8 | 5.16 | L0602 | \$130.00 | \$143.00 |
|  | WNMG 080408-PS | CA525 | 8.7 | 12.7 | 4.76 | 0.8 | 5.16 | L053 | \$121.00 | \$133.10 |
| | WNMG 080404-HQ | CA515 | 8.7 | 12.7 | 4.76 | 0.4 | 5.16 | L0534 | \$121.00 | \$133.10 |
| | WNMG 080408-MS | CA6525 | 8.7 | 12.7 | 4.76 | 0.8 | 5.16 | L0538 | \$121.00 | \$133.10 |

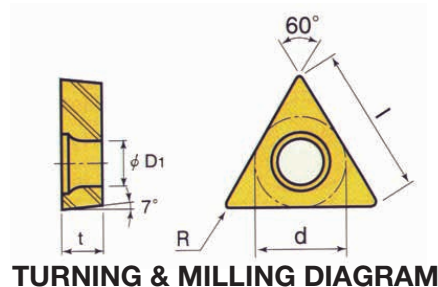
| THREADING INSERTS - HAFCO (Pack of 5) | | | | | | | | | | |
|--|------|------|------|----------|-------|-------|---------|---------|--|--|
| TYPE | L | s | d | PITCH | TPI | CODE | ex GST | inc GST | | |
|  11ERM 60° External | 11 | 3.18 | 6.35 | 0.5-1.75 | 48-14 | L0546 | \$50.00 | \$55.00 | | |
|  16ERM 55° External | 16.5 | 3.67 | 9.52 | ~ | 48-8 | L055 | \$54.00 | \$59.40 | | |
|  16ERM 60° External | 16.5 | 3.67 | 9.52 | 0.5-3.0 | 48-8 | L056 | \$54.00 | \$59.40 | | |
|  16IRM 55° Internal | 16.5 | 3.67 | 9.52 | ~ | 48-8 | L057 | \$54.00 | \$59.40 | | |
|  16IRM 60° Internal | 16 | 3.67 | 9.52 | 0.5-3.0 | 48-8 | L058 | \$54.00 | \$59.40 | | |

| PARTING INSERTS - KENAMETAL (Pack of 10) | | | | | | | | | | |
|---|-------|-----|--------|------|-------|----------|----------|--|--|--|
| TYPE | GRADE | s | RADIUS | D | CODE | ex GST | inc GST | | | |
|  A2022 N00CR02 | K5025 | 2.2 | 0.2 | 7.6° | L0512 | \$109.00 | \$119.90 | | | |
|  A2030 N00CR02 | K5025 | 3 | 0.2 | 7.6° | L0513 | \$109.00 | \$119.90 | | | |

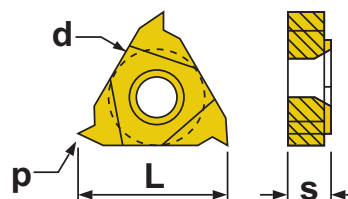


PARTING DIAGRAM

| MILLING INSERTS - KYOCERA & SUMITOMO (Pack of 10) | | | | | | | | | | |
|--|--------|------|-------|------|----------|------|----------|----------|--|--|
| TYPE | GRADE | l | d | t | R | CODE | ex GST | inc GST | | |
|  SEKT 1204-AFEN-S | PR1225 | 12.7 | 12.7 | 4.76 | 1.7 | L065 | \$180.00 | \$198.00 | | |
|  TPMN 160308 | PR660 | 16.5 | 9.925 | 3.18 | 0.8 | L066 | \$110.00 | \$121.00 | | |
|  TPKN 2204-PDTR | PR1225 | 22 | 12.7 | 4.76 | 1.6/0.7 | L069 | \$210.00 | \$231.00 | | |
|  APMT 103504PDER-H | ACZ330 | 11 | - | 4.76 | 1.69-0.8 | L059 | \$150.00 | \$165.00 | | |



TURNING & MILLING DIAGRAM



THREADING DIAGRAM

Grade Selections:

- CA525.....Rough to interruption cutting of steel. Good wear resistance (Coated)
- CA515.....High speed finishing of steel. Continuous to light interruption
- CA6525.....General cutting of stainless steel from finishing to roughing continuous to interruption cutting
- V122.....General purpose for finishing and medium roughing on steels, stainless steels and cast iron (Coated)
- V224.....For finishing & light roughing with high fracture toughness (Coated)
- V234.....For heavy machining, particular suitable when turning Austenitic stainless steels. Reduces build up on the cutting edge
Covers a range from P30-P40 (Coated)
- V134.....For heavy machining, particular suitable when turning Austenitic stainless steels. Reduces build up on the cutting edge
Covers a range from P25-P40 (Coated)
- S5K.....For severe applications at relatively low cutting speeds on plain carbon, alloy steels & stainless steels
- K5025.....Suitable for heavy machining, particular suitable when turning Austenitic stainless steels
- ACZ330.....For general purpose milling in steels and stainless steel. Covers a range from P10-P30 (PVD Coated)
- PR1225.....Superior wear and oxidation-resistant MEGA COAT on micro-grain carbide substrate.
Applications: General and high feed drilling and milling of steel and stainless steel
- PW30.....Features stable wear and chipping resistance for milling steel

Tools & Machine Accessories

Dead Centres

- Precision ground
- Carbide tipped



| TAPER | CODE | ex GST | inc GST |
|-------|------|-------------|---------|
| 2MT | C040 | \$18 | \$19.80 |
| 3MT | C041 | \$25 | \$27.50 |



Lathe Carrier - (Bent Tail)

- Manufactured from malleable iron
- Square head bolt clamp screw
- Baked enamel finish



| SIZE | TYPE | CODE | ex GST | inc GST |
|---------|-----------|------|-------------|---------|
| 22-38mm | Bent Tail | L081 | \$50 | \$55 |

Standard Live Centres

- Centre shaft manufactured from SKS3 steel and vacuum heat treated
- Precision ground
- Centre runs on taper roller bearing and needle roller bearing



| TAPER | POINT TYPE | CODE | ex GST | inc GST |
|-------|------------|------|--------------|---------|
| 2MT | Standard | C050 | \$70 | \$77 |
| 3MT | Standard | C052 | \$80 | \$88 |
| 4MT | Standard | C054 | \$100 | \$110 |

Pipe Centres

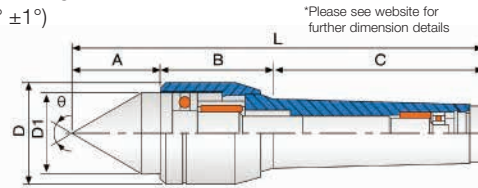
- The cone has a taper of 70°
- Manufactured from CR-MO steel
- Hardened and ground to HRC 60 ±1°



| TAPER | CONE DIAMETER | MAX RPM | LOAD | CODE | ex GST | inc GST |
|-------|---------------|---------|----------------|------|--------------|---------|
| 3MT | Ø25-106mm | 3000 | 500kg @ 100rpm | C045 | \$210 | \$231 |
| 4MT | Ø40-128mm | 2000 | 500kg @ 100rpm | C046 | \$250 | \$275 |
| 5MT | Ø45-156mm | 1900 | 800kg @ 100rpm | C047 | \$360 | \$396 |

Heavy Duty Live Centres & Live Centre Sets - Interchangeable Tips

- Toolmaster live centre are assembled with a thrust bearing, needle bearing & ball bearing
- Centre shaft & main body are made of bearing alloy steel & hardened to (HRC60° ±1°)
- Suitable for medium to high speed lathes with heavy loads
- Taiwanese quality



Standard Live Centre & Extended Point Centres

| TAPER | POINT TYPE | SPEED | LOAD | CODE | ex GST | inc GST |
|-------|------------|-----------------|----------------|------|--------------|---------|
| 3MT | Extended | 3500rpm @ 80kg | 400kg @ 100rpm | C057 | \$170 | \$187 |
| 4MT | Extended | 3000rpm @ 180kg | 600kg @ 70rpm | C059 | \$200 | \$220 |
| 5MT | Standard | 2000rpm @ 400kg | 1065kg @ 70rpm | C060 | \$350 | \$385 |

Live Centre Sets - Interchangeable Tips

| TAPER | SPEED | LOAD | CODE | ex GST | inc GST |
|-------|-----------------|----------------|-------|--------------|---------|
| 2MT | 5000rpm @ 40kg | 200kg @ 100rpm | C0625 | \$170 | \$187 |
| 3MT | 3500rpm @ 80kg | 400kg @ 100rpm | C0635 | \$200 | \$220 |
| 4MT | 3000rpm @ 180kg | 600kg @ 70rpm | C0645 | \$220 | \$242 |

Live Centres

- 60° point angle
- 300 series - Pipe series, compatible with optional pipe cones. See website for more details www.machineryhouse.com.au
- 500 series - Heavy duty range designed for high loads



500 Series

| MODEL | TAPER | POINT TYPE | MAX SPEED | MAX LOAD CAP. | WEIGHT kg | CODE | ex GST | inc GST |
|-------|-------|------------|-----------|---------------|-----------|------|----------------|---------|
| LC533 | 3MT | Standard | 4500rpm | 500 | 1.2 | C072 | \$450 | \$495 |
| LC544 | 4MT | Standard | 4000rpm | 1000 | 1.4 | C074 | \$570 | \$627 |
| LC555 | 5MT | Standard | 2500rpm | 4000 | 3.6 | C075 | \$740 | \$814 |
| LC566 | 6MT | Standard | 1800rpm | 7000 | 6.7 | C076 | \$1,660 | \$1,826 |

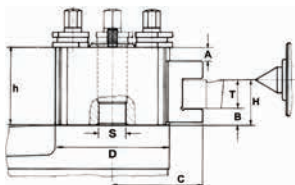

300 Series

| MODEL | TAPER | POINT TYPE | MAX SPEED | MAX LOAD CAP. | WEIGHT kg | CODE | ex GST | inc GST |
|-------|-------|------------|-----------|---------------|-----------|------|----------------|---------|
| LC333 | 4MT | Standard | 4500rpm | 500 | 1.2 | C079 | \$580 | \$638 |
| LC344 | 5MT | Standard | 4000rpm | 650 | 1.4 | C080 | \$850 | \$935 |
| LC355 | 6MT | Standard | 2500rpm | 3000 | 3.6 | C081 | \$1,670 | \$1,837 |

Tools & Machine Accessories

Quick Change Toolposts

- All bearing surfaces are precision ground to ensure rigidity
- Handy lathe accessory for tool rooms and general engineering shops
- Ease of operation cuts set-up time by 90%
- No shims are required to adjust tools to correct centre height
- Easily fitted to most centre lathes
- Includes tool holders to suit - please refer to table below
- Please Note: Some machining required to suit your lathe




Detailed drawings available

Quick Change Toolpost

| MODEL | CENTRE HEIGHT | A | B | C | D | h | H | S | T | No. of SIDES | No. of HOLDERS | WEIGHT kg | CODE | ex GST | inc GST |
|---------|---------------|----|----|-----|------|-------|-------|----------|----|--------------|----------------|-----------|------|--------|----------|
| QA-100 | 75-115 | 14 | 6 | 50 | 58 | 40 | 18-30 | 20 & 10 | 12 | 2 | 4 | 2.72 | L280 | \$180 | \$198.00 |
| QA-120 | 115-125 | 19 | 11 | 52 | 63.5 | 57.15 | 23 | 14 x 1.5 | 12 | 2 | 4 | 3.6 | L291 | \$160 | \$176.00 |
| QA-140 | 150-170 | 5 | 13 | 60 | 66 | 70 | 29-50 | 16 | 16 | 2 | 4 | 7.8 | L292 | \$190 | \$209.00 |
| QA-150 | 150-170 | 15 | 20 | 60 | 74 | 60 | 28-41 | 24 | 16 | 2 | 4 | 5.5 | L295 | \$600 | \$660.00 |
| "BR-BP" | 202 | 15 | 13 | 90 | 115 | 75 | 38-53 | 28 | 25 | 3 | 6 | 17.5 | L294 | \$690 | \$759.00 |
| "B" | 230 | 18 | 15 | 100 | 125 | 85 | 47-65 | 30 | 32 | 3 | 5 | 22 | L296 | \$700 | \$770.00 |
| "C" | 280 | 21 | 19 | 108 | 145 | 94 | 51-72 | 38 | 32 | 3 | 5 | 20 | L297 | \$870 | \$957.00 |

Additional Holders (Suits QA-140)





NOTE: HSS toolbits not supplied see page 60



| TYPE | CODE | ex GST | inc GST |
|----------|-------|--------|---------|
| Parting | L292B | \$40 | \$44.00 |
| Knurling | L292C | \$50 | \$55.00 |

Models:
A, BR-BP, B, C



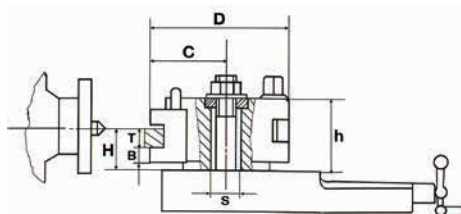
Additional Holders

| CODE | ex GST | inc GST |
|-------|--------|----------|
| L280A | \$45 | \$49.50 |
| L291A | \$40 | \$44.00 |
| L291B | \$55 | \$60.50 |
| L291C | \$65 | \$71.50 |
| L292A | \$45 | \$49.50 |
| L295A | \$80 | \$88.00 |
| L294A | \$90 | \$99.00 |
| L296A | \$95 | \$104.50 |
| L297A | \$100 | \$110.00 |

Quick Change Toolposts - 40 positions



- The system allows a repeat accuracy of 0.01mm with 40 possible angular positions of the tool holder
- Body and tool holder are both made of high quality steel which is hardened and ground
- Tool holder is clamped against the body by an eccentric bolt
- Supplied with 3 square tool holders and one vee tool



| MODEL | LATHE SWING | B | C | D | h | H | S | T | NO. OF HOLDERS | WEIGHT kg | CODE | ex GST | inc GST | ADDITIONAL HOLDERS | ex GST | inc GST |
|-------|-------------|----|--------|---------|-----|-------|----|----|----------------|-----------|-------|---------|------------|--------------------|----------|----------|
| B2 | 300-500 | 14 | 73 | 150 | 76 | 38-57 | 32 | 25 | 4 | 9.8 | L2994 | \$670 | \$737.00 | L2995 | \$150.00 | \$165.00 |
| C3 | 400-700 | 16 | 73-103 | 192-202 | 107 | 47-91 | 40 | 32 | 4 | 14.3 | L2996 | \$1,190 | \$1,309.00 | L2997 | \$180.00 | \$198.00 |

Vertical Mill Slide - Small

- 2 x 5mm T-slots
- 20mm locating spigot and bush
- Vertical movement: 40mm
- Base dimensions: 50 x 55mm



| TABLE SIZE | Vert Travel | CODE | ex GST | inc GST |
|------------|-------------|------|--------|---------|
| 50 x 90mm | 40mm | L276 | \$120 | \$132 |



Vertical Mill Slide

- Suits Lathes with 125mm or higher centre height
- Can be adapted to most bench lathes
- Vice size: 63mm



| TABLE SIZE | Vert Travel | CODE | ex GST | inc GST |
|-------------|-------------|------|--------|---------|
| 100 x 150mm | 80mm | L277 | \$130 | \$143 |



Machine Mounts

- Suitable for all machines to level & reduce vibration



| CAPACITY | SIZE | THREAD x LENGTH | CODE | ex GST | inc GST |
|----------|--------|-----------------|-------|--------|---------|
| 100kg | Ø85mm | M10 x 70mm | M001 | \$35 | \$38.50 |
| 250kg | Ø120mm | M12 x 85mm | M0015 | \$40 | \$44.00 |
| 500kg | Ø102mm | M16 x 90mm | M002 | \$90 | \$99.00 |


Rubber Floor Mat



910 x 910mm
10mm Thick

RFM-900

- Ideal for the workshop
- Clips together for desired size area needed



| CODE | ex GST | inc GST |
|------|--------|---------|
| M805 | \$29 | \$31.90 |

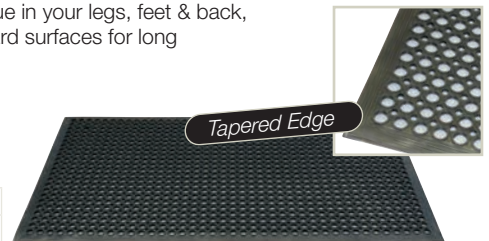
Rubber Floor Mat



1505 x 905mm
8mm Thick

RFM-1500

- Ideal to reduce fatigue in your legs, feet & back, while standing on hard surfaces for long periods of time



| CODE | ex GST | inc GST |
|------|--------|---------|
| M800 | \$40 | \$44 |

Leadscrew Cover Kits



LSGC-1000 & LSG Series

- Exposed rotating leadscrew shafts on lathes now can be guarded with these LSGC covers
- Suitable for bench & centre lathes
- Metal concertina covers resistant to swarf and shavings (LSGC-1000)
- Nylon material curtains resistant to swarf and shavings (LSG Series)
- Ease of installation - shafts do not need to be removed (LSG Series)
- Includes 1 set of standard brackets, that may require modification to suit your machine



Safety Chuck Guards

Lathe Chuck Guards

- Complete with mounting bracket, micro switch, and wiring for 12V or 24V
- Retro fits to all centre or bench lathes



| MODEL | SUITS Centre Height | SUITS 3-Jaw | SUITS 4-Jaw | CODE | ex GST | inc GST |
|-------|---------------------|-------------|-------------|------|--------|---------|
| LG-7 | 178mm | 160mm | 200mm | G610 | \$180 | \$198 |
| LG-8 | 203mm | 200mm | 250mm | G612 | \$230 | \$253 |
| LG-10 | 255mm | 315mm | 350mm | G614 | \$270 | \$297 |
| LG-13 | 330mm | 315mm | 400mm | G616 | \$290 | \$319 |

Mill/Drill Guard

- Universal guard can be fitted to drill or mill drill
- Complete with mounting bracket, micro switch & wiring to suit 12 or 24V



| MODEL | CODE | ex GST | inc GST |
|-------|------|--------|---------|
| MG-1 | G601 | \$65 | \$71.50 |

Turret Mill Guards

- Universal guards can be fitted to turret mill heads
- Complete with mounting bracket, micro switch & wiring to suit 12 or 24V



| MODEL | SUITS MILL HEAD | CODE | ex GST | inc GST |
|-------|---------------------|------|--------|---------|
| MG-3 | Belt Drive Head | G603 | \$290 | \$319 |
| MG-4 | Variable Speed Head | G605 | \$290 | \$319 |



LSGC-1000 KIT



LSG-1000, LSG-1500, LSG-2000, LSG-3000 KITS

| MODEL | SUITS Distance Between Centres | CODE | ex GST | inc GST |
|-----------|--------------------------------|------|--------|---------|
| LSGC-1000 | Up to 1000mm | G659 | \$690 | \$759 |

| MODEL | SUITS Distance Between Centres | CODE | ex GST | inc GST |
|----------|--------------------------------|------|---------|---------|
| LSG-1000 | Up to 1000mm | G660 | \$1,690 | \$1,859 |
| LSG-1500 | Up to 1500mm | G662 | \$1,950 | \$2,145 |
| LSG-2000 | Up to 2000mm | G664 | \$2,090 | \$2,299 |
| LSG-3000 | Up to 3000mm | G666 | \$2,490 | \$2,739 |

3-Jaw Self-Centring Lathe Chucks

- Manufactured from cast iron to ISO 9001-2000
- Standard accuracy



Standard Backplate Mount

| SIZE mm | BAR CAP. mm | RING CAP. mm | BORE mm | MAX. rpm | WEIGHT kgs | CODE | ex GST | inc GST |
|---------|-------------|--------------|---------|----------|------------|------|--------|---------|
| 80 | 2-22 | 22-63 | 16 | 4000 | 1.9 | C198 | \$110 | \$121 |
| 100 | 2-30 | 30-80 | 22 | 3500 | 3.3 | C200 | \$120 | \$132 |
| 125 | 2.5-40 | 38-110 | 30 | 3000 | 5.6 | C202 | \$140 | \$154 |
| 160 | 3-55 | 55-145 | 45 | 2500 | 9 | C203 | \$170 | \$187 |
| 200 | 4-85 | 65-200 | 65 | 2000 | 16 | C205 | \$230 | \$253 |
| 250 | 6-110 | 90-250 | 80 | 1600 | 26.6 | C206 | \$300 | \$330 |
| 320 | 11.5-145 | 110-340 | 100 | 1200 | 52.3 | C208 | \$630 | \$693 |
| 400 | 15-210 | 120-400 | 145 | 1000 | 82 | C210 | \$990 | \$1,089 |

Camlock Direct Mount

| SIZE mm | BAR CAP. mm | RING CAP. mm | BORE mm | MAX. rpm | WEIGHT kgs | MOUNT | CODE | ex GST | inc GST |
|---------|-------------|--------------|---------|----------|------------|-------|-------|---------|---------|
| 160 | 3-55 | 55-145 | 40 | 2500 | 9 | D1-4 | C260 | \$290 | \$319 |
| 200 | 4-85 | 65-200 | 50 | 2000 | 16 | D1-4 | C262 | \$390 | \$429 |
| 200 | 4-85 | 65-200 | 50 | 2000 | 15 | D1-5 | C2625 | \$420 | \$462 |
| 250 | 6-110 | 90-250 | 80 | 1600 | 24 | D1-6 | C263 | \$460 | \$506 |
| 250 | 6-110 | 90-250 | 80 | 1600 | 24 | D1-8 | C264 | \$500 | \$550 |
| 315 | 11.5-165 | 110-320 | 100 | 1200 | 46 | D1-8 | C269 | \$950 | \$1,045 |
| 400 | 11.5-210 | 110-400 | 130 | 1000 | 82 | D1-8 | C2695 | \$1,350 | \$1,485 |
| 400 | 11.5-210 | 110-400 | 135 | 1000 | 82 | D1-11 | C270 | \$1,350 | \$1,485 |
| 500 | 11.5-210 | 150-500 | 190 | 800 | 137 | D1-11 | C2706 | \$2,090 | \$2,299 |

Front Mounting Backplate Mount - Ideal for rotary tables

| SIZE mm | BAR CAP. mm | RING CAP. mm | PITCH Ø mm | BORE mm | MAX. rpm | WEIGHT kgs | CODE | ex GST | inc GST |
|---------|-------------|--------------|------------|---------|----------|------------|-------|--------|---------|
| 130 | 3-40 | 40-130 | 115 | 30 | 3800 | 6 | C280 | \$180 | \$198 |
| 160 | 3-55 | 55-145 | 142 | 45 | 2500 | 8.9 | C2806 | \$210 | \$231 |
| 200 | 4-85 | 65-200 | 180 | 65 | 2000 | 15 | C281 | \$270 | \$297 |

3-Jaw Lathe Chucks

High Precision Self-Centering

Auto Strong are one of the world's leading manufacturers of lathe chucks. The SK Series are manufactured in Taiwan with a high precision gripping accuracy of 0.03mm and with a Meehanite casting body they are suitable for high-speed applications

- 3 Jaw self centering lathe chuck
- High precision gripping accuracy of 0.03mm (0.0012") T.I.R
- 2 Piece hard jaws could be used as internal jaws and external jaws
- Meehanite chuck body suitable for high speed (Max. 2000rpm)
- Plain back suitable for front or rear back plate mounting
- Optional bolt on soft jaws are available



C7003



Backplate Mount

| SIZE mm | BORE Ø mm | MOUNTING TYPE | GRIPPING RANGE OD mm | GRIPPING RANGE ID mm | MAX. SPEED rpm | WEIGHT kgs | CODE | ex GST | inc GST |
|---------|-----------|---------------|----------------------|----------------------|----------------|------------|-------|---------|---------|
| 167 | 45 | Back Plate | 4 - 160 | 55 - 150 | 2000 | 9 | C7003 | \$630 | \$693 |
| 200 | 58 | Back Plate | 8 - 190 | 68 - 180 | 2000 | 16 | C7005 | \$790 | \$869 |
| 232 | 70 | Back Plate | 11 - 220 | 70 - 210 | 2000 | 24 | C7006 | \$930 | \$1,023 |
| 273 | 89 | Back Plate | 12 - 260 | 80 - 250 | 1800 | 32 | C7007 | \$1,250 | \$1,375 |
| 310 | 105 | Back Plate | 15 - 300 | 90 - 290 | 1800 | 46 | C7008 | \$1,750 | \$1,925 |



4-Jaw Lathe Chucks



C724

Self Centring Chucks Backplate Mount

| SIZE mm | BORE mm | WEIGHT kgs | CODE | ex GST | inc GST |
|---------|---------|------------|------|--------|---------|
| 100 | 22 | 3 | C721 | \$170 | \$187 |
| 125 | 30 | 5.1 | C722 | \$190 | \$209 |
| 160 | 45 | 8.7 | C723 | \$250 | \$275 |
| 200 | 65 | 17 | C724 | \$340 | \$374 |

Independent Chucks Backplate Mount



C232

C250

| SIZE mm | BORE mm | WEIGHT kgs | CODE | ex GST | inc GST |
|---------|---------|------------|-------|---------|---------|
| 100 | 25 | 3.2 | C230 | \$120 | \$132 |
| 125 | 30 | 5.1 | C232 | \$130 | \$143 |
| 160 | 55 | 9.2 | C250 | \$160 | \$176 |
| 200 | 70 | 15 | C251 | \$230 | \$253 |
| 250 | 100 | 23 | C255 | \$300 | \$330 |
| 320 | 115 | 40 | C257 | \$450 | \$495 |
| 400 | 125 | 55 | C258 | \$630 | \$693 |
| 500 | 170 | 102 | C259 | \$990 | \$1,089 |
| 630 | 180 | 159 | C259A | \$1,650 | \$1,815 |

Independent Chucks Camlock Mount



C273

| SIZE mm | BORE mm | WEIGHT kgs | MOUNT | CODE | ex GST | inc GST |
|---------|---------|------------|-------|-------|---------|---------|
| 200 | 56 | 15 | D1-4 | C252 | \$290 | \$319 |
| 200 | 56 | 17.5 | D1-5 | C253 | \$300 | \$330 |
| 250 | 75 | 23 | D1-6 | C256 | \$410 | \$451 |
| 320 | 95 | 40.5 | D1-8 | C256A | \$560 | \$616 |
| 400 | 125 | 78 | D1-8 | C273 | \$820 | \$902 |
| 500 | 160 | 124 | D1-11 | C274 | \$1,190 | \$1,309 |
| 630 | 180 | 216 | D1-11 | C275 | \$2,090 | \$2,299 |

Soft Jaw Sets



- Tongue & groove soft jaws to suit Auto Strong Lathe chucks
- Manufactured from S45C steel



C7017

| Suits Chuck Size | CODE | ex GST | inc GST |
|------------------|-------|--------|---------|
| SK-6 | C7017 | \$80 | \$88 |
| SK-8 | C7019 | \$90 | \$99 |
| SK-9 & SK-10 | C7021 | \$100 | \$110 |
| SK-12 | C7022 | \$220 | \$242 |

Tools & Machine Accessories

Jobber Drill Set

- 170 pieces 1-10mm
- 10 drills each size up to 8mm then 5 per size
- HSS precision ground flutes - 135° point

| CODE | ex GST | inc GST |
|------|--------------|--------------|
| D126 | \$180 | \$198 |



Reduced Shank Drill Set



- 8 Piece Set
- Standard 118° point
- HSS, suitable for metal, wood or plastics



| SHANK | RANGE | CODE | ex GST | inc GST |
|-------|---------|------|-------------|-------------|
| 13mm | 13-25mm | D117 | \$90 | \$99 |

Industrial Drill Sets

- Precision ground flutes, HSS M2 bright finish,
- 135° split point centre for toolrooms (D1272 & D1282)



| PIECE | TYPE | RANGE | INCREMENTS | CODE | ex GST | inc GST |
|-------|----------|-----------|------------|-------|--------------|-----------------|
| 51 | Metric | 1-6mm | 0.1mm | D1285 | \$120 | \$132.00 |
| 25 | Metric | 1-13mm | 0.5mm | D1272 | \$95 | \$104.50 |
| 29 | Imperial | 1/16-1/2" | 1/64" | D1282 | \$110 | \$121.00 |

Reduced Shank Drill Sets

- 8 Piece
- Industrial quality HSS M2 grade 100% flute length, bright finish, 118° point angle



| SHANK | RANGE | CODE | ex GST | inc GST |
|-------|---------|-------|--------------|--------------|
| 13mm | 13-25mm | D1171 | \$160 | \$176 |
| 1/2" | 9/16-1" | D1181 | \$190 | \$209 |

Precision Drill Sets

- Made from M2 High Speed Steel (HSS) offering the best combination of strength, heat & wear resistance.
- Bright finish for general purpose applications



| PIECE | TYPE | RANGE | INCREMENTS | CODE | ex GST | inc GST |
|-------|----------|-----------|------------|------|--------------|--------------|
| 25 | Metric | 1-13mm | 0.5mm | D123 | \$200 | \$220 |
| 29 | Imperial | 1/16-1/2" | 1/64" | D125 | \$200 | \$220 |

Morse Taper Shank Drill Set - 10 piece

- 2MT shank, HSS
- 14.5, 15, 16, 17, 18, 19, 20, 21, 22, & 23mm



| CODE | ex GST | inc GST |
|------|--------------|--------------|
| D119 | \$150 | \$165 |



SW10 Spot Weld Drill Bit

- Ø10mm double ended cutter
- Hexagonal drive shank - 7mm
- Retractable centre point
- AF Quality alloy steel cutter



| CODE | ex GST | inc GST |
|------|-------------|----------------|
| D099 | \$22 | \$24.20 |

Industrial Morse Taper Shank Drill Set

- 10 Piece
- 2MT shank, 100% HSS M2 grade flute length
- 14.5, 15, 16, 17, 18, 19, 20, 21, 22, & 23mm



| CODE | ex GST | inc GST |
|------|--------------|--------------|
| D122 | \$220 | \$242 |



Industrial Jobber Drill Packs

- Industrial M2 grade high speed steel
- Ground flute & split point
- 135° ground drill point



| Ø (mm) | Qty | CODE | ex GST | inc GST |
|--------|-----|-------|-------------|----------------|
| 1.0 | 10 | D8150 | \$10 | \$11.00 |
| 1.5 | 10 | D8151 | \$10 | \$11.00 |
| 2.0 | 10 | D8152 | \$10 | \$11.00 |
| 2.5 | 10 | D8153 | \$10 | \$11.00 |
| 3.0 | 10 | D8154 | \$15 | \$16.50 |
| 3.5 | 10 | D8155 | \$18 | \$19.80 |
| 4.0 | 10 | D8156 | \$18 | \$19.80 |
| 4.5 | 10 | D8157 | \$20 | \$22.00 |
| 5.0 | 10 | D8158 | \$24 | \$26.40 |
| 5.5 | 10 | D8159 | \$28 | \$30.80 |
| 6.0 | 10 | D8160 | \$32 | \$35.20 |
| 6.5 | 10 | D8161 | \$36 | \$39.60 |
| 7.0 | 10 | D8162 | \$40 | \$44.00 |
| 7.5 | 10 | D8163 | \$42 | \$46.20 |
| 8.0 | 5 | D8164 | \$25 | \$27.50 |
| 8.5 | 5 | D8165 | \$27 | \$29.70 |
| 9.0 | 5 | D8166 | \$35 | \$38.50 |
| 9.5 | 5 | D8167 | \$35 | \$38.50 |
| 10.0 | 5 | D8168 | \$40 | \$44.00 |
| 10.5 | 5 | D8169 | \$40 | \$44.00 |
| 11.0 | 5 | D8170 | \$45 | \$49.50 |
| 11.5 | 5 | D8171 | \$45 | \$49.50 |
| 12.0 | 5 | D8172 | \$50 | \$55.00 |
| 12.5 | 5 | D8173 | \$50 | \$55.00 |

Morse Taper Shank Drills - HSS



| Ø (mm) | TAPER | CODE | ex GST | inc GST | Ø (mm) | TAPER | CODE | ex GST | inc GST |
|--------|-------|------|-------------|----------------|--------|-------|------|--------------|-----------------|
| 12.5 | 1MT | D300 | \$15 | \$16.50 | 26.0 | 3MT | D327 | \$52 | \$57.20 |
| 13.0 | 1MT | D301 | \$17 | \$18.70 | 26.5 | 3MT | D328 | \$52 | \$57.20 |
| 13.5 | 1MT | D302 | \$17 | \$18.70 | 27.0 | 3MT | D329 | \$55 | \$60.50 |
| 14.0 | 1MT | D303 | \$20 | \$22.00 | 27.5 | 3MT | D330 | \$55 | \$60.50 |
| 14.5 | 2MT | D304 | \$20 | \$22.00 | 28.0 | 3MT | D331 | \$57 | \$62.70 |
| 15.0 | 2MT | D305 | \$20 | \$22.00 | 28.5 | 3MT | D332 | \$57 | \$62.70 |
| 15.5 | 2MT | D306 | \$20 | \$22.00 | 29.0 | 3MT | D333 | \$65 | \$71.50 |
| 16.0 | 2MT | D307 | \$20 | \$22.00 | 29.5 | 3MT | D334 | \$69 | \$75.90 |
| 16.5 | 2MT | D308 | \$22 | \$24.20 | 30.0 | 3MT | D335 | \$75 | \$82.50 |
| 17.0 | 2MT | D309 | \$22 | \$24.20 | 30.5 | 3MT | D336 | \$75 | \$82.50 |
| 17.5 | 2MT | D310 | \$24 | \$26.40 | 31.0 | 3MT | D337 | \$85 | \$93.50 |
| 18.0 | 2MT | D311 | \$26 | \$28.60 | 31.5 | 3MT | D338 | \$85 | \$93.50 |
| 18.5 | 2MT | D312 | \$26 | \$28.60 | 32.0 | 4MT | D339 | \$95 | \$104.50 |
| 19.0 | 2MT | D313 | \$26 | \$28.60 | 32.5 | 4MT | D340 | \$100 | \$110.00 |
| 19.5 | 2MT | D314 | \$26 | \$28.60 | 33.0 | 4MT | D341 | \$100 | \$110.00 |
| 20.0 | 2MT | D315 | \$29 | \$31.90 | 33.5 | 4MT | D342 | \$108 | \$118.80 |
| 20.5 | 2MT | D316 | \$29 | \$31.90 | 34.0 | 4MT | D343 | \$108 | \$118.80 |
| 21.0 | 2MT | D317 | \$34 | \$37.40 | 34.5 | 4MT | D344 | \$112 | \$123.20 |
| 21.5 | 2MT | D318 | \$34 | \$37.40 | 35.0 | 4MT | D345 | \$114 | \$125.40 |
| 22.0 | 2MT | D319 | \$36 | \$39.60 | 36.0 | 4MT | D347 | \$118 | \$129.80 |
| 22.5 | 2MT | D320 | \$36 | \$39.60 | 37.0 | 4MT | D349 | \$130 | \$143.00 |
| 23.0 | 2MT | D321 | \$40 | \$44.00 | 38.0 | 4MT | D352 | \$135 | \$148.50 |
| 23.5 | 3MT | D322 | \$45 | \$49.50 | 40.0 | 4MT | D358 | \$140 | \$154.00 |
| 24.0 | 3MT | D323 | \$45 | \$49.50 | 42.0 | 4MT | D362 | \$150 | \$165.00 |
| 24.5 | 3MT | D324 | \$45 | \$49.50 | 45.0 | 4MT | D368 | \$195 | \$214.50 |
| 25.0 | 3MT | D325 | \$48 | \$52.80 | 50.0 | 4MT | D378 | \$242 | \$266.20 |
| 25.5 | 3MT | D326 | \$48 | \$52.80 | 52.0 | 5MT | D381 | \$290 | \$319.00 |

Tools & Machine Accessories

Drill Chucks - Keyed Heavy Duty

| CAPACITY | TAPER | CODE | ex GST | inc GST |
|----------|-------|------|-------------|----------------|
| 0.5-13mm | JT6 | C289 | \$65 | \$71.50 |
| 0.5-16mm | JT3 | C290 | \$80 | \$88.00 |



Includes: chuck key

Spare Chuck Keys To Suit:

| | | | |
|------------------|-------|-------------|----------------|
| Suits 13mm Chuck | C289A | \$9 | \$9.90 |
| Suits 16mm Chuck | C290A | \$10 | \$11.00 |

Drill Chuck - Keyless with Lock

- Knurled body with superior drill gripping
- Superior gripping - Self tightening feature
- Positive locking prevents loosening

| CAPACITY | TAPER | CODE | ex GST | inc GST |
|----------|-------|------|-------------|-------------|
| 1-13mm | JT6 | C299 | \$90 | \$99 |



Drill Chucks - Keyless Industrial - Heavy Duty

- Knurled body with superior drill gripping

| CAPACITY | TAPER | CODE | ex GST | inc GST |
|----------|-------|------|--------------|-----------------|
| 0.3-13mm | JT6 | C292 | \$100 | \$110.00 |
| 3-16mm | JT3 | C294 | \$125 | \$137.50 |



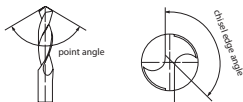
C Spanners To Suit:

| | | | |
|------------|-------|-------------|----------------|
| Suits 13mm | C2921 | \$13 | \$14.30 |
| Suits 16mm | C2941 | \$13 | \$14.30 |



EDBD-13 Drill Sharpener

- Tough plastic construction
- Single chuck holding system
- Sharpens metric and imperial drill bits
- CBN wheel provides superior grind finish
- Grinds two flute drills of unlimited length
- Capable of split point sharpening
- 118° fixed drill point
- 80W, 240V motor



| MODEL | CAPACITY | WEIGHT | CODE | ex GST | inc GST |
|---------|--------------------|--------|------|-------------|-------------|
| EDBD-13 | 3-13mm - 1/8"-1/2" | 5kg | D070 | \$90 | \$99 |



Watch Video

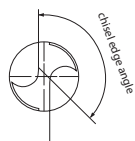
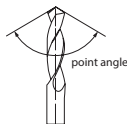
Spare Grinding Wheel

| WHEEL TYPE | DRILL BIT TYPE | SUITS | CODE | ex GST | inc GST |
|------------|----------------|---------|-------|-------------|----------------|
| CBN | HSS | EDBD-13 | D0705 | \$22 | \$24.20 |

Precision Drill Sharpeners

PP-13C & PP-26

- Steel metal construction
- ER20 collet set 3 - 13mm (PP-13C)
- ER40 collet set 13 - 26mm (PP-26)
- CBN grinding wheel for HSS
- Can sharpen metric and imperial drill bits
- Precision grinding results with diamond wheel
- Grinds two flute drills of unlimited length
- Chisel point and split point operations
- Angles from 90-135°
- 180W, 240V motor (PP-13C), 450W, 240V motor (PP-26)



Drill Setting Gauge



Sharpening the Drill Bit



Grinding Split Point



Collet Set Storage

Spare Grinding Wheels

| WHEEL TYPE | DRILL BIT TYPE | SUITS | CODE | ex GST | inc GST |
|------------|----------------|--------|-------|--------------|--------------|
| CBN | HSS | PP-13C | D1115 | \$140 | \$154 |
| SDC | Carbide | PP-13C | D1116 | \$140 | \$154 |
| CBN | HSS | PP-26 | D1125 | \$200 | \$220 |
| SDC | Carbide | PP-26 | D1126 | \$200 | \$220 |

Morse Taper Drill Chuck Arbors Hardened & Ground

| CAPACITY | CODE | ex GST | inc GST |
|-----------|-------|-------------|----------------|
| 2MT x JT6 | D442 | \$16 | \$17.60 |
| 2MT x JT3 | D442A | \$16 | \$17.60 |
| 3MT x JT6 | D443 | \$20 | \$22.00 |
| 3MT x JT3 | D443A | \$20 | \$22.00 |
| 4MT x JT6 | D454 | \$30 | \$33.00 |
| 4MT x JT3 | D454A | \$30 | \$33.00 |
| 4MT x JT4 | D456 | \$30 | \$33.00 |



Milling Drill Chuck Arbors Hardened & Ground

| CAPACITY | Draw Bar | CODE | ex GST | inc GST |
|------------|-----------|-------|--------------|-----------------|
| 3MT x JT6 | 1/2" BSW | D4436 | \$32 | \$35.20 |
| 3MT x JT3 | 1/2" BSW | D4433 | \$32 | \$35.20 |
| R8 x JT6 | 7/16" UNF | D444 | \$45 | \$49.50 |
| R8 x JT3 | 7/16" UNF | D445 | \$45 | \$49.50 |
| NT30 x JT6 | M12 | D450 | \$70 | \$77.00 |
| NT30 x JT3 | M12 | D451 | \$70 | \$77.00 |
| NT40 x JT6 | M16 | D446 | \$100 | \$110.00 |
| NT40 x JT3 | M16 | D448 | \$100 | \$110.00 |



Morse Taper Sleeves Hardened & Ground

| CAPACITY | CODE | ex GST | inc GST |
|-----------|------|-------------|----------------|
| 2MT x 1MT | D420 | \$12 | \$13.20 |
| 3MT x 2MT | D422 | \$18 | \$19.80 |
| 4MT x 2MT | D423 | \$25 | \$27.50 |
| 4MT x 3MT | D424 | \$25 | \$27.50 |
| 5MT x 4MT | D425 | \$60 | \$66.00 |



Extension

| SIZE | OUTSIDE TAPER | INSIDE TAPER | CODE | ex GST | inc GST |
|------|---------------|--------------|------|-------------|----------------|
| 2-2 | 2MT | 2MT | D400 | \$35 | \$38.50 |
| 2-3 | 2MT | 3MT | D401 | \$40 | \$44.00 |
| 3-3 | 3MT | 3MT | D402 | \$45 | \$49.50 |
| 3-4 | 3MT | 4MT | D403 | \$54 | \$59.40 |



Drill Drifts Hardened & Black Oxidised

| CAPACITY | LENGTH | CODE | ex GST | inc GST |
|-----------|--------|------|-------------|----------------|
| 2MT x 3MT | 140mm | D415 | \$10 | \$11.00 |
| 3MT x 4MT | 155mm | D416 | \$14 | \$15.40 |
| 4MT x 5MT | 170mm | D417 | \$20 | \$22.00 |



Tools & Machine Accessories

Drill & Tap Set 29 Piece Metric Set HSS

- M3, M4, M5, M6, M8, M10 & M12 taps (3 taps per size)
- Includes drill to suit each size tap



| CODE | ex GST | inc GST |
|------|--------|---------|
| T019 | \$90 | \$99 |



Combination Drill & Tap Set

- Drill & tap in one operation
- High speed steel M2 bright finish
- Hex Shank
- M3, M4, M5, M6, M8, M10mm
- Includes Hex snap-on for hand drill
- Capacity: 3.2mm sheetmetal




| CODE | ex GST | inc GST |
|-------|--------|---------|
| T0191 | \$60 | \$66 |



Tap & Die Sets

32 Piece Metric Sets

- M3, M4, M5, M6, M8, M10 & M12 taps & button dies (3 taps per size)
- Includes button die wrench, tap wrench, screw pitch gauge & screwdriver



| TYPE | RANGE | MATERIAL | USE | CODE | ex GST | inc GST |
|--------|--------|------------------|------------|------|--------|----------|
| Metric | M3-M12 | Alloy Steel | General | T012 | \$65 | \$71.50 |
| Metric | M3-M12 | High Speed Steel | Industrial | T013 | \$130 | \$143.00 |

HSS - Button Dies

- High Speed Steel
- Precision ground thread




| Metric - Button Dies | | | | |
|----------------------|------|------|---------|---------|
| SIZE (mm) | DIA. | CODE | ex GST | inc GST |
| M3 x 0.5 | 1" | T903 | \$12.00 | \$13.20 |
| M4 x 0.7 | 1" | T904 | \$12.00 | \$13.20 |
| M5 x 0.8 | 1" | T905 | \$12.00 | \$13.20 |
| M6 x 1.0 | 1" | T906 | \$12.00 | \$13.20 |
| M8 x 1.25 | 1" | T908 | \$12.00 | \$13.20 |

| Metric - Button Dies | | | | |
|----------------------|--------|------|---------|---------|
| SIZE (mm) | DIA. | CODE | ex GST | inc GST |
| M10 x 1.5 | 1-1/2" | T910 | \$20.00 | \$22.00 |
| M12 x 1.75 | 1-1/2" | T912 | \$20.00 | \$22.00 |
| M16 x 2.0 | 1-1/2" | T916 | \$20.00 | \$22.00 |
| M20 x 2.5 | 1-1/2" | T920 | \$20.00 | \$22.00 |

Magnetic Base Tap Wrench

- Quick release tapping chuck
- Magnetic base with on/off switch
- Guide bar provides precise tapping



| MODEL | CAPACITY | CODE | ex GST | inc GST |
|---------|----------|-------|--------|---------|
| MTP-150 | M3 - M12 | T0119 | \$270 | \$297 |



45 Piece Sets - Alloy Steel Metric (T014)

- 20 taps & 20 dies from M6-M24 in coarse & fine



T014 & T015

Imperial (T015)

- 20 taps & 20 dies from 1/4"-1" in UNC & UNF



45 Piece Set - HSS Metric (T016)

- 20 taps & 20 dies from M6-M24 in coarse & fine



T016

| TYPE | RANGE | THREAD TYPE | MATERIAL | CODE | ex GST | inc GST |
|----------|---------|---------------|------------------|------|--------|---------|
| Metric | M6-M24 | Coarse & Fine | Alloy Steel | T014 | \$180 | \$198 |
| Imperial | 1/4"-1" | UNC & UNF | Alloy Steel | T015 | \$180 | \$198 |
| Metric | M6-M24 | Coarse & Fine | High Speed Steel | T016 | \$560 | \$616 |

Tap Wrenches

- Hardened jaws
- Adjustable tap wrench
- Forged steel




| SIZE | CODE | ex GST | inc GST |
|----------|------|--------|---------|
| M1 - M8 | T863 | \$12 | \$13.20 |
| M5 - M16 | T011 | \$25 | \$27.50 |
| M9 - M27 | T866 | \$40 | \$44.00 |



Ratchet Tap Wrenches

- Forward/reverse operation & lock
- Designed for use with taps, reamers, screw extractors & other square shank tools



| SIZE | CODE | ex GST | inc GST |
|----------|------|---------|---------|
| M3 - M10 | T860 | \$16.50 | \$18.15 |
| M5 - M12 | T861 | \$22.00 | \$24.20 |



Button Die Holders



| DIE (OD) | CODE | ex GST | inc GST |
|----------|------|--------|---------|
| 1" | T951 | \$12 | \$13.20 |
| 1-1/2" | T952 | \$22 | \$24.20 |



Tools & Machine Accessories

Reversible Tapping Chucks

- Suitable for all drilling and milling machines for small production runs
- Cushioned drive prevents thread distortion and cross threading



Units (mm)

| MODEL | TAPPING | TAPER | WEIGHT kg | CODE | ex GST | inc GST |
|--------|----------|-------|-----------|------|--------|---------|
| K2-2MT | M5 - M10 | 2MT | 1.6 | T002 | \$190 | \$209 |
| K3-3MT | M6 - M14 | 3MT | 3.2 | T003 | \$250 | \$275 |

Reversible Tapping Chuck With Clutch

- Pre-select torque drive settings
- 5 ~ 75Nm torque (T004), 12 ~ 110Nm torque (T005)
- 2 x rubber flex collets
- 3MT & 4MT arbors
- Includes 2 x spanners & 2 x allen keys



| RANGE | TAPER | WEIGHT kg | CODE | ex GST | inc GST |
|--------|---------|-----------|------|--------|---------|
| M5-M12 | 3 & 4MT | 4.2 | T004 | \$400 | \$440 |
| M8-M20 | 3 & 4MT | 6.8 | T005 | \$450 | \$495 |

Thread Repair Set

- Universal kit for the repair of damaged and stripped threads
- Each size consists of:
 - 1 insert handle
 - 1 piece fully ground drill
 - 1 piece DIN352 HSS tap
 - Stainless steel threading inserts



Fixed Tapping Chucks

- One piece solid design
- Positive clamping of the square section of the tap
- Adjustable spring collet to suit all sizes in the range



| SHANK | BODY Ø | CAPACITY | CODE | ex GST | inc GST |
|-------|--------|----------|-------|--------|---------|
| 3MT | 50mm | M8-M18 | T004B | \$150 | \$165 |
| 4MT | 50mm | M8-M18 | T005B | \$160 | \$176 |

Thread Restorer Tap & Die Kits

- Hex shaped for use with a socket
- Tempered steel for strength & durability



| MODEL | SIZE (Fine & Coarse Threads) | PCS | CODE | ex GST | inc GST |
|-------|--------------------------------|-----|------|--------|---------|
| 2581 | 1/4" - 5/8" | 26 | T116 | \$170 | \$187 |
| 2584 | M6 - M12 | 15 | T115 | \$160 | \$176 |
| 971 | M6 - M14 & 1/4" - 5/8" UNF/UNC | 48 | T117 | \$340 | \$374 |

Thread Restorer Files

- Restore external threads, any diameter, right or left hand



| THREAD FILE SIZE | CODE | ex GST | inc GST |
|--|------|--------|---------|
| 0.75, 1.00, 1.25, 1.50, 1.75, 2.00, 2.50, 3.00mm | T119 | \$50 | \$55 |
| 11, 12, 13, 14, 16, 18, 20, 24TPI | T120 | \$50 | \$55 |

Screw Extractor Set - 10pce

- Thread extractor range 3/16"-5/8" (M5-M16)
- Stamped with the drill size to be used with extractor
- Drill size required: 1/8", 5/32", 3/16", 7/32", 1/4", 9/32", 5/16", 11/32", 3/8", 13/32"



| CODE | ex GST | inc GST |
|------|--------|---------|
| T870 | \$27 | \$29.70 |

RNB40 Nut & Blind Riveter - 130 Piece Set

- Suitable for aluminium, steel & stainless steel rivets & rivet nuts
- Aluminium rivet nut inserts: M5, M6, M8, M10 (10 of each size)
- Blind aluminium rivets: Ø3.2, Ø4.0, Ø4.8, Ø6.4mm (20 of each size)
- 4 x rivet nut mandrels M5, M6, M8 & M10
- 4 x blind rivet mandrels 3.2, 4, 4.8 & 6.4mm
- Mandrel spanner & blow mould case



| CODE | ex GST | inc GST |
|------|--------|---------|
| N001 | \$100 | \$110 |

ATR-10RN Air Nut Riveter Kit

- 6 mandrels (M3, M4, M5, M6, M8 and M10)
- 2-10mm pull stroke
- 1650kgf traction power
- 1/4" male high-flow adaptor & mandrel spanners
- Suitable for automotive, metal fabrication, industrial machinery, farm equipment, electronics, marine and many more
- Inserts rivet nuts onto thin sheet metal that's too thin for thread tapping allowing fasteners to be utilized



| CODE | ex GST | inc GST |
|-------|--------|---------|
| A0450 | \$360 | \$396 |

Nut Rivets Packs

- Steel zinc coated or aluminium
- Suits RNB40 nut riveter & ATR-10RN air nut riveter
- Qty 50 per pack



| CODE | THREAD | TYPE | ex GST | inc GST |
|------|-------------|-------|--------|---------|
| N003 | M3 x 0.5mm | Steel | \$10 | \$11.00 |
| N004 | M4 x 0.7mm | Steel | \$11 | \$12.10 |
| N005 | M5 x 0.8mm | Steel | \$12 | \$13.20 |
| N006 | M6 x 1.0mm | Steel | \$14 | \$15.40 |
| N008 | M8 x 1.25mm | Steel | \$18 | \$19.80 |
| N010 | M10 x 1.5mm | Steel | \$25 | \$27.50 |

| CODE | THREAD | TYPE | ex GST | inc GST |
|------|-------------|-----------|--------|---------|
| N013 | M3 x 0.5mm | Aluminium | \$10 | \$11.00 |
| N014 | M4 x 0.7mm | Aluminium | \$11 | \$12.10 |
| N015 | M5 x 0.8mm | Aluminium | \$12 | \$13.20 |
| N016 | M6 x 1.0mm | Aluminium | \$14 | \$15.40 |
| N018 | M8 x 1.25mm | Aluminium | \$18 | \$19.80 |
| N020 | M10 x 1.5mm | Aluminium | \$25 | \$27.50 |

Tools & Machine Accessories

Hand Tap Sets - 3 Piece

- M35 High speed steel with 5% cobalt
- TiCN Coating for increased wear resistance
- Precision ground thread
- ISO 529 Standard



Straight Flute

| SIZE (mm) | PITCH (mm) | TYPE | CODE | ex GST | inc GST |
|-----------|------------|------------|-------|--------|----------|
| M3 | 0.5 | Coarse | T8200 | \$29 | \$31.90 |
| M4 x 0.7 | 0.7 | Coarse | T8202 | \$29 | \$31.90 |
| M5 x 0.8 | 0.8 | Coarse | T8204 | \$29 | \$31.90 |
| M6 x 1.0 | 1.0 | Coarse | T8206 | \$32 | \$35.20 |
| M6 x 0.75 | 0.75 | Fine | T8207 | \$32 | \$35.20 |
| M8 | 1.25 | Coarse | T8208 | \$39 | \$42.90 |
| M8 | 1.0 | Fine | T8209 | \$39 | \$42.90 |
| M10 | 1.5 | Coarse | T8211 | \$54 | \$59.40 |
| M10 | 1.25 | Fine | T8212 | \$54 | \$59.40 |
| M12 | 1.75 | Coarse | T8215 | \$65 | \$71.50 |
| M12 | 1.5 | Fine | T8216 | \$65 | \$71.50 |
| M14 | 2.0 | Coarse | T8219 | \$85 | \$93.50 |
| M14 | 1.5 | Fine | T8220 | \$85 | \$93.50 |
| M14 | 1.25 | Extra Fine | T8221 | \$85 | \$93.50 |
| M16 | 2.0 | Coarse | T8223 | \$110 | \$121.00 |
| M16 | 1.5 | Fine | T8224 | \$110 | \$121.00 |
| M20 | 2.5 | Coarse | T8229 | \$180 | \$198.00 |
| M20 | 2.0 | Fine | T8230 | \$180 | \$198.00 |



HSS Spiral Point Tap (Gun Tap)

- M35 High speed steel with 5% cobalt
- TiCN Coating for increased wear resistance
- Precision ground thread
- IDIN 371 Standard



Spiral Point (Gun Tap) - Metric

| SIZE (mm) | PITCH (mm) | TYPE | CODE | ex GST | inc GST |
|-----------|------------|------------|-------|--------|---------|
| M6 | 1.0 | Coarse | T8306 | \$14 | \$15.40 |
| M6 | 1.0 | Fine | T8307 | \$14 | \$15.40 |
| M8 | 1.25 | Coarse | T8308 | \$18 | \$19.80 |
| M8 | 1.0 | Fine | T8309 | \$18 | \$19.80 |
| M10 | 1.5 | Coarse | T8311 | \$24 | \$26.40 |
| M10 | 1.25 | Fine | T8312 | \$24 | \$26.40 |
| M12 | 1.75 | Coarse | T8315 | \$29 | \$31.90 |
| M12 | 1.5 | Fine | T8316 | \$29 | \$31.90 |
| M14 | 2.0 | Coarse | T8319 | \$36 | \$39.60 |
| M14 | 1.5 | Fine | T8320 | \$36 | \$39.60 |
| M14 | 1.25 | Extra Fine | T8321 | \$36 | \$39.60 |
| M16 | 2.0 | Coarse | T8323 | \$50 | \$55.00 |
| M16 | 1.5 | Fine | T8324 | \$50 | \$55.00 |



HSS Spiral Flute Tap

- M35 High Speed Steel with 5% cobalt
- TiCN Coating for increased wear resistance
- Precision ground thread
- DIN 371 Standard



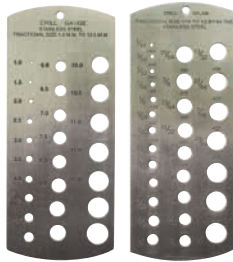
Spiral Point (Gun Tap) - Metric

| SIZE (mm) | PITCH (mm) | TYPE | CODE | ex GST | inc GST |
|-----------|------------|------------|-------|--------|---------|
| M6 | 1.0 | Coarse | T8406 | \$14 | \$15.40 |
| M6 | 0.75 | Fine | T8407 | \$14 | \$15.40 |
| M8 | 1.25 | Coarse | T8408 | \$18 | \$19.80 |
| M8 | 1.0 | Fine | T8409 | \$18 | \$19.80 |
| M10 | 1.5 | Coarse | T8411 | \$24 | \$26.40 |
| M10 | 1.25 | Fine | T8412 | \$24 | \$26.40 |
| M12 | 1.75 | Coarse | T8415 | \$29 | \$31.90 |
| M12 | 1.5 | Fine | T8416 | \$29 | \$31.90 |
| M14 | 2.0 | Coarse | T8419 | \$36 | \$31.90 |
| M14 | 1.5 | Fine | T8420 | \$36 | \$31.90 |
| M14 | 1.25 | Extra Fine | T8421 | \$36 | \$31.90 |
| M16 | 2.0 | Coarse | T8423 | \$50 | \$55.00 |
| M16 | 1.5 | Fine | T8424 | \$50 | \$55.00 |



Drill Gauge - Metric & Imperial

- Manufactured from high quality stainless steel
- Metric Size Range:
1.0, 1.5, 2.0, 2.5, 3.0, 3.5, 4.0, 4.5, 5.0, 5.5, 6.0, 6.5, 7.0, 7.5, 8.0, 8.5, 9.0, 9.5, 10.0, 10.5, 11.0, 11.5, 12.0, 12.5, 13.0mm
- Imperial Size Range:
1/16, 5/64, 3/32, 7/64, 1/8, 9/64, 5/32, 11/64, 3/16, 13/64, 7/32, 15/64, 1/4, 25/64, 3/8, 23/64, 11/32, 21/64, 5/16, 19/64, 9/32, 17/64, 13/32, 27/64, 7/16, 29/64, 15/32, 31/64, 1/2"



| CODE | ex GST | inc GST |
|------|--------|---------|
| M988 | \$20 | \$22 |



Metric Multi Gauge

- Stainless steel
- Black anodized coating for a protective anti rust coating
- Precision laser engraved markings
- Includes 1 x multi gauge, hole gauge (remove from centre) & protective case



| CODE | ex GST | inc GST |
|------|--------|---------|
| Q602 | \$22 | \$24.20 |



HSS - BSPT Taps

- Sold individually



| SIZE (TPI) | CODE | ex GST | inc GST |
|------------|------|--------|---------|
| 1/8" x 28 | T850 | \$24 | \$26.40 |
| 1/4" x 19 | T851 | \$29 | \$31.90 |
| 3/8" x 19 | T852 | \$45 | \$49.50 |
| 1/2" x 14 | T853 | \$65 | \$71.50 |

Pipe Threading Machines

Beaver Series

- 240V compact portable design
- Auto die head • Includes legs
- Optional bolt threading die head also available



Rod/Bolt Threading Machine



BTM25 Pro

- 8-24mm capacity
- Fast right hand bolt threading (left hand model available)
- Includes legs, 2 dies: M12 (M14-M16)
- Oil lubrication & 4 jaw clamping system



| MODEL | B25-AT | B50-AT | B80-AT | B100-AT |
|----------------------|----------------|----------------|----------------|-----------------|
| ORDER CODE | T0211 | T022 | T023 | T024A |
| Capacity | inch 1/4" - 1" | 1/2" - 2" | 1/2" - 3" | 1/2" - 4" |
| Weight | kg 19 | 44 | 74 | 105 |
| PRICE ex GST | \$3,100 | \$4,790 | \$6,990 | \$11,250 |
| PRICE inc GST | \$3,410 | \$5,269 | \$7,689 | \$12,375 |

| MODEL | BTM25 Pro |
|----------------------|------------------|
| ORDER CODE | T021 |
| Capacity | mm 8-24 |
| Motor | hp / V 1.5 / 240 |
| Weight | kg 45 |
| PRICE ex GST | \$5,390 |
| PRICE inc GST | \$5,929 |

Tools & Machine Accessories

Centre Drills

- M35 HSS 5% Cobalt



| SIZE | POINT DIA. | SHANK | LENGTH | CODE | ex GST | inc GST |
|------|------------|--------|--------|------|----------------|---------|
| 1 | 1.25mm | 3.1mm | 31.5mm | D501 | \$6.00 | \$6.60 |
| 2 | 2mm | 5mm | 40mm | D502 | \$7.50 | \$8.25 |
| 3 | 3.15mm | 8mm | 50mm | D503 | \$10.00 | \$11.00 |
| 4 | 4mm | 10mm | 56mm | D504 | \$12.00 | \$13.20 |
| 5 | 5mm | 12.5mm | 63.5mm | D505 | \$16.50 | \$18.15 |

Industrial Centre Drill Set

- Industrial quality
- High speed steel M2 bright finish
- No. 1, 2, 3, 4, 5



| CODE | ex GST | inc GST |
|------|-------------|---------|
| D508 | \$45 | \$49.50 |

Industrial Countersink Sets

4 Piece Set - Cross Hole Type

- Ideal as a deburring tool, where the burr from a previous machining operation needs to be removed for cosmetic and safety reasons or where chatter needs to be eliminated.
- Can be used in softer materials (such as wood or plastic) to create a countersunk hole for a screw.
- High speed steel M2 bright finish
- Angle 45°



| RANGE | CODE | ex GST | inc GST |
|---------------------------|-------|-------------|---------|
| 2-5, 5-10, 10-15, 15-20mm | D1051 | \$70 | \$77 |



6 Piece Set - 3 Flute Type

- The fluted countersink cutter is used to provide a chamfer in the entrance to a drilled hole for countersink fasteners
- 3 flute type
- HSS M2 Bright Finish
- Angle 45°



| RANGE | CODE | ex GST | inc GST |
|---|-------|-------------|---------|
| 1.5-6.3, 6.3-8.3, 8.3-10.4, 10.4-12.4, 12.4-16.5, 16.5-20.5mm | D1061 | \$80 | \$88 |



Hole Saw Set - HSS

- 11 Piece HSS M42Bi-Metal set
- Includes 1 x 3/8" shank arbor & 1 x 1/2" arbor, Pilot drill & spring
- Supplied in blow mould case



| CODE | ex GST | inc GST |
|------|--------------|---------|
| D102 | \$120 | \$132 |



Hole Saw Set - Carbide

- 8 piece carbide tipped set
- Ø10mm shank size
- Suitable for stainless steel, steel, fibre glass, and glass reinforced products
- Range: 16, 20, 22, 25, 28, 30, 32, 35mm



| CODE | ex GST | inc GST |
|------|--------------|---------|
| D108 | \$100 | \$110 |



Industrial Sheet Metal Step Drill Set

- Suitable for drilling holes in thin sheet metal - Industrial quality
- High speed steel M2 bright finish
- Sizes: 4-12 x 1mm, 6-20 x 2mm, 6-30 x 2mm



| CODE | ex GST | inc GST |
|-------|-------------|---------|
| D1071 | \$85 | \$93.50 |

Adjustable Reamers - HSS

- Universal for metric & imperial sizes
- Precision high speed steel blades made from Austrian steel
- Made in Taiwan



| METRIC RANGE | BLADE LENGTH | O/A LENGTH | CODE | ex GST | inc GST |
|-----------------|--------------|------------|------|--------------|----------|
| 9.5 - 10.25mm | 38mm | 121mm | R740 | \$60 | \$66.00 |
| 10.25 - 11.0mm | 38mm | 127mm | R741 | \$60 | \$66.00 |
| 11.0 - 12.0mm | 42mm | 134mm | R742 | \$65 | \$71.50 |
| 12.0 - 13.5mm | 42mm | 141mm | R743 | \$65 | \$71.50 |
| 13.5 - 15.0mm | 45mm | 146mm | R744 | \$65 | \$71.50 |
| 15.0 - 16.75mm | 53mm | 166mm | R745 | \$70 | \$77.00 |
| 16.75 - 18.25mm | 56mm | 172mm | R746 | \$75 | \$82.50 |
| 18.25 - 19.75mm | 64mm | 178mm | R747 | \$85 | \$93.50 |
| 19.75 - 21.5mm | 67mm | 188mm | R748 | \$90 | \$99.00 |
| 21.5 - 23.75mm | 76mm | 204mm | R749 | \$110 | \$121.00 |
| 23.75 - 27.0mm | 83mm | 230mm | R750 | \$120 | \$132.00 |

Adjustable Reamer Set - HSS

- High speed steel blades
- 8 Piece
- Range: 15/32" - 1 1/16" or 11.9 - 26.9mm



| CODE | ex GST | inc GST |
|------|--------------|---------|
| R700 | \$270 | \$297 |



Tools & Machine Accessories

End Mills & Slot Drills

- HSS 5% Cobalt
- Titanium, Aluminium & Nitride coating
- 2 Flute slot drills & 4 flute end mills
- Plain shank



Available sizes:
3mm to 20mm
3mm to 25mm



Milling Cutter Sets Available

| Size | Pieces | CODE | ex GST | inc GST |
|-----------|--------|------|--------|---------|
| 4 - 10mm | 10 | M350 | \$80 | \$88 |
| 10 - 20mm | 10 | M360 | \$170 | \$187 |

Priced From (Sold Individually)

| ex GST | inc GST |
|--------|---------|
| \$11 | \$12.10 |

- HSS 8% Cobalt
- 30° helix angle
- 2 Flute slot drills & 4 flute end mills
- Suitable for materials up to 1000 N/mm²
- TiCN for longer tool life



E100 Series (2 Flute)
E125 series (4 Flute)

Available sizes:
3mm to 16mm



Priced From (Sold Individually)

| ex GST | inc GST |
|--------|---------|
| \$32 | \$35.20 |

GOmill™ GP Solid Carbide

- Stepped parallel shank according to DIN 6527
- Excellent cost-benefit ratio
- Eccentric relief increases cutting edge stability for long tool life and high surface quality
- Center cutting for plunging and ramping operations
- 30° helix angle



Available sizes:
4mm to 12mm

Priced From (Sold Individually)

| ex GST | inc GST |
|--------|---------|
| \$29 | \$31.90 |

HSS End Mill & Slot Drill Sets

- 12 piece set, tinite coated
- Plain shank



- 10 piece set, manufactured from HSS M2
- Plain shank



| TYPE | SLOT DRILLS | END MILLS | CODE | ex GST | inc GST |
|--------|---------------------------------------|---------------------------------------|------|--------|---------|
| Metric | 4, 5, 6, 8, 10, 12mm | 4, 5, 6, 8, 10, 12mm | M333 | \$50 | \$55 |
| Metric | 3/16", 1/4", 5/16", 3/8", 7/16", 1/2" | 3/16", 1/4", 5/16", 3/8", 7/16", 1/2" | M335 | \$50 | \$55 |

| TYPE | SLOT DRILLS | END MILLS | CODE | ex GST | inc GST |
|----------|------------------------------|------------------------------|-------|--------|---------|
| Metric | 6, 10, 12, 16, 20mm | 6, 10, 12, 16, 20mm | M3301 | \$90 | \$99 |
| Imperial | 1/4", 3/8", 1/2", 5/8", 3/4" | 1/4", 3/8", 1/2", 5/8", 3/4" | M3321 | \$90 | \$99 |

HSS Ball Nose Cutters

- 5 piece set manufactured from HSS M35 5% Co Bright finish
- Plain shank
- 2 Flute



Carbide End Mill Set

- 4 piece set, manufactured from micro fine solid carbide
- Bright finish • Plain shank
- Four flute



| TYPE | RADIUS SIZE | CODE | ex GST | inc GST |
|--------|--------------------|-------|--------|---------|
| Metric | 6, 8, 10, 12, 16mm | M3355 | \$90 | \$99 |

| TYPE | END MILLS | CODE | ex GST | inc GST |
|--------|----------------|------|--------|---------|
| Metric | 6, 8, 10, 12mm | M337 | \$160 | \$176 |

HSS Corner Rounding Set

- 4 piece set, manufactured from HSS M35 5% Co bright finish
- Used for machining a radius



HSS Counterbore Drill Set

- 6 piece set, manufactured from HSS M35 bright finish
- Industrial quality
- Plain shank



| TYPE | RADIUS SIZE | SHANK SIZE | CODE | ex GST | inc GST |
|--------|--------------|------------------|-------|--------|---------|
| Metric | 4, 5, 6, 8mm | 12, 16, 16, 20mm | M3391 | \$110 | \$121 |

| TYPE | SIZES | CODE | ex GST | inc GST |
|--------|-------------------------|-------|--------|---------|
| Metric | M3, M4, M5, M6, M8, M10 | M3381 | \$110 | \$121 |

Tools & Machine Accessories

ER Collet & Chuck Sets

- 6 Collets covering metric & imperial range 6-20mm and 1/4" - 3/4"
- Hardened and precision ground



3MT

NT30



C922B



C9245

| COLLET TYPE | TAPER | PCE | RANGE (mm) | COLLET SIZE (mm) | CODE | ex GST | inc GST |
|-------------|-------|-----|------------|----------------------|-------|--------|---------|
| ER32 | 3MT | 6 | 6 - 20 | 7, 8, 10, 13, 16, 20 | C922B | \$210 | \$231 |
| ER32 | NT30 | 6 | 6 - 20 | 7, 8, 10, 13, 16, 20 | C9245 | \$220 | \$242 |

ER Collet & Chuck Sets

- Includes collets, chuck, spanner & blow-mould case
- Collets cover imperial sizes respective to the metric range
- Collet chucks meet DIN 2080 taper shank grade AT-3 - 85% taper contact
- Collet chucks are precision ground and rated to 10,000rpm
- Collets manufactured to DIN standard
- Collets from 2mm have 1mm of movement and covers a range from expanded to compressed
- Collets are listed by their expanded size



C966

| COLLET TYPE | TAPER | PCE | RANGE (mm) | COLLET SIZE (mm) | CODE | ex GST | inc GST |
|-------------|-------|-----|------------|--|-------|--------|----------|
| ER32 | R8 | 6 | 5 - 20 | 6, 8, 10, 12, 16, 20 (requires 7, 13 to cover imperial shanks) | C923 | \$290 | \$319.00 |
| ER32 | NT40 | 6 | 5 - 20 | 6, 8, 10, 12, 16, 20 (requires 7, 13 to cover imperial shanks) | C925 | \$290 | \$319.00 |
| ER32 | 3MT | 18 | 2 - 20 | 3, 4, 5, 6, 7, 8, 9, 10, 11, 12, 13, 14, 15, 16, 17, 18, 19, 20 | C926 | \$420 | \$462.00 |
| ER32 | R8 | 18 | 2 - 20 | 3, 4, 5, 6, 7, 8, 9, 10, 11, 12, 13, 14, 15, 16, 17, 18, 19, 20 | C927 | \$450 | \$495.00 |
| ER32 | NT30 | 18 | 2 - 20 | 3, 4, 5, 6, 7, 8, 9, 10, 11, 12, 13, 14, 15, 16, 17, 18, 19, 20 | C928 | \$430 | \$473.00 |
| ER32 | NT40 | 18 | 2 - 20 | 3, 4, 5, 6, 7, 8, 9, 10, 11, 12, 13, 14, 15, 16, 17, 18, 19, 20 | C929 | \$450 | \$495.00 |
| ER32 | BT40 | 18 | 2 - 20 | 3, 4, 5, 6, 7, 8, 9, 10, 11, 12, 13, 14, 15, 16, 17, 18, 19, 20 | C929A | \$440 | \$484.00 |
| ER40 | 3MT | 7 | 5 - 25 | 6, 8, 10, 12, 16, 20, 25 (requires 7, 13 & 26 to cover imperial shanks) | C959 | \$270 | \$297.00 |
| ER40 | R8 | 7 | 5 - 25 | 6, 8, 10, 12, 16, 20, 25 (requires 7, 13 & 26 to cover imperial shanks) | C960 | \$320 | \$352.00 |
| ER40 | NT30 | 7 | 5 - 25 | 6, 8, 10, 12, 16, 20, 25 (requires 7, 13 & 26 to cover imperial shanks) | C961 | \$320 | \$352.00 |
| ER40 | NT40 | 7 | 5 - 25 | 6, 8, 10, 12, 16, 20, 25 (requires 7, 13 & 26 to cover imperial shanks) | C962 | \$320 | \$352.00 |
| ER40 | 3MT | 23 | 3 - 26 | 4, 5, 6, 7, 8, 9, 10, 11, 12, 13, 14, 15, 16, 17, 18, 19, 20, 21, 22, 23, 24, 25, 26 | C963 | \$570 | \$627.00 |
| ER40 | R8 | 23 | 3 - 26 | 4, 5, 6, 7, 8, 9, 10, 11, 12, 13, 14, 15, 16, 17, 18, 19, 20, 21, 22, 23, 24, 25, 26 | C964 | \$630 | \$693.00 |
| ER40 | NT30 | 23 | 3 - 26 | 4, 5, 6, 7, 8, 9, 10, 11, 12, 13, 14, 15, 16, 17, 18, 19, 20, 21, 22, 23, 24, 25, 26 | C965 | \$630 | \$693.00 |
| ER40 | NT40 | 23 | 3 - 26 | 4, 5, 6, 7, 8, 9, 10, 11, 12, 13, 14, 15, 16, 17, 18, 19, 20, 21, 22, 23, 24, 25, 26 | C966 | \$630 | \$693.00 |
| ER40 | BT40 | 23 | 3 - 26 | 4, 5, 6, 7, 8, 9, 10, 11, 12, 13, 14, 15, 16, 17, 18, 19, 20, 21, 22, 23, 24, 25, 26 | C967 | \$630 | \$693.00 |

ER Collet Sets

- Collets from 2mm have 1mm of movement and covers a range from expanded to compressed



| COLLET TYPE | PCE | RANGE (mm) | COLLET SIZE (mm) | CODE | ex GST | inc GST |
|-------------|-----|------------|--|------|--------|---------|
| ER20 | 12 | 1 - 13 | 2, 3, 4, 5, 6, 7, 8, 9, 10, 11, 12, 13 | C850 | \$220 | \$242 |
| ER25 | 15 | 1 - 16 | 2, 3, 4, 5, 6, 7, 8, 9, 10, 11, 12, 13, 14, 15, 16 | C860 | \$290 | \$319 |
| ER32 | 6 | 5 - 20 | 6, 8, 10, 12, 16, 20 (requires 7 & 13 to cover imperial shanks) | C921 | \$140 | \$154 |
| ER32 | 18 | 2 - 20 | 3, 4, 5, 6, 7, 8, 9, 10, 11, 12, 13, 14, 15, 16, 17, 18, 19, 20 | C922 | \$320 | \$352 |
| ER40 | 7 | 5 - 25 | 6, 8, 10, 12, 16, 20, 25 (requires 7, 13 & 26 to cover imperial shanks) | C957 | \$200 | \$220 |
| ER40 | 23 | 3 - 26 | 4, 5, 6, 7, 8, 9, 10, 11, 12, 13, 14, 15, 16, 17, 18, 19, 20, 21, 22, 23, 24, 25, 26 | C958 | \$550 | \$605 |

ER Collet Chucks

- Collet chucks meet the specifications (DIN 2080 taper Shank Grade)



ER Straight Collet Chucks



(C854)



(C836)



| COLLET TYPE | TAPER | CODE | ex GST | inc GST |
|-------------|-------|-------|--------|---------|
| ER32 | 3MT | C105 | \$90 | \$99 |
| ER32 | 4MT | C1056 | \$90 | \$99 |
| ER32 | R8 | C106 | \$140 | \$154 |
| ER32 | NT30 | C110 | \$100 | \$110 |
| ER32 | NT40 | C112 | \$140 | \$154 |
| ER40 | 3MT | C1054 | \$90 | \$99 |
| ER40 | R8 | C138 | \$160 | \$176 |
| ER40 | NT30 | C111 | \$160 | \$176 |
| ER40 | NT40 | C114 | \$160 | \$176 |

| COLLET TYPE | ØD x L (mm) | CODE | ex GST | inc GST |
|-------------|-------------|------|--------|---------|
| ER16 | 20 x 100 | C836 | \$130 | \$143 |
| ER20 | 25 x 70 | C854 | \$130 | \$143 |
| ER25 | 25 x 150 | C864 | \$140 | \$154 |
| ER32 | 32 x 100 | C931 | \$150 | \$165 |

Tools & Machine Accessories

Collets - ER

- Collets manufactured to DIN standard
- Collets from 2mm have 1mm of movement and covers a range from expanded to compressed
- Collets are listed by their expanded size



| ex GST | \$30.00 | \$24.00 | \$22.00 | \$20.00 | \$20.00 |
|----------|---------|---------|---------|---------|---------|
| inc GST | \$33.00 | \$26.40 | \$24.20 | \$22.00 | \$22.00 |
| TYPE | ER40 | ER32 | ER25 | ER20 | ER16 |
| RANGE mm | CODE | CODE | CODE | CODE | CODE |
| 2 - 1 | ~ | ~ | C855 | C843 | C822 |
| 3 - 2 | ~ | C903 | C8551 | C8431 | C823 |
| 4 - 3 | C934 | C904 | C8552 | C8432 | C824 |
| 5 - 4 | C935 | C905 | C8553 | C8433 | C825 |
| 6 - 5 | C936 | C906 | C8554 | C8434 | C826 |
| 7 - 6 | C937 | C907 | C8555 | C8435 | C827 |
| 8 - 7 | C938 | C908 | C8556 | C8436 | C828 |
| 9 - 8 | C939 | C909 | C8557 | C8437 | C829 |
| 10 - 9 | C940 | C910 | C8558 | C8438 | C830 |
| 11 - 10 | C941 | C911 | C8559 | C8439 | |
| 12 - 11 | C942 | C912 | C8561 | C844 | |
| 13 - 12 | C943 | C913 | C8562 | C8441 | |
| 14 - 13 | C944 | C914 | C8563 | | |
| 15 - 14 | C945 | C915 | C8564 | | |
| 16 - 15 | C946 | C916 | C8565 | | |
| 17 - 16 | C947 | C917 | | | |
| 18 - 17 | C948 | C918 | | | |
| 19 - 18 | C949 | C919 | | | |
| 20 - 19 | C950 | C920 | | | |
| 21 - 20 | C951 | | | | |
| 22 - 21 | C952 | | | | |
| 23 - 22 | C953 | | | | |
| 24 - 23 | C954 | | | | |
| 25 - 24 | C955 | | | | |
| 26 - 25 | C956 | | | | |



5C Collet Chuck - Suits Centre Lathes

- Used where a high degree of accuracy is required
- Suits lathes with 5MT headstock spindle taper & minimum 38mm bore
- Includes 5MT-5C adaptor
- 430mm long Drawer tube
- 150mm handwheel
- Note: Collets not included



| CODE | ex GST | inc GST |
|------|--------|---------|
| C980 | \$230 | \$253 |

5C Collet Sets



| CODE | C985 | C984 |
|-------------------|--|---|
| Type | 5C | 5C |
| Imperial / Metric | Imperial | Metric |
| Pieces in Set | 17 | 24 |
| Range | 1/16, 1/8, 3/16, 1/4, 5/16, 3/8, 7/16, 1/2, 9/16, 5/8, 11/16, 3/4, 13/16, 7/8, 15/16, 1, 1-1/16" | 3, 4, 5, 6, 7, 8, 9, 10, 11, 12, 13, 14, 15, 16, 17, 18, 19, 20, 21, 22, 23, 24, 25, 26mm |
| ex GST | \$180 | \$230 |
| inc GST | \$198 | \$253 |

ER Spanners & Nuts



| SPANNERS | CODE | ex GST | inc GST |
|----------|------|--------|---------|
| ER16 | C840 | \$20 | \$22.00 |
| ER20 | C842 | \$20 | \$22.00 |
| ER25 | C861 | \$35 | \$38.50 |
| ER32 | C932 | \$30 | \$33.00 |
| ER40 | C969 | \$40 | \$44.00 |



| NUTS | CODE | ex GST | inc GST |
|-----------------------|------|--------|---------|
| ER16 Hex Nut | C116 | \$30 | \$33.00 |
| ER32 Plain Nut | C117 | \$40 | \$44.00 |
| ER40 Ball Bearing Nut | C118 | \$65 | \$71.50 |

5C Collet Block Set

- A simple and effective short-run jig for machining parallel, square, hex shapes and cross-hole drilling at 60°, 90° or 120°.
- Capacity Ø3 - Ø26mm with optional 5C collets
- All surfaces ground



| CODE | ex GST | inc GST |
|------|--------|---------|
| C999 | \$110 | \$121 |

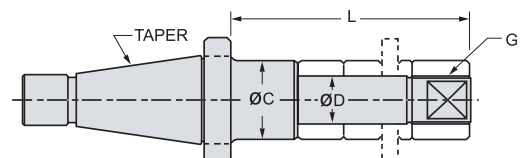
Milling Machine Arbors

(3MT, NT30, NT40)

Stub Mill (M565)



| TAPER | DRAW BAR | D | C | G | L | Wt.(kg) | CODE | ex GST | inc GST |
|-------|----------|------|----|----------|----|---------|------|--------|---------|
| 3MT | 1/2" | 25.4 | 40 | M24 x P2 | 90 | 1.5 | M565 | \$90 | \$99 |
| NT30 | 12mm | 25.4 | 40 | M24 x P2 | 90 | 1.2 | M546 | \$100 | \$110 |
| NT40 | 16mm | 25.4 | 40 | M24 x P2 | 90 | 1.2 | M557 | \$130 | \$143 |




Tools & Machine Accessories

Chamfer Cutters



- Uses inserts TPMN1603 (L066) NOTE: Inserts not included
- 45° high speed chamfer cutter



| RANGE | Insert Qty | SHANK SIZE | CODE | ex GST | inc GST |
|-----------|------------|------------|------|--------|---------|
| 5 - 20mm | 1 | 20 x 65mm | M501 | \$54 | \$59.40 |
| 20 - 35mm | 3 | 25 x 120mm | M502 | \$90 | \$99.00 |

Face Mill Cutters with Arbor



- Uses inserts TPMN 1603 (L066)
- Suits 1/2" whitworth draw bars
- NOTE: Inserts not included



| CUTTER | Insert Qty | TAPER | CODE | ex GST | inc GST |
|--------|------------|-------|------|--------|---------|
| Ø32mm | 2 | 3MT | M528 | \$80 | \$88 |
| Ø50mm | 3 | 3MT | M529 | \$110 | \$121 |

Face Mill Cutters - Positive Rake



- Uses inserts TPMN1603 (L066) *M503 & M504 (L069)

| CUTTER | Insert Qty | BORE | CODE | ex GST | inc GST |
|--------|------------|------|------|--------|----------|
| Ø50mm | 3 | 22mm | M510 | \$90 | \$99.00 |
| Ø63mm | 4 | 27mm | M511 | \$90 | \$99.00 |
| Ø75mm | 5 | 27mm | M512 | \$110 | \$121.00 |
| Ø100mm | 6 | 32mm | M513 | \$130 | \$143.00 |
| Ø125mm | 8 | 40mm | M503 | \$290 | \$319.00 |
| Ø160mm | 10 | 40mm | M504 | \$390 | \$429.00 |



- NOTE: Inserts not included

Super High Rake Cutters



- Ideal for low horsepower machines where rapid metal removal is required



- NOTE: Inserts not included

| CUTTER | Insert Qty | BORE | CODE | ex GST | inc GST |
|--------|------------|------|------|--------|----------|
| Ø50mm | 4 | 22mm | M515 | \$120 | \$132.00 |
| Ø63mm | 5 | 22mm | M516 | \$130 | \$143.00 |
| Ø80mm | 6 | 27mm | M517 | \$150 | \$165.00 |
| Ø100mm | 6 | 32mm | M518 | \$210 | \$231.00 |

- Uses inserts SEHW1204AF (L065)

Face Mill Arbors



| SIZE mm | DRAW BAR | CODE | ex GST | inc GST |
|------------|----------|------|--------|---------|
| 3MT x Ø22 | 1/2" | M562 | \$60 | \$66.00 |
| 3MT x Ø27 | 1/2" | M563 | \$60 | \$66.00 |
| R8 x Ø22 | 7/16" | M535 | \$60 | \$66.00 |
| R8 x Ø27 | 7/16" | M536 | \$60 | \$66.00 |
| R8 x Ø32 | 7/16" | M537 | \$60 | \$66.00 |
| NT30 x Ø22 | 12mm | M540 | \$50 | \$55.00 |
| NT30 x Ø27 | 12mm | M542 | \$50 | \$55.00 |
| NT30 x Ø32 | 12mm | M544 | \$50 | \$55.00 |
| NT30 x Ø40 | 12mm | M545 | \$60 | \$66.00 |
| NT40 x Ø22 | 16mm | M550 | \$80 | \$88.00 |
| NT40 x Ø27 | 16mm | M552 | \$80 | \$88.00 |
| NT40 x Ø32 | 16mm | M554 | \$85 | \$93.50 |
| NT40 x Ø40 | 16mm | M555 | \$90 | \$99.00 |

- Material; SCM-21 Hardness HRC 50°-55°



Slot & End Mills



- Uses inserts APMT1035 (L059)
- NOTE: Inserts not included



| CUTTER | TYPE | LENGTH | Insert Qty | CODE | ex GST | inc GST |
|--------|------|--------|------------|------|--------|---------|
| Ø12mm | END | 80mm | 1 | M519 | \$60 | \$66.00 |
| Ø16mm | END | 90mm | 2 | M520 | \$60 | \$66.00 |
| Ø20mm | END | 110mm | 2 | M521 | \$65 | \$71.50 |

End Mill Kit



KIT CODE: K159

| ITEMS | CODE |
|-----------------------|----------------|
| 16mm End Mill | M520 |
| 20mm End Mill | M521 |
| 10 x Inserts APMT1035 | L059 |
| ex GST | \$250 |
| inc GST | \$275 |
| SAVE | \$27.50 |



Universal Milling Kit



- In blow mould case
- NOTE: Arbors not included. Refer to face mill arbors below



KIT CODE: M530

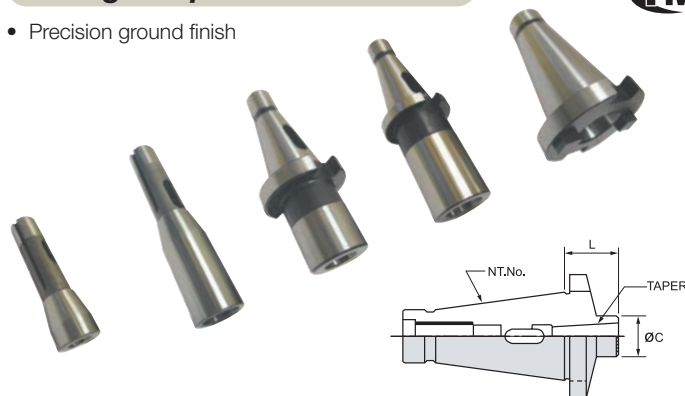
| ITEMS | CODE |
|-----------------------------|--------------|
| Ø12mm End Mill Cutter | M519 |
| Ø16mm End Mill Cutter | M520 |
| Ø50mm Face mill, Ø22mm bore | - |
| 10 x Inserts APMT1035 | L059 |
| ex GST | \$260 |
| inc GST | \$286 |



Milling Adaptors



- Precision ground finish



| TAPER | DRAW BAR | L | C | CODE | ex GST | inc GST |
|-------------|----------|----|----|-------|--------|----------|
| R8 - 2MT | 7/16" | 30 | 32 | M169 | \$50 | \$55.00 |
| R8 - 3MT | 7/16" | 50 | 40 | M170 | \$50 | \$55.00 |
| NT30 - 2MT | 12mm | 50 | 32 | M165 | \$80 | \$88.00 |
| NT30 - 3MT | 12mm | 65 | 40 | M166 | \$85 | \$93.50 |
| NT40 - 2MT | 16mm | 40 | 32 | M167 | \$100 | \$110.00 |
| NT40 - 3MT | 16mm | 70 | 40 | M171 | \$90 | \$99.00 |
| NT40 - 4MT | 16mm | 93 | 48 | M172 | \$110 | \$121.00 |
| NT40 - NT30 | 16mm | 15 | ~ | M1724 | \$120 | \$132.00 |
| NT50 - NT40 | 23mm | 23 | ~ | M173 | \$170 | \$187.00 |

Tools & Machine Accessories

BT ER Collet Chucks

- ER40 collet chucks come with ball bearing nuts
- DIN 2080 taper shank grade AT-3 - 85% taper contact



| TAPER | SIZE & EXTENSION | RATED RPM | CODE | ex GST | inc GST |
|-------|------------------|-----------|------|--------|---------|
| BT30 | ER32 - 60mm | 10,000rpm | T332 | \$120 | \$132 |
| BT40 | ER16 - 70mm | 10,000rpm | T203 | \$120 | \$132 |
| BT40 | ER16 - 100mm | 10,000rpm | T204 | \$130 | \$143 |
| BT40 | ER20 - 70mm | 10,000rpm | T208 | \$120 | \$132 |
| BT40 | ER20 - 100mm | 10,000rpm | T209 | \$130 | \$143 |
| BT40 | ER25 - 70mm | 10,000rpm | T214 | \$130 | \$143 |
| BT40 | ER25 - 100mm | 10,000rpm | T215 | \$140 | \$154 |
| BT40 | ER32 - 70mm | 15,000rpm | T220 | \$100 | \$110 |
| BT40 | ER32 - 100mm | 10,000rpm | T224 | \$140 | \$154 |
| BT40 | ER40 - 80mm | 10,000rpm | T226 | \$150 | \$165 |
| BT40 | ER40 - 100mm | 10,000rpm | T228 | \$160 | \$176 |



BT Side Lock Holders



| TAPER | SIZE & EXTENSION | CODE | ex GST | inc GST |
|-------|------------------|------|--------|---------|
| BT30 | 16mm - 75mm | T348 | \$100 | \$110 |
| BT30 | 20mm - 75mm | T349 | \$110 | \$121 |
| BT40 | 12mm - 75mm | T164 | \$100 | \$110 |
| BT40 | 16mm - 75mm | T165 | \$100 | \$110 |
| BT40 | 20mm - 90mm | T167 | \$110 | \$121 |
| BT40 | 25mm - 90mm | T169 | \$110 | \$121 |
| BT40 | 32mm - 90mm | T171 | \$110 | \$121 |



BT APU Drill Chucks

- Precision ground, M16 Pull Stud thread
- Manufactured to MAS403BT40 standard this one piece drill chuck is suitable for high speed CNC drilling

| TAPER | SIZE & EXTENSION | RATED RPM | CODE | ex GST | inc GST |
|-------|------------------|-----------|------|--------|---------|
| BT30 | APU13 - 100mm | 8000 | T344 | \$200 | \$220 |
| BT40 | APU13 - 110mm | 8000 | T190 | \$220 | \$242 |
| BT40 | APU16 - 120mm | 6000 | T194 | \$240 | \$264 |



BT Face Mill Arbors

- Manufactured to MAS403BT40 standard
- Precision ground surfaces

| TAPER | SIZE & EXTENSION | CODE | ex GST | inc GST |
|-------|------------------|------|--------|---------|
| BT30 | Ø22mm - 45mm | T340 | \$100 | \$110 |
| BT40 | Ø22mm - 45mm | T150 | \$100 | \$110 |
| BT40 | Ø22mm - 90mm | T151 | \$120 | \$132 |
| BT40 | Ø27mm - 60mm | T155 | \$100 | \$110 |
| BT40 | Ø32mm - 45mm | T158 | \$100 | \$110 |
| BT40 | Ø40mm - 60mm | T162 | \$140 | \$154 |



BT Morse Taper Adaptors

- Manufactured to MAS403BT40 standard
- Internal and external precision ground surfaces

| TAPER | SIZE & EXTENSION | CODE | ex GST | inc GST |
|-------|------------------|------|--------|---------|
| BT40 | 2MT - 45mm | T175 | \$100 | \$110 |
| BT40 | 3MT - 75mm | T177 | \$100 | \$110 |
| BT40 | 4MT - 90mm | T179 | \$120 | \$132 |



BT Pull Studs



| TAPER | TYPE | CODE | ex GST | inc GST |
|-------|----------|------|--------|---------|
| BT30 | 45°, M12 | T330 | \$18 | \$19.80 |
| BT40 | 45°, M16 | T142 | \$18 | \$19.80 |
| BT50 | 45°, M24 | T445 | \$40 | \$44.00 |



| TAPER | TYPE | CODE | ex GST | inc GST |
|-------|----------------|------|--------|---------|
| BT40 | M16 DOOSAN | T145 | \$30 | \$33 |
| BT40 | M16 OTT SYSTEM | T144 | \$40 | \$44 |

Floating Tap Holders

- Manufactured from top quality SCM-12 alloy steel, hardened and precision ground
- Designed to use standard ER collets
- Ideal for all CNC lathes and machining centres
- Features floating spring cushion for automatic position adjustment, avoiding damaged threads
- Square shank of tap is securely held by four grub screws to prevent twisting (ER32 only)

| SHANK | COLLET | SHANK LENGTH | EXTENSION | CAPACITY | WEIGHT kg | CODE | ex GST | inc GST |
|-------|--------|--------------|-----------|----------|-----------|------|--------|---------|
| Ø20 | ER16 | 80 | 50-56 | M3-M10 | 0.72 | T006 | \$150 | \$165 |
| Ø32 | ER32 | 100 | 86-100 | M3-M25 | 2.16 | T008 | \$220 | \$242 |
| BT40 | ER32 | - | 110-124 | M3-M25 | 2.54 | T007 | \$320 | \$352 |



20mm x ER16



BT40 x ER32




32mm x ER32

Mill Starter Tooling Package Deal

- Suits Optimum F80TC
- Includes:
 - 3 x BT30 ER32-60 collet chucks
 - 2 x BT30 SLA20-75, 20mm sidelock holders
 - 1 x BT30 SLA16-75, 16mm sidelock holder
 - 1 x BT30 FMB22-45, face mill arbor 22mm spigot
 - 1 x BT30 APU13-100, quick action drill chuck
 - 8 x BT30 pull studs
 - 1 x ER32 18pcs collet set 3-20mm
 - 1 x ER32 collet chuck spanner
 - 1 x BT30 tool setting stand

OPTIMUM®



| CODE | ex GST | inc GST |
|-------|---------|---------|
| M905T | \$1,540 | \$1,694 |

Mill Starter Tooling Package Deal

- Suits Optimum F150 & F210
- Includes:
 - 3 x BT40 x ER32-70, collet chucks
 - 2 x BT40-SLA16, side lock holders
 - 1 x BT40-SLA20, side lock holder
 - 1 x BT40-FMB27-45, face mill arbor 27mm spigot
 - 1 x BT40-APU16-120, quick action drill chuck
 - 8 x MAS P40T 45° pull studs
 - 1 x ER32 collet set - 18 piece
 - 1 x ER32 collet chuck wrench
 - 1 x BT40 tool setting stand

OPTIMUM®



| CODE | ex GST | inc GST |
|-------|---------|---------|
| M907T | \$1,540 | \$1,694 |

Tools & Machine Accessories

Drawer with NT/BT Plastic Holders



- Suits industrial storage cabinets SC-1800 & BSC-900
- 1 x 100mm high drawer
- Ball bearing slides
- 75kg load capacity
- Powder coated grey finish



| ORDER CODE | | T762E |
|---------------|----------------|--------------|
| Taper | | NT-40/BT-40 |
| Tool Capacity | No. | 18 |
| Size | mm | 100 Depth |
| PRICE | ex GST | \$150 |
| PRICE | inc GST | \$165 |



BT40 Tool Stand



- The new universal Toolmaster VHS-BT tool setting stand now incorporates both vertical & horizontal holding positions allowing you to change tools and pull studs more efficiently.
- Manufactured from high-grade cast iron
- Black oxide finished 45C steel insert
- Vertical & horizontal holding positions

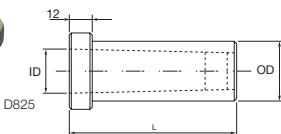
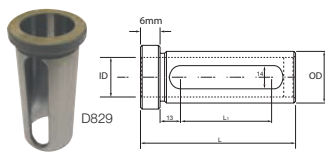
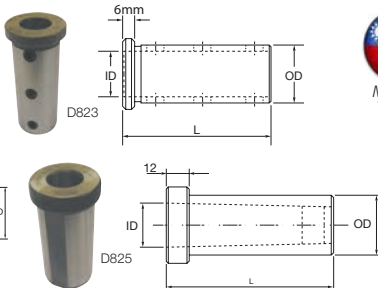


| MODEL | TAPER | CODE | ex GST | inc GST |
|----------|-------|------|--------------|--------------|
| VHS-BT30 | BT30 | T317 | \$180 | \$198 |
| VHS-BT40 | BT40 | T318 | \$180 | \$198 |
| VHS-BT50 | BT50 | T319 | \$270 | \$297 |

Straight Sleeves & Morse Taper Adaptors



- Used in the turrets of CNC lathes to hold boring bars & other cutting tools
- Precision ground internally & externally




| MODEL | TYPE | OD | ID | L | L1 | CODE | ex GST | inc GST |
|------------|------------|----|-----|----|----|-------|-------------|----------------|
| CHR 16-32 | Set Screws | 32 | 16 | 86 | - | D822 | \$70 | \$77.00 |
| CHR 20-32 | Set Screws | 32 | 20 | 86 | - | D823 | \$70 | \$77.00 |
| CHR 25-32 | Slot | 32 | 25 | 86 | 56 | D824 | \$70 | \$77.00 |
| CHR 32-2MT | Plain | 32 | 2MT | 88 | - | D825 | \$80 | \$88.00 |
| CHR 32-3MT | Plain | 32 | 3MT | 88 | - | D8253 | \$80 | \$88.00 |
| CHR 16-40 | Set Screws | 40 | 16 | 96 | - | D826 | \$80 | \$88.00 |
| CHR 20-40 | Set Screws | 40 | 20 | 96 | - | D827 | \$80 | \$88.00 |
| CHR 25-40 | Set Screws | 40 | 25 | 96 | - | D828 | \$80 | \$88.00 |
| CHR 32-40 | Slot | 40 | 32 | 96 | 66 | D829 | \$80 | \$88.00 |
| CHR 40-3MT | Plain | 40 | 3MT | 88 | - | D8293 | \$90 | \$99.00 |
| CHR 40-4MT | Plain | 40 | 4MT | 88 | - | D8294 | \$90 | \$99.00 |

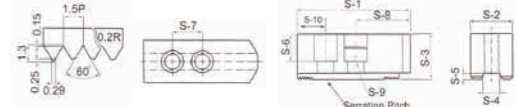
Soft Jaws - to suit Kitagawa Chucks



- To suit CNC lathes. Used to hold work pieces of specific shapes
- Serration pitch 1.5 x 60°



| SIZE | S-1 | S-2 | S-3 | S-4 | S-5 | S-6 | S-7 | S-8 | S-9 | S-10 | WEIGHT kg | CODE | ex GST | inc GST |
|----------------------|-----|-----|-----|-----|-----|-----|-----|-----|-----|------|-----------|-------|--------------|--------------|
| Standard Jaws | | | | | | | | | | | | | | |
| 6" | 73 | 31 | 30 | 12 | 5 | 18 | 20 | 38 | M10 | 15 | 1.4 | C796 | \$90 | \$99 |
| 8" | 95 | 35 | 37 | 14 | 5 | 22 | 25 | 46 | M12 | 24 | 2.56 | C798 | \$100 | \$110 |
| 10" | 110 | 40 | 42 | 16 | 5 | 27 | 30 | 50 | M12 | 30 | 4 | C800 | \$140 | \$154 |
| 12" | 129 | 48 | 48 | 21 | 5 | 28 | 30 | 60 | M16 | 39 | 6.32 | C802 | \$250 | \$275 |
| Extra Long Soft Jaws | | | | | | | | | | | | | | |
| 8" | 150 | 35 | 48 | - | - | - | - | - | - | - | 5.60 | C7981 | \$220 | \$242 |
| 10" | 150 | 40 | 48 | - | - | - | - | - | - | - | 7 | C8001 | \$250 | \$275 |



TEE NUT SETS - suit Kitagawa Chucks

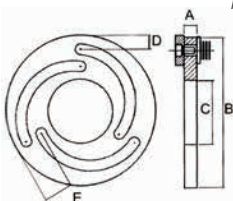
| SUIT SIZE | S-7 | THREAD | CODE | ex GST | inc GST |
|-----------|-----|--------|-------|--------------|-----------------|
| 8 | 25 | M12 | C7985 | \$160 | \$176.00 |
| 8 | 25 | M12 | C7986 | \$160 | \$176.00 |
| 10 | 30 | M12 | C8005 | \$165 | \$181.50 |
| 10 | 30 | M12 | C8006 | \$165 | \$181.50 |



Lathe Chuck - Boring Rings



- To suit lathe chucks with soft jaws. Used to hold the jaws in place so the soft jaws can be machined to a certain size



| SIZE | A | B | C | D | E | F | G | WEIGHT kg | CODE | ex GST | inc GST |
|------|----|-----|-----|----|----|---|------|-----------|------|--------------|--------------|
| 5" | 12 | 140 | 60 | 12 | 28 | 9 | 13 | 1.16 | L765 | \$250 | \$275 |
| 6" | 12 | 168 | 80 | 12 | 32 | 9 | 16.5 | 1.6 | L763 | \$250 | \$275 |
| 8" | 12 | 218 | 115 | 15 | 36 | 9 | 18.5 | 2.42 | L761 | \$290 | \$319 |
| 10" | 12 | 258 | 150 | 17 | 40 | 9 | 18.5 | 3.1 | L762 | \$320 | \$352 |

Touch Point Sensor



- Bright red LED light illuminates in conjunction with a loud audible beep sound when prob touches conductive work piece
- Ø10mm hardened & ground ball end probe
- Accuracy: 0.05mm
- 20mm shank
- 156mm long



| CODE | ex GST | inc GST |
|------|-------------|----------------|
| M690 | \$85 | \$93.50 |

Z-Axis Preset Gauge - Electronic



- Magnetic base for easy set-up
- Red lamp illuminates when touched
- 50mm height • Accuracy: 0.05mm



| CODE | ex GST | inc GST |
|------|--------------|--------------|
| M691 | \$220 | \$242 |

Z-Axis Preset Gauge - Dial Type



- Dial gauge allows the operator to read amount of over travel
- Zero setting and test function
- Resolution 0.05mm • 50mm height • Magnetic base



| CODE | ex GST | inc GST |
|------|--------------|--------------|
| M693 | \$230 | \$253 |

Universal 3D Tester's



- 0.01mm accuracy
- X, Y & Z-Axis in any direction
- Zero position needle indicates work piece edge
- No calculating of the probe's ball diameter is required
- Finds the centre of a bore
- 135mm length without shank (M695)
- 113mm length without shank (M694)



| CODE | ex GST | inc GST |
|------|--------------|----------------|
| M695 | \$540 | \$594 |
| M694 | \$950 | \$1,045 |

Tools & Machine Accessories

Boring Head Kits

- Micro adjustment, rigid locking with two vertical & one horizontal boring bar positions
- NOTE: Arbors are sold separately



M182


M183

| MODEL | SIZE | CODE | ex GST | inc GST |
|-------|------|------|--------|---------|
| BC-2K | 50mm | M182 | \$170 | \$187 |
| BC-3K | 75mm | M183 | \$220 | \$242 |

Arbors - Suits: BC-2K & BC-3K

- Hardened and ground shanks

| TAPER | DRAW BAR | CODE | ex GST | inc GST |
|-------|-----------|------|--------|---------|
| 3MT | 1/2"Whit. | M192 | \$42 | \$46.20 |
| R8 | 7/16"UNF | M190 | \$42 | \$46.20 |
| NT30 | 12mm | M193 | \$48 | \$52.80 |
| NT40 | 16mm | M194 | \$54 | \$59.40 |



3MT

R8

NT30

NT40

BHB Precision Boring Head

- Range 10 - 240mm
- Adjustment graduations 0.01mm
- Includes 2 boring bars
- 18 - 12mm boring bar sleeve
- Suits 18mm boring bar shanks
- NOTE: Arbors not included



| CODE | ex GST | inc GST |
|------|--------|---------|
| M184 | \$420 | \$462 |

VBHU Universal Boring & Facing Head

- Auto feed (2-speed) & stop
- Range 5 - 250mm
- Suits 10, 12, & 18mm boring bar shanks
- Includes:
 - 4 x boring bars
 - 2 x sleeves
 - 1/4" x HSS adaptors
 - 3 x boring bar extension



NOTE: Arbors not included

| CODE | ex GST | inc GST |
|------|---------|---------|
| M185 | \$1,270 | \$1,397 |



Arbors - Suits: BHB & VBHU

- Hardened and ground shanks

| TAPER | DRAW BAR | CODE | ex GST | inc GST |
|-------|-----------|-------|--------|---------|
| 3MT | 1/2"Whit. | M195A | \$90 | \$99 |
| R8 | 7/16"UNF | M196 | \$90 | \$99 |
| NT30 | 12mm | M197 | \$90 | \$99 |
| NT40 | 16mm | M197A | \$100 | \$110 |
| BT40 | 16mm | M197B | \$270 | \$297 |



R8

3MT

NT30


NT40

BT40

Boring Head Bar Sets - Carbide Tipped

- Carbide tipped boring bar sets (M180 & M181)
- Carbide insert type boring bar set (M181A)

| SIZE | PIECE | SUITS BORING HEADS | CODE | ex GST | inc GST |
|------|-------|--------------------|-------|--------|---------|
| 12mm | 9 | BC-2K | M180 | \$50 | \$55.00 |
| 18mm | 12 | BC-3K, BHB, VBHU | M181 | \$85 | \$93.50 |
| 18mm | 4 | BC-3K, BHB, VBHU | M181A | \$80 | \$88.00 |



M180

M181

Replacement Insert L062
See page 63



M181A


Parallel Sets

- Precision ground to 0.005mm tolerance
- M250- 150mm long (hard wood case)
- M252- 150mm long (hard wood case)
- M253- 100 & 150mm long (plastic case)

| TYPE | CODE | ex GST | inc GST |
|-----------------|------|--------|----------|
| 4 Matched Pairs | M250 | \$70 | \$77.00 |
| 9 Matched Pairs | M252 | \$130 | \$143.00 |
| 9 Matched Pairs | M253 | \$290 | \$319.00 |



M250



M252



M253

Tools & Machine Accessories

Clamp Kits - 58 piece

- Rolled threads
- Black oxide finish, tool steel, heat treated
- Includes compartment storage holder
- Note: Wooden base holder (C098 & C099)



Workshop Range

| MODEL | SLOT | STUD | CODE | ex GST | inc GST |
|--------|------|----------|-------|--------------|-----------------|
| HF-1/2 | 1/2" | 3/8"UNC | C090 | \$85 | \$93.50 |
| HF-5/8 | 5/8" | 1/2"UNC | C091 | \$100 | \$110.00 |
| HF-10 | 10mm | M8x1.25 | C0945 | \$85 | \$93.50 |
| HF-12 | 12mm | M10x1.25 | C0955 | \$90 | \$99.00 |
| HF-14 | 14mm | M12x1.75 | C0965 | \$100 | \$110.00 |
| HF-16 | 16mm | M12x1.75 | C0966 | \$120 | \$132.00 |

Kit Includes:

- 4 x Coupling nuts
- 6 x Tee nuts
- 6 x Flanged nuts
- 6 x Step clamps
- 12 x Step blocks
- Threaded studs:
 - 4 x 75mm
 - 4 x 100mm
 - 4 x 125mm
 - 4 x 150mm
 - 4 x 175mm
 - 4 x 200mm

Industrial Range

| MODEL | SLOT | STUD | CODE | ex GST | inc GST |
|--------|------|----------|-------|--------------|--------------|
| CK-12B | 16mm | M12x1.75 | C096A | \$220 | \$242 |
| CK-16 | 18mm | M16x2 | C097 | \$250 | \$275 |
| CK-18 | 20mm | M18x2.5 | C098 | \$450 | \$495 |
| CK-20 | 22mm | M20x2.5 | C099 | \$490 | \$539 |

Vee Blocks - Cast Iron

- Manufactured from close grain casting seasoned against distortion
- Accurately machined square and faces ground parallel
- Supplied as matching pair • True 90° Vee



| TYPE | CODE | ex GST | inc GST |
|--------------|------|--------------|-----------------|
| 75x50x50mm | V003 | \$75 | \$82.50 |
| 100x63x63mm | V004 | \$95 | \$104.50 |
| 150x50x100mm | V006 | \$160 | \$176.00 |

Vee Blocks - Steel


- Hardened and precision ground
- Matched pair of Vee blocks
- Includes one clamp



| LxWxH | CODE | ex GST | inc GST |
|----------------|------|--------------|--------------|
| 63 x 50 x 50mm | V010 | \$150 | \$165 |

Angle Plates

- Manufactured from high quality close grain cast iron
- Precision ground finish



| PRECISION GROUND Open End | CODE | ex GST | inc GST |
|-----------------------------|------|--------------|-----------------|
| 112 x 88 x 75mm | M242 | \$70 | \$77.00 |
| 150 x 125 x 112mm | M243 | \$110 | \$121.00 |
| 200 x 150 x 125mm | M244 | \$180 | \$198.00 |
| PRECISION GROUND Webbed End | CODE | | |
| 228 x 150 x 175mm | M245 | \$220 | \$242.00 |
| 250 x 200 x 150mm | M246 | \$300 | \$330.00 |

Flanged Nuts

- Sold in sets of 2



| THREAD | CODE | ex GST | inc GST |
|---------|------|-------------|----------------|
| 1/2"UNC | N084 | \$12 | \$13.20 |
| M10 | N085 | \$12 | \$13.20 |
| M12 | N086 | \$12 | \$13.20 |
| M16 | N088 | \$12 | \$13.20 |

Tee Nuts

- Sold in sets of 2




Made in Taiwan

| SLOT | THREAD | A | B | C | CODE | ex GST | inc GST |
|------|---------|------|--------|------|-------|----------------|----------------|
| 5/8" | 1/2"UNC | 1" | 11/32" | 5/8" | C084 | \$13.00 | \$14.30 |
| 10mm | M8 | 16mm | 6mm | 12mm | C085 | \$13.00 | \$14.30 |
| 12mm | M10 | 18mm | 7mm | 14mm | C085A | \$13.00 | \$14.30 |
| 14mm | M12 | 22mm | 8mm | 16mm | C086 | \$13.00 | \$14.30 |
| 16mm | M12 | 25mm | 8mm | 16mm | C087 | \$13.00 | \$14.30 |
| 18mm | M16 | 28mm | 11mm | 20mm | C088 | \$13.00 | \$14.30 |

Swivel Angle Plates

- 3 Machined T-slots for easy mounting
- Calibrated angle scale to 1°
- Adjustable angle from 0-90°



| LxWxH | CODE | ex GST | inc GST |
|-------------------|------|--------------|--------------|
| 203 x 255 x 165mm | M200 | \$290 | \$319 |

Adjustable Angle Plate

- Adjustable 45° both sides



Made in Taiwan



| (L x W x H) | CODE | ex GST | inc GST |
|-------------------|------|--------------|----------------|
| 380 x 255 x 181mm | M201 | \$950 | \$1,045 |

Mini Clamp Kits - 10 piece

- Zinc plated finish • Rolled threads
- 100mm stud length • Hardened steel



C0948

| STUDS | SLOT | CODE | ex GST | inc GST |
|-------------|------|-------|-------------|----------------|
| M6 x 1.0mm | 8mm | C0954 | \$30 | \$33.00 |
| M8 x 1.25mm | 10mm | C0948 | \$30 | \$33.00 |

U-Clamps

- Material S45C, easy adjustment
- Sold in sets of 2



C083



Made in Taiwan

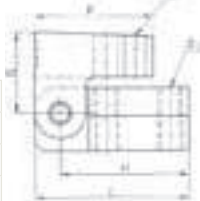
| STUDS | SLOT | CODE | ex GST | inc GST |
|--------------|------|-------|-------------|----------------|
| 1/2" x 13TPI | 5/8" | C083 | \$85 | \$93.50 |
| M12 | 14mm | C0832 | \$65 | \$71.50 |



C0832

T-Slot Clamps

- Supplied individually



| SLOT | G | F | H | CODE | ex GST | inc GST |
|--------|------|------|------|-------|-------------|----------------|
| 13.8mm | 24mm | 41mm | 46mm | C0861 | \$29 | \$31.90 |
| 15.8mm | 27mm | 50mm | 55mm | C0871 | \$29 | \$31.90 |
| 17.5mm | 29mm | 50mm | 55mm | C0881 | \$32 | \$35.20 |

Screw Jack Set

- Acme Threads
- Manufactured from toughened steel
- 2 x Ø38mm 65-90mm
- 2 x Ø50mm 90 - 140mm



Made in Taiwan



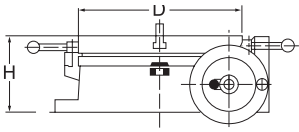
| CODE | ex GST | inc GST |
|------|--------------|--------------|
| M208 | \$190 | \$209 |



Tools & Machine Accessories

Rotary Table

- Gear ratio 36-1 • Hand wheel can be set to zero
- Hand wheel graduated in 10min divisions
- Can be used both horizontally & vertically



| DIAMETER (D) | HEIGHT (H) | CODE | ex GST | inc GST |
|--------------|------------|------|--------------|--------------|
| 75mm | 41.27mm | R001 | \$120 | \$132 |



Tilting Rotary Table

- Tilting range 0-90° horizontal to vertical graduated in 1°
- Graduations: 0-360° in 5° increments
- Handle graduations: 0-10° in 5' divisions
- 66mm height from flat position
- 36-1 ratio



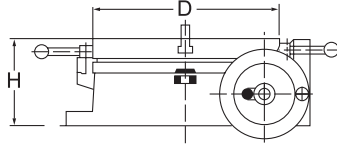
| SIZE | CODE | ex GST | inc GST |
|-------|-------|--------------|--------------|
| 100mm | R0014 | \$200 | \$220 |

Rotary Table Kit

- The Toolmaster rotary table kit is supplied with dividing plates and a 125mm 3-Jaw chuck. The rotary table is able to be used in both the horizontal or vertical plane.
- Worm is hardened and precision ground, with a ratio of 90:1
- Table is graduated to a full 360° so one turn of the handle moves the table 4°
- The collar on the handle is graduated with a vernier scale, readings down to 10 seconds are possible

Includes:

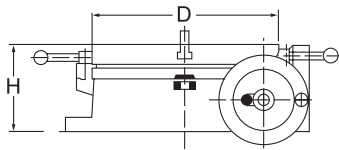
- 1 x 150mm rotary table
- 1 x Dividing plates
- Crank and sector arms
- 1 x 125mm 3 jaw chuck
- Backing plate



| MODEL | DIAMETER (D) | CHUCK Ø | HEIGHT (H) | T-SLOT | WEIGHT | CODE | ex GST | inc GST |
|-------|--------------|---------|------------|--------|--------|-------|--------------|--------------|
| RTK-6 | 150mm | 150mm | 83mm | 12mm | 24kg | R0065 | \$650 | \$715 |

Rotary Tables

- High level of accuracy
- Hardened and ground worm gear
- Gear ratio 90:1
- Vernier reading 10 seconds
- Can be used horizontally or vertically
- Table is graduated to 360° so one turn of the handle moves the table 4°



| MODEL | DIAMETER (D) | HEIGHT (H) | T-SLOT | WEIGHT | CODE | ex GST | inc GST |
|-------|--------------|------------|--------|---------|-------|----------------|----------------|
| HV-4 | 100mm | 80mm | 11mm | 7.5kg | R005 | \$420 | \$462 |
| HV-6 | 150mm | 80mm | 11mm | 13.94kg | R006 | \$420 | \$462 |
| HV-8 | 200mm | 105mm | 14mm | 30kg | R008 | \$670 | \$737 |
| HV-10 | 250mm | 115mm | 14mm | 40kg | R010 | \$850 | \$935 |
| HV-12 | 300mm | 135mm | 16mm | 60kg | R012 | \$1,090 | \$1,199 |
| HV-14 | 350mm | 140mm | 16mm | 95kg | R012A | \$1,290 | \$1,419 |
| HV-16 | 406mm | 155mm | 16mm | 118.7kg | R012B | \$1,950 | \$2,145 |

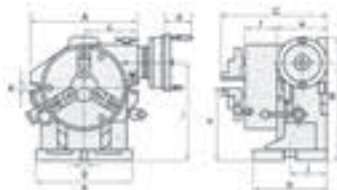


Super Indexing Head

- The 3-jaw chucks on both the 6" and 8" models have large through-bores
- Master indexing plate has 24 divisions and is permanently fixed inside the indexer. Divisions of 2, 3, 4, 6, 8 & 12 can also be achieved by using sub plates.
- When the chuck is removed, the unit can be used as a horizontal or vertical rotary table
- The worm gear has a ratio of 90:1. It can be disengaged for quick indexing work
- Worm is hardened and precision ground to minimise wear
- Graduated in one minute increments and readings down to ten seconds can be set on the vernier scale
- The unit can be fitted with dividing plates

Includes:

- 3-Jaw self-centring chuck, face plates & 6 indexing plates



| CHUCK Ø | CENTRE HEIGHT | BORE | a | A | b | B | C | e | f | h | i | WEIGHT | CODE | ex GST | inc GST |
|---------|---------------|------|-----|-----|-----|-----|-----|-----|----|-----|-----|---------|------|----------------|----------------|
| 152mm | 130mm | 44mm | 220 | 250 | 150 | 235 | 221 | 112 | 66 | 130 | 186 | 46.38kg | R002 | \$1,250 | \$1,375 |
| 203mm | 155mm | 63mm | 225 | 310 | 160 | 285 | 243 | 125 | 75 | 155 | 232 | 76kg | R004 | \$1,800 | \$1,980 |

Tools & Machine Accessories


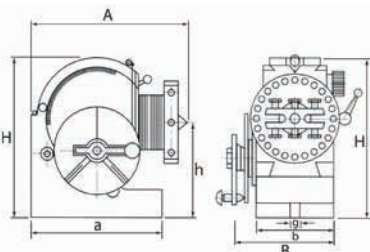
Dividing Heads - Semi-Universal



- Hardened and ground spindle rigidly held between taper roller bearings
- Dividing plates are designed to allow easy indexing on numbers 2, 3, 4, 6, 8, 12 & 24
- Improved design with spindle spigot nose for a more accurate chuck mount
- Worm is hardened and ground with ratio between worm and worm wheel 40:1
- The head swivels from 10° below horizontal to 90° vertical
- Slotted base on dividing head & tailstock for use with key steel to align quickly on machine

Includes:

- Backing plate
- Dividing plates
- Tailstock



BS-0 Head + 3 Jaw Chuck

Package Deal (D001 + C280)

\$869 inc GST (K4000)

SAVE \$121 RRP

BS-1 Head + 3 Jaw Chuck

Package Deal (D002 + C280)

\$1,199 inc GST (K4005)

SAVE \$121 RRP

| MODEL | A | B | H | h | a | b | g | TAPER | BORE | WEIGHT | CODE | ex GST | inc GST |
|-------|-----|-----|-----|-----|-----|-----|----|-------|------|---------|------|--------|---------|
| BS-0 | 189 | 140 | 173 | 100 | 160 | 91 | 13 | 2MT | 18 | 20kg | D001 | \$720 | \$792 |
| BS-1 | 293 | 156 | 220 | 128 | 207 | 114 | 16 | 3MT | 20 | 37.75kg | D002 | \$990 | \$1,089 |

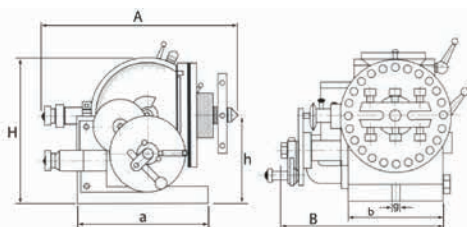
Dividing Heads - Universal



- Hardened and ground spindle rigidly held between taper roller bearings
- Dividing plates are designed to allow easy indexing on numbers 2, 3, 4, 6, 8, 12 & 24
- Improved design with spindle spigot nose for a more accurate chuck mount
- Worm is hardened and ground with ratio between worm and worm wheel 40:1
- The head swivels from 10° below horizontal to 90° vertical
- Slotted base on dividing head & tailstock for use with key steel to align quickly on machine

Includes:

- 12 x gears with mounting system for helical cutting
- Backing plate
- Dividing plates
- Tailstock




| MODEL | A | B | H | h | a | b | g | TAPER | BORE | WEIGHT | CODE | ex GST | inc GST |
|-------|-----|-----|-----|-------|-----|-----|----|-------|------|--------|------|---------|---------|
| BS-2 | 365 | 272 | 236 | 132.7 | 213 | 134 | 16 | 4MT | 25.4 | 66kg | D003 | \$1,790 | \$1,969 |

Optional Accessories For Indexing Heads & Rotary Tables




Tailstocks

- When using super indexing spacers and rotary tables in the vertical position, these tailstocks can be used to support the work piece and ensure accurate alignment



| Adjustable Height Tailstock Specifications | | | | | | | |
|--|-------------|------------------------|--------|------|--------|---------|--|
| MAX. HEIGHT | MIN. HEIGHT | TO SUIT | WEIGHT | CODE | ex GST | inc GST | |
| 110mm | 75mm | R005, R006, D001 | 4.48kg | R013 | \$180 | \$198 | |
| 155mm | 110mm | R002, R008, D002, D003 | 5.90kg | R014 | \$180 | \$198 | |
| 200mm | 120mm | R010, R012, R004 | 8.86kg | R015 | \$190 | \$209 | |

Dividing Plates



| Dividing Plates and Accessories | | | | | | |
|--------------------------------------|--------|--------|------|--------|---------|--|
| TO SUIT | PLATES | WEIGHT | CODE | ex GST | inc GST | |
| R005, R006 | A-B-C | 1.5kg | R016 | \$140 | \$154 | |
| R008 | A-B | 4.5kg | R018 | \$190 | \$209 | |
| R010, R012, R012A, R012B, R002, R004 | A-B | 5.0kg | R020 | \$190 | \$209 | |

| R016 Plate Specs | |
|------------------|------------------------|
| A | 15, 16, 17, 18, 19, 20 |
| B | 21, 23, 27, 29, 31, 33 |
| C | 37, 39, 41, 43, 47, 49 |

| R018 / R020 Plate Specs | |
|-------------------------|------------------------------------|
| A | Double Sided Plate |
| | 26, 30, 34, 38, 41, 44, 47, 51, 57 |
| | 28, 32, 37, 39, 43, 46, 49, 53, 59 |
| B | Double Sided Plate |
| | 61, 67, 71, 77, 81, 87, 91, 97 |
| | 63, 69, 73, 79, 83, 89, 93, 99 |

Tools & Machine Accessories

K-Type Milling Vices

- Jaws hardened and ground alloy steel • Graduated swivel base
- All working surfaces, such as top and bottom of bed, jaw plates and base, are precision ground square and parallel



| JAW WIDTH | OPEN | WEIGHT kg | CODE | ex GST | inc GST |
|-----------|------|-----------|------|--------------|---------|
| 100 | 62 | 11.41 | V104 | \$200 | \$220 |
| 127 | 80 | 17.56 | V105 | \$270 | \$297 |
| 152 | 112 | 29.06 | V106 | \$300 | \$330 |
| 203 | 146 | 59 | V108 | \$570 | \$627 |



V104 - V108

Anglock Machine Vices

- Spherical segment allows for all directional alignment
- Ductile steel body with hardened and ground moveable steel jaw
- All surfaces are precision ground and the bed is flame hardened



| JAW WIDTH | OPEN | WEIGHT kg | CODE | ex GST | inc GST |
|-----------|------|-----------|------|--------------|---------|
| 100 | 103 | 20.70 | V304 | \$400 | \$440 |
| 127 | 110 | 31.13 | V305 | \$440 | \$484 |
| 152 | 142 | 43.41 | V306 | \$460 | \$506 |
| 203 | 197 | 80 | V307 | \$990 | \$1,089 |




Anglock Machine Vices

- Spherical segment allows for all directional alignment
- Ductile steel body with hardened and ground moveable steel jaw



| JAW WIDTH | OPEN | CODE | ex GST | inc GST |
|-----------|------|-------|--------------|---------|
| 160 | 165 | V3061 | \$290 | \$319 |



3 Way Angle Milling Vice

- Angles can be set in 3 planes:
 1. Swivel 360° around the base
 2. Tilts 45° from side to side
 3. The vice can be elevated through 90° from horizontal to vertical



| JAW WIDTH | OPEN | WEIGHT kg | CODE | ex GST | inc GST |
|-----------|------|-----------|------|--------------|---------|
| 125 | 95 | 28 | V115 | \$350 | \$385 |



V115

Tilting Machine Vice - 150mm

- Rotates 360° in the horizontal plane
- Tilts from 0 - 90° in the vertical plane
- Graduated degree markings on vice



| JAW WIDTH | OPEN | CODE | ex GST | inc GST |
|-----------|------|------|--------------|---------|
| 152 | 155 | V111 | \$750 | \$825 |




Toolmakers Vice

- One-piece solid construction, made of SK-2 alloy steel, Accuracy 0.005mm in squareness & parallelism
- All surfaces hardened to 56HRC & precision ground



| SIZE | JAW DEPTH | JAW OPENING | LENGTH | CODE | ex GST | inc GST |
|------|-----------|-------------|--------|------|--------------|---------|
| 73 | 35 | 100 | 190 | V365 | \$190 | \$209 |




Modular Machine Vices

- Manufactured to HRC60
- Keyways are 16mm H7 tolerance giving perfect alignment
- Space saving design allows for maximum use of clamping area



| SIZE | OPEN | WEIGHT kg | CODE | ex GST | inc GST |
|------|------|-----------|-------|----------------|---------|
| 152 | 200 | 28 | V311 | \$1,120 | \$1,232 |
| 152 | 300 | 37 | V311A | \$1,290 | \$1,419 |
| 203 | 300 | 72 | V312 | \$2,090 | \$2,299 |



Precision Vices



SAFEWAY has been manufacturing high precision work holding solutions in Taiwan for more than 35 years.

All vices are manufactured with precision ground surfaces, and vice beds are flame hardened to HRC45 to take up wear and maintain accuracy.


The design, tolerance & engineering exceed international manufacturing standards and the same height guarantee allows these vices to be used as pairs and in multiple configurations. Extra Jaw configurations available, see website www.machineryhouse.com.au

Mechanical / Hydraulic Milling Vice - PHV Series

Safeway Precision PHV Series Mechanical / Hydraulic Milling Vices are designed for larger clamping applications with the unique design of the movable jaw that slides along the vice base

- Manufactured from rigid casting of high tensile ductile iron FCD60JIS (Equal to GGG60) with 60kgs/mm2 or 80,000 psi tensile strength
- Semi-sphere segment eliminates movable jaw lifting & creates a down force of 1kg for every 2kg of clamping force, preventing the work piece from tilting
- Large clamping range via adjustable moving jaw that can be pinned in 3 different positions on the vice base
- The vice can be used in either a mechanical mode or in a hydraulic mode • Optional swivel base available

| MODEL | JAW WIDTH | JAW HEIGHT | OPENING | VICE HEIGHT | TOTAL HEIGHT | LENGTH without Handle | ORDER CODE | ex GST | inc GST |
|---------|-----------|------------|---------|-------------|--------------|-----------------------|------------|---------|---------|
| PHV-130 | 130 | 55 | 0-225 | 108 | 163 | 570 | V330 | \$1,290 | \$1,419 |
| PHV-160 | 160 | 58 | 0-310 | 121 | 179 | 640 | V332 | \$1,380 | \$1,518 |



Compact Hydraulic Vices - CHV Series

Safeway Precision CHV Series Compact Hydraulic Vices are suitable for applications where precise work holding is required in restricted spaces

- Manufactured from rigid casting of high tensile ductile iron FCD60JIS (Equal to GGG60) with 60kgs/mm2 or 80,000 psi tensile strength
- Semi-sphere segment eliminates movable jaw lifting & creates a down force of 1kg for every 2kg of clamping force, preventing the work piece from tilting
- Swarf covers fitted to minimise swarf build up over leadscrew
- Suitable to be used on its side • Optional jaws available for multiple clamping configurations

| MODEL | JAW WIDTH | JAW HEIGHT | OPENING | VICE HEIGHT | TOTAL HEIGHT | LENGTH without Handle | ORDER CODE | ex GST | inc GST |
|----------|-----------|------------|---------|-------------|--------------|-----------------------|------------|---------|---------|
| CHV-100V | 100 | 48 | 0-125 | 85 | 133 | 475 | V320 | \$1,590 | \$1,749 |
| CHV-130V | 130 | 55 | 0-180 | 95 | 150 | 540 | V321 | \$1,800 | \$1,980 |
| CHV-160V | 160 | 58 | 0-240 | 105 | 163 | 630 | V322 | \$2,050 | \$2,255 |
| CHV-200V | 200 | 63 | 0-280 | 110 | 173 | 705 | V323 | \$2,600 | \$2,860 |



Pneumatic Production Vices - PQV Series

Safeway Precision PQV Series Pneumatic Vices are designed for mass production applications on machining centres, milling machines, drilling machines or special purpose machines where fast & consistent clamping pressure is required with the simple ON/OFF operation

- Robust construction of one-piece casting consisting of fixed jaw & vice bed
- Manufactured from rigid casting of high tensile ductile iron FCD60JIS (Equal to GGG60) with 60kgs/mm2 or 80,000 psi tensile strength
- Compact pneumatic mechanism design, no oil is required only an air supply
- Easy and simple ON-OFF switch control for pneumatic operation - Rapid ON-OFF in only 1.5 seconds
- Safety locking mechanism - After pneumatic clamping, the work piece will remain clamped firmly even if there is a sudden loss of air supply
- Safety protection - Maximum pneumatic clamping stroke is 4mm to prevent inserting operator's finger during clamping operation
- Built in air regulator for adjusting clamping pressure from 0-1000 kgf
- Down trust "semi-spherical segment" mechanism eliminates the jaw and workpiece lifting
- Optional jaws available for multiple clamping configurations

| MODEL | JAW WIDTH | JAW HEIGHT | OPENING | VICE HEIGHT | TOTAL HEIGHT | LENGTH without Handle | ORDER CODE | ex GST | inc GST |
|----------|-----------|------------|---------|-------------|--------------|-----------------------|------------|---------|---------|
| PQV-160V | 160 | 58 | 150 | 105 | 163 | 534 | V342 | \$2,490 | \$2,739 |
| PQV-200V | 200 | 63 | 200 | 125 | 188 | 627 | V343 | \$3,090 | \$3,399 |



Double Lock Vices - DAV Series

Safeway Precision DAV Series are designed as a Production vice suitable for machining centres and milling machines where multiple work piece holding is required and accuracy is important

- Manufactured from rigid casting of high tensile ductile iron FCD60JIS (Equal to GGG60) with 60kgs/mm2 or 80,000 psi tensile strength
- Suitable for clamping 2 separate work pieces with a size tolerance of ± 1.5 mm
- Jaws clamp simultaneously with equal clamping power
- Patented mechanical clamping lock down jaw mechanism prevent jaws and workpieces from lifting
- Swarf covers fitted to minimise swarf build up over leadscrew
- Removable stationary jaw so vice can also be used as a self-centring vice


| MODEL | JAW WIDTH | JAW HEIGHT | OPENING | VICE HEIGHT | TOTAL HEIGHT | LENGTH without Handle | ORDER CODE | ex GST | inc GST |
|----------|-----------|------------|-------------|-------------|--------------|-----------------------|------------|---------|---------|
| DAV-130V | 130 | 55 | 0-85/0-85 | 85 | 140 | 535 | V352 | \$1,990 | \$2,189 |
| DAV-160V | 160 | 58 | 0-100/0-100 | 90 | 148 | 585 | V353 | \$2,540 | \$2,794 |



Tools & Machine Accessories

Bench Vices

- Manufactured from nodular cast iron
- Serrated jaws
- Acme screw thread



| JAW WIDTH | CODE | ex GST | inc GST |
|-----------|------|--------------|---------|
| 100mm | V088 | \$80 | \$88 |
| 127mm | V089 | \$130 | \$143 |
| 152mm | V090 | \$190 | \$209 |

Multi Purpose Vice

- Rotating head with lock
- Swivel base with lock
- Case hardened jaws with grooves
- Scale on swivel head & vice opening
- Quick action vice lock/release mechanism
- Includes anvil & pipe jaws



| JAW WIDTH | CODE | ex GST | inc GST |
|-----------|------|--------------|---------|
| 125mm | V075 | \$200 | \$220 |

Forged Steel Utility Vice



Manufactured from forged steel and fitted with anvil and pipe jaws

- Pipe Jaws hold Ø12-75mm pipe
- Large anvil



| JAW WIDTH | OPEN | WEIGHT | CODE | ex GST | inc GST |
|-----------|-------|--------|-------|--------------|---------|
| 100mm | 100mm | 6kg | V081 | \$240 | \$264 |
| 125mm | 140mm | 12kg | V0815 | \$360 | \$396 |
| 150mm | 240mm | 27kg | V082 | \$450 | \$495 |

Offset Fabricated Vices



Manufactured from steel plate & designed for heavy duty work

- Australian made with 25 year warranty
- Replaceable case hardened jaws
- Replaceable nut and screw
- Corrosive resistant
- screw and handle



| JAW WIDTH | OPEN | WEIGHT | CODE | ex GST | inc GST |
|-----------|-------|--------|------|----------------|---------|
| 100mm | 115mm | 20kg | V069 | \$450 | \$495 |
| 150mm | 175mm | 25kg | V070 | \$720 | \$792 |
| 200mm | 225mm | 59.9kg | V071 | \$1,300 | \$1,430 |

Offset Cast Iron Vice



Manufactured from cast iron & designed for heavy duty work

- Australian made with 25 year warranty
- Replaceable case hardened jaws
- Replaceable nut and screw




| JAW WIDTH | OPEN | WEIGHT | CODE | ex GST | inc GST |
|-----------|-------|--------|------|----------------|---------|
| 100mm | 115mm | 27kg | V079 | \$580 | \$638 |
| 150mm | 175mm | 56kg | V080 | \$1,000 | \$1,100 |

Offset Fabricated Vice



- Manufactured from steel plate & designed for - heavy duty work



| JAW WIDTH | WEIGHT | CODE | ex GST | inc GST |
|-----------|--------|------|--------------|---------|
| 152mm | 19.6kg | V067 | \$120 | \$132 |

Offset Fabricated Vices - Heavy Duty

- Manufactured from steel plate & designed for heavy duty work



| JAW WIDTH | OPEN | CODE | ex GST | inc GST |
|-----------|-------|-------|--------------|---------|
| 100mm | 125mm | V0914 | \$170 | \$187 |
| 127mm | 150mm | V0915 | \$220 | \$242 |
| 152mm | 175mm | V0916 | \$260 | \$286 |
| 203mm | 220mm | V0918 | \$590 | \$649 |



Vice Pressbrake - Bender



- Bends up to 2mm thick mild steel
- Magnetic back designed to keep bender on vice
- Segmented blade



Shown mounted to optional vice

| SIZE | CODE | ex GST | inc GST |
|-------|------|-------------|---------|
| 100mm | V050 | \$55 | \$60.50 |
| 125mm | V051 | \$75 | \$82.50 |
| 150mm | V052 | \$90 | \$99.00 |




Aluminium Soft Jaws




- Magnetic tabs to ensure jaws remain fixed to the vice



Aluminium Face



Aluminium Prism Face




Rubber Face

| SIZE | TYPE | CODE | ex GST | inc GST |
|-------|----------------------|-------|-------------|---------|
| 100mm | Aluminium Face | V053 | \$14 | \$15.40 |
| 125mm | Aluminium Face | V0531 | \$15 | \$16.50 |
| 150mm | Aluminium Face | V0532 | \$18 | \$19.80 |
| 100mm | Aluminium Prism Face | V0537 | \$16 | \$17.60 |
| 125mm | Aluminium Prism Face | V0538 | \$19 | \$20.90 |
| 150mm | Aluminium Prism Face | V0539 | \$22 | \$24.20 |
| 100mm | Rubber Face | V0534 | \$14 | \$15.40 |
| 125mm | Rubber Face | V0535 | \$15 | \$16.50 |
| 150mm | Rubber Face | V0536 | \$18 | \$19.80 |


Plastic Soft Jaws



- Thermo plastic polyurethane with magnetic back



Serrated-Face



Plastic Multigrip

| SIZE | TYPE | CODE | ex GST | inc GST |
|-------|-------------------|-------|-------------|---------|
| 100mm | Serrated-Face | V054 | \$14 | \$15.40 |
| 150mm | Serrated-Face | V0542 | \$18 | \$19.80 |
| 100mm | Plastic Multigrip | V0544 | \$14 | \$15.40 |
| 150mm | Plastic Multigrip | V0546 | \$18 | \$19.80 |

Tools & Machine Accessories

Magnetic Chucks

- Cam-operated On/Off handle to hold and release the work-piece
- Powerful permanent magnet with side keeper plate
- Thick top and base plate for maximum rigidity
- Fine pitched magnetic poles make it suitable for small & thin pieces

| SIZE (L x W x H) | CODE | ex GST | inc GST |
|------------------|------|----------------|---------|
| 250 x 125 x 48mm | C300 | \$400 | \$440 |
| 300 x 150 x 48mm | C302 | \$580 | \$638 |
| 450 x 150 x 53mm | C306 | \$790 | \$869 |
| 450 x 200 x 53mm | C308 | \$1,040 | \$1,144 |



Drilling Vices

| SIZE | TYPE | CODE | ex GST | inc GST |
|-------|---------|------|-------------|---------|
| 100mm | Flat | V124 | \$29 | \$31.90 |
| 127mm | Flat | V125 | \$45 | \$49.50 |
| 152mm | Flat | V126 | \$55 | \$60.50 |
| 100mm | Tilting | V114 | \$90 | \$99.00 |



Compound Table

- Manufactured in cast iron
- Graduated dials
- 2 x 12mm tee slots
- 0.001" hand wheel graduation


| TABLE SIZE | LONG TRAVEL | CROSS TRAVEL | TOTAL HEIGHT | T-SLOT | WEIGHT | CODE | ex GST | inc GST |
|------------|-------------|--------------|--------------|--------|--------|------|--------------|---------|
| 155x470mm | 290mm | 177mm | 130mm | 12mm | 28kg | M198 | \$270 | \$297 |



Drill Press Vices

- Prismatic jaw for securely clamping round work pieces
- Compact design
- Guide screw lead in mechanism


| SIZE | OPENING | DEPTH | CODE | ex GST | inc GST |
|-------|---------|-------|-------|--------------|---------|
| 100mm | 100mm | 30mm | V1270 | \$80 | \$88 |
| 100mm | 100mm | 30mm | V1441 | \$110 | \$121 |
| 130mm | 120mm | 35mm | V1451 | \$140 | \$154 |



Compound Table Swivel Base

- Manufactured from cast steel
- Swivel base 360 degree
- Graduated dials

| TABLE SIZE | LONG TRAVEL | CROSS TRAVEL | TOTAL HEIGHT | T-SLOT | WEIGHT | CODE | ex GST | inc GST |
|------------|-------------|--------------|--------------|--------|--------|-------|--------------|---------|
| 240x425mm | 200mm | 150mm | 165mm | 12mm | 58kg | M2061 | \$650 | \$715 |



Drill Press Vice

- Hardened prismatic jaws

| SIZE | OPEN | CODE | ex GST | inc GST |
|-------|-------|-------|--------------|---------|
| 100mm | 110mm | V1541 | \$140 | \$154 |
| 140mm | 150mm | V1551 | \$240 | \$264 |
| 200mm | 200mm | V1581 | \$350 | \$385 |



90° Angle Vice Clamp

- Self aligning jaws clamps 90°
- Clamps round, square, angle-iron, rectangle & channel sections

| MAX. JAW OPENING | MAX. JAW HEIGHT | MAX. JAW LENGTH | CODE | ex GST | inc GST |
|------------------|-----------------|-----------------|------|--------------|---------|
| 60mm | 35mm | 60mm | V099 | \$100 | \$110 |
| 100mm | 60mm | 90mm | V100 | \$150 | \$165 |



Precision Drill Press Vices

- Jaws hardened to HRC52

| SIZE | OPEN | CODE | ex GST | inc GST |
|-------|-------|------|--------------|---------|
| 100mm | 100mm | V141 | \$280 | \$308 |
| 130mm | 110mm | V142 | \$340 | \$374 |
| 160mm | 115mm | V143 | \$390 | \$429 |



90° Angle Vice with Top Clamp

- Top clamp swivels up & out for convenience
- Self aligning jaws clamps 90°
- Bottom & top clamps round, square, angle-iron, rectangle & channel sections
- Ideal for welding applications

| JAW OPENING | WEIGHT | CODE | ex GST | inc GST |
|-------------|--------|------|--------------|---------|
| 100mm | 25kg | V101 | \$270 | \$297 |



Heavy Duty Drill Press Vice

- Australian made with 25 year warranty
- Manufactured from quality cast iron
- Case hardened steel serrated jaws
- Accurately machine slide faces & base

| SIZE | OPEN | CODE | ex GST | inc GST |
|-------|-------|------|-----------------|---------|
| 100mm | 120mm | V138 | \$336.36 | \$370 |
| 125mm | 250mm | V139 | \$545.45 | \$600 |




Compound Drill Vices

- Cast iron body
- Adjustable slides

Light Duty Range

| SIZE | TRAVEL | CODE | ex GST | inc GST |
|-------|-----------|------|--------------|---------|
| 105mm | 114 x 102 | V120 | \$80 | \$88 |
| 150mm | 203 x 152 | V122 | \$120 | \$132 |



Compound Drill Vices

- Cast iron body
- Adjustable slides

Heavy Duty Range

| SIZE | TRAVEL | CODE | ex GST | inc GST |
|-------|-----------|-------|--------------|---------|
| 105mm | 100 x 100 | V1204 | \$90 | \$99 |
| 125mm | 125 x 125 | V1205 | \$140 | \$154 |



Tools & Machine Accessories

Air Power Draw Bar - NT30, NT40 **ALIGN**


- Includes: NT30 x M12 & NT40 x M16 draw bars
- NOTE: Optional draw bars available (R8 x 7/16") & (NT40 x 5/8")



| SPEED | TORQUE | AIR PRESS | VOLTAGE | CODE | ex GST | inc GST |
|---------|----------|-----------|---------|------|----------------|----------------|
| 3000rpm | 150ft/lb | 90psi | 24V | M247 | \$1,150 | \$1,265 |

Horizontal Attachment

- Suits most turret mills
- Adjustable arbor support 140-170mm
- Supplied with Ø1" x 12" milling arbor
- Max. speed 2000rpm



| MODEL | TAPER | SUITS QUILL SIZE | CODE | ex GST | inc GST |
|----------|-------|------------------|------|----------------|----------------|
| HMA-386 | NT30 | 86mm | M213 | \$1,190 | \$1,309 |
| HMA-4105 | NT40 | 105 & 86mm | M217 | \$1,250 | \$1,375 |

Keyway Broach Sets

- HSS broach set consisting of broaches, bushes & packing shims



| TYPE | BROACH WIDTH | BUSHES Ø | CODE | ex GST | inc GST |
|----------|-------------------------|--|------|--------------|--------------|
| Metric | 4, 5, 6, 8mm | 12, 14, 15, 16, 18, 19, 20, 22, 24, 25, 26, 28, 30mm | M498 | \$360 | \$396 |
| Imperial | 1/8", 3/16", 1/4", 3/8" | 1-1/2", 1-3/8", 1-1/4", 1-1/8", 1", 7/8", 3/4", 5/8", 1/2" | M500 | \$320 | \$352 |

Slotting Machine

SL-100

- Swivel head tilts left and right 90°
- 800 x 240mm work table size
- 560 x 230mm work table travel
- Dovetail vertical Z-Axis
- 0-100mm machining stroke range
- Strokes per minute 60-350 (6 ranges)
- Heavy duty cast iron construction
- 14mm T-Slot on table
- Suits 16mm diameter tooling
- 370W/0.5hp, 240V motor
- Includes safety chuck guard with micro
- Includes steel fabricated stand



Shown Slotting Keyway with Optional Clamps & Tooling



Swivel head tilts left and right 90°

| MODEL | SL-100 | |
|-----------------|----------------|------------------|
| ORDER CODE | S707 | |
| Maximum Stroke | mm | 100 |
| Ram Stroke | stroke/min | 60-350 (6 steps) |
| Work Table Size | mm | 800 x 240 |
| Table Travels | mm | 560 x 230 |
| Motor Power | W / hp | 370 / 0.5 |
| Voltage | V | 240 |
| Weight | kg | 330 |
| PRICE | ex GST | \$4,750 |
| PRICE | inc GST | \$5,225 |

Riser Spacer - Suit Milling Machines



| CODE | M223 | M224 |
|------------------------|--|--|
| Spacer Height | 152mm | 152mm |
| Thread Type | 1/2" x 12tpi BSW | M12 x 1.75mm Metric |
| Suits Milling Machines | BM-20A, BM-20A, BM-20E, BM-30A, BM-30, BM-40V, BM-50VE, BM-65VE, BM-70VE | BM-22A, BM-22AD, BM-22, BM-23A, BM-52VE, BM-53VE, BM-62VE, BM-63VE |
| ex GST | \$790 | \$790 |
| inc GST | \$869 | \$869 |



Power Feed Units

- Variable speed feed
- Rapid feed override
- Automatic cut-out
- 110V drive motor



| AXIS | SUITS | SPEED RANGE | TORQUE | CODE | ex GST | inc GST |
|---------------------------------------|--------------|-------------|----------------|-------|--------------|--------------|
| X-Axis | Mill-Drill | 0-270rpm | Max. 550 in/lb | M230 | \$520 | \$572 |
| 240V Input to 110V Output Transformer | | | | M240 | \$200 | \$220 |
| X-Axis | Turret Mills | 0-160rpm | Max. 650 in/lb | M227 | \$540 | \$594 |
| Y-Axis | Turret Mills | 0-160rpm | Max. 650 in/lb | M229 | \$570 | \$627 |
| Z-Axis | Turret Mills | 0-160rpm | Max. 650 in/lb | M2295 | \$570 | \$627 |

Keyway Broaches - Individual

- HSS consisting of a broach & packing shim



| SIZE | CODE | ex GST | inc GST |
|------|-------|-----------------|-----------------|
| 3mm | M4982 | \$50.00 | \$55.00 |
| 4mm | M4983 | \$65.00 | \$71.50 |
| 5mm | M4984 | \$65.00 | \$71.50 |
| 6mm | M4985 | \$80.00 | \$88.00 |
| 8mm | M4986 | \$90.00 | \$99.00 |
| 10mm | M4987 | \$140.00 | \$154.00 |
| 12mm | M4988 | \$140.00 | \$154.00 |

| SIZE | CODE | ex GST | inc GST |
|-------|-------|-----------------|-----------------|
| 1/8" | M5002 | \$60.00 | \$66.00 |
| 3/16" | M5003 | \$65.00 | \$71.50 |
| 1/4" | M5004 | \$85.00 | \$93.50 |
| 5/16" | M5005 | \$90.00 | \$99.00 |
| 3/8" | M5006 | \$90.00 | \$99.00 |
| 1/2" | M5008 | \$140.00 | \$154.00 |

Tools & Machine Accessories

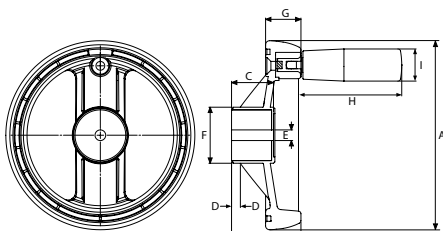
Handwheels

- ABS handwheels supplied with foldable handle
- Aluminium handwheels supplied with a revolving type phenolic handle
- All hand wheels included threaded grub screw to secure handwheel
- Black coloured finish
- Aluminium centre supplied with bore size that requires machining to suit your application



H9018

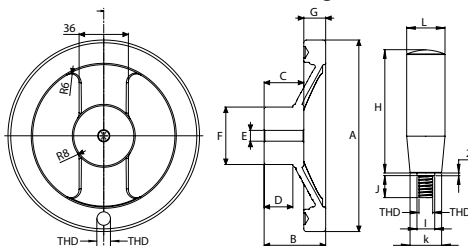
Hand Wheel - Folding Handle



All measurements in mm & kgs

| CODE | A | B | C | D | E | F | G | H | I | WEIGHT |
|-------|-----|----|------|---|---|----|------|----|----|--------|
| H9010 | 80 | 40 | 24.5 | 3 | 6 | 30 | 19.5 | 57 | 19 | 0.19 |
| H9011 | 100 | 40 | 24.5 | 3 | 8 | 36 | 21.5 | 67 | 21 | 0.28 |
| H9012 | 125 | 47 | 26.5 | 3 | 8 | 39 | 25.5 | 86 | 23 | 0.42 |

Aluminium Hand Wheel - Revolving Handle



* Aluminium centre supplied standard that requires machining to suit your application

| CODE | A | B | C | D | E | F | G | H | I | J | THD | K | L | WEIGHT |
|-------|-----|----|----|----|----|----|----|----|----|----|-----|----|----|--------|
| H9018 | 100 | 34 | 23 | 15 | 8 | 38 | 14 | 65 | 12 | 12 | M8 | 19 | 23 | 0.30 |
| H9019 | 125 | 41 | 25 | 16 | 8 | 40 | 15 | 65 | 12 | 12 | M8 | 19 | 23 | 0.40 |
| H9021 | 160 | 46 | 30 | 19 | 8 | 42 | 18 | 80 | 13 | 16 | M10 | 21 | 26 | 0.68 |
| H9022 | 200 | 55 | 38 | 18 | 10 | 49 | 21 | 90 | 16 | 13 | M10 | 23 | 28 | 1.06 |

| WHEEL DIA. | HANDLE TYPE | BORE CODE | ex GST | inc GST |
|------------|-------------|-----------|--------|---------|
| Ø80mm | ABS-Folding | 6mm H9010 | \$27 | \$29.70 |
| Ø100mm | ABS-Folding | 8mm H9011 | \$30 | \$33.00 |
| Ø125mm | ABS-Folding | 8mm H9012 | \$40 | \$44.00 |

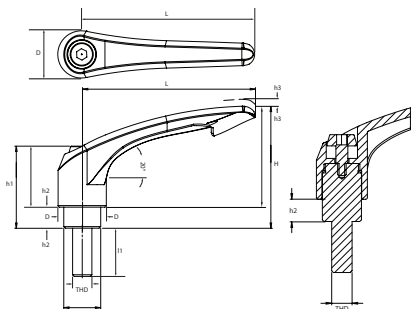
| WHEEL DIA. | HANDLE TYPE | BORE CODE | ex GST | inc GST |
|------------|-------------|------------|--------|---------|
| Ø100mm | Aluminium | 8mm H9018 | \$30 | \$33.00 |
| Ø125mm | Aluminium | 8mm H9019 | \$38 | \$41.80 |
| Ø160mm | Aluminium | 8mm H9021 | \$54 | \$59.40 |
| Ø200mm | Aluminium | 10mm H9022 | \$68 | \$74.80 |

Adjustable Hand Levers

- Designed for applications where space is constrained and components have to be clamped at a particular lever angle. The lever disengages and can be swivelled to the desired clamping position
- Handle made from zinc alloy
- Available with internal or external threads
- Sold in pairs



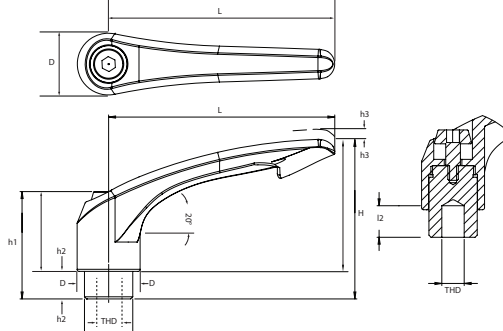
Male Thread - Adjustable Hand Levers



All measurements in mm & kgs

| CODE | L | THD | I1 | H | h1 | h2 | h3 | D | d1 | WEIGHT |
|-------|----|----------|----|----|------|-----|-----|------|------|--------|
| H9072 | 45 | M6x1.0 | 40 | 40 | 25 | 5 | 4 | 13.5 | 10 | 0.04 |
| H9074 | 63 | M8x1.25 | 40 | 45 | 31.5 | 7.5 | 3.5 | 18 | 13.5 | 0.09 |
| H9076 | 80 | M10x1.5 | 50 | 55 | 36.5 | 9 | 4 | 21.5 | 16 | 0.15 |
| H9078 | 90 | M12x1.75 | 50 | 70 | 43.5 | 12 | 5 | 24 | 19 | 0.22 |

Female Thread - Adjustable Hand Levers



All measurements in mm & kgs

| CODE | L | THD | I2 | H | h1 | h2 | h3 | D | d1 | WEIGHT |
|-------|----|----------|----|----|------|-----|-----|------|------|--------|
| H9082 | 45 | M6x1.0 | 11 | 40 | 25 | 5 | 4 | 13.5 | 10 | 0.03 |
| H9084 | 63 | M8x1.25 | 14 | 45 | 31.5 | 7.5 | 3.5 | 18 | 13.5 | 0.07 |
| H9086 | 80 | M10x1.5 | 15 | 55 | 36.5 | 9 | 4 | 21.5 | 16 | 0.12 |
| H9088 | 90 | M12x1.75 | 20 | 70 | 43.5 | 12 | 5 | 24 | 19 | 0.17 |



| HANDLE LENGTH | THREAD | THREAD LENGTH | CODE | ex GST | inc GST |
|---------------|----------|---------------|-------|--------|---------|
| 45mm | M6x1.0 | 40mm - EXT | H9072 | \$17 | \$18.70 |
| 63mm | M8x1.25 | 40mm - EXT | H9074 | \$22 | \$24.20 |
| 78mm | M10x1.5 | 50mm - EXT | H9076 | \$29 | \$31.90 |
| 92mm | M12x1.75 | 50mm - EXT | H9078 | \$32 | \$35.20 |
| 45mm | M6x1.0 | 40mm - EXT | H9082 | \$17 | \$18.70 |
| 63mm | M8x1.25 | 40mm - EXT | H9084 | \$22 | \$24.20 |
| 78mm | M10x1.5 | 50mm - EXT | H9086 | \$29 | \$31.90 |
| 92mm | M12x1.75 | 50mm - EXT | H9088 | \$32 | \$35.20 |

Revolving Handles

Resin Finish

- Zinc plated steel shank
- Sold individually



Chrome Finish

- Steel revolving handle
- Sold individually



| HANDLE LENGTH | OUTSIDE THREAD | CODE | ex GST | inc GST |
|---------------|----------------|-------|--------|---------|
| 50mm | M6 x 1.0 | H9042 | \$9 | \$9.90 |
| 65mm | M8 x 1.25 | H9043 | \$10 | \$11.00 |
| 80mm | M10 x 1.5 | H9044 | \$12 | \$13.20 |



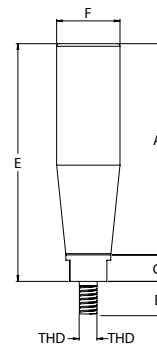
| HANDLE LENGTH | OUTSIDE THREAD | CODE | ex GST | inc GST |
|---------------|----------------|-------|--------|---------|
| 50mm | M6 x 1.0 | H9050 | \$12 | \$13.20 |
| 62mm | M8 x 1.25 | H9051 | \$15 | \$16.50 |
| 82mm | M10 x 1.5 | H9052 | \$18 | \$19.80 |



Revolving Handle

All measurements in mm & kgs

| CODE | THD | A | B | C | E | F | WEIGHT |
|-------|-----|----|----|----|----|----|--------|
| H9050 | M6 | 50 | 10 | 8 | 58 | 16 | 0.11 |
| H9051 | M8 | 62 | 10 | 8 | 70 | 19 | 0.16 |
| H9052 | M10 | 80 | 12 | 10 | 92 | 23 | 0.26 |



Lock Handle Table

- 1/2" BSW x 1"
- Sold individually



| CODE | ex GST | inc GST |
|-------|--------|---------|
| MJ037 | \$25 | \$27.50 |

Handle Hand Piece

- 3/8" Thread
- Sold individually



| CODE | ex GST | inc GST |
|-------|---------|---------|
| MJ083 | \$21.82 | \$24 |

Ball Crank & Handle

- 3/8" Thread
- Sold individually



| CODE | ex GST | inc GST |
|-------|--------|---------|
| MJ143 | \$130 | \$143 |

Hand Wheel & Handle

- 16mm inside diameter, 160mm outside diameter
- Sold individually



| CODE | ex GST | inc GST |
|-------|--------|---------|
| MQ701 | \$80 | \$88 |

Tools & Machine Accessories

Air Compressor Oils

- Reciprocation compressor oil
- Available in ISO 100 & ISO 150



| SIZE | Standard | SUITS | CODE | ex GST | inc GST |
|------|----------|------------------|------|--------|---------|
| 1L | ISO 100 | 240V Compressors | C347 | \$30 | \$33 |
| 5L | ISO 150 | 415V Compressors | C346 | \$140 | \$154 |

Hydraulic Oils

- SUPERDRAULIC is a range of high performance, zinc based anti-wear hydraulic oils
- Long fluid life due to enhanced chemical and thermal stability



| SIZE | GRADE | CODE | ex GST | inc GST |
|------|------------|------|------------|---------|
| 5L | Hi Temp 46 | O002 | \$42.73 | \$47 |
| 20L | 46 | O004 | \$113.64 | \$125 |
| 205L | 46 | O005 | \$1,090.91 | \$1,200 |

Threading Oils

- Used for bolt & pipe threading



| SIZE | GRADE | CODE | ex GST | inc GST |
|------|----------|------|--------|---------|
| 5L | Standard | O006 | \$100 | \$110 |
| 5L | High | O007 | \$130 | \$143 |

XDP-SW68 Slide Way Oil

- XDP Slideway Oils are high performance slideway lubricants
- Chloride, nitrate and silicone free
- Prevent corrosion damage to machinery



| SIZE | CODE | ex GST | inc GST |
|------|-------|--------|---------|
| 5L | O003A | \$60 | \$66 |

Hand Cleaner

Creamy fluid hand cleanser with unique detergent and softening properties.



| CODE | O062R | O065 | O060 | O062 | O064 | |
|-------|---------|------------|-----------|---------|------|-------|
| Size | Litres | 3 (Refill) | Dispenser | 1 | 5 | 20 |
| PRICE | ex GST | \$30 | \$90 | \$25 | \$50 | \$150 |
| PRICE | inc GST | \$33 | \$99 | \$27.50 | \$55 | \$165 |

Rust & Corrosion Protection

- Fluid Film® is a lanolin based rust/corrosion water-proof preventive and lubricant that provides long term protection and lubrication for all metal surfaces.
- Fluid Film® locks out and displaces moisture while lubricating moving parts for extended periods of time.
- Fluid Film® is the worldwide standard for corrosion protection and lubrication.
- Fluid Film® will not harm paint, plastic or synthetic rubbers
- Long lasting products that contain no solvents
- Environmentally friendly



| TYPE | SIZE | CODE | ex GST | inc GST |
|----------------|-------|------|--------|----------|
| Squeeze Bottle | 250ml | O042 | \$27 | \$29.70 |
| Spray Can | 333ml | O040 | \$27 | \$29.70 |
| Brush Can | 237ml | O043 | \$27 | \$29.70 |
| Bulk Can | 3.8L | O044 | \$120 | \$132.00 |

Tapping Compounds

- XDP-905 for drilling, tapping, cutting, maximum long term lubrication
- Guaranteed to extend tool life
- Aluminium safe
- Protects against corrosion



| TYPE | SIZE | CODE | ex GST | inc GST |
|---------------|-------|------|--------|---------|
| Tapping Fluid | 500ml | S076 | \$20 | \$22.00 |
| Tapping Spray | 400G | S077 | \$22 | \$24.20 |
| Tapping Foam | 440G | S078 | \$25 | \$27.50 |
| Tapping Paste | 200G | S075 | \$32 | \$35.20 |
| Tapping Paste | 500G | S074 | \$35 | \$38.50 |

Cold Saw Gearbox Oil

- 2 litre gearbox oil for cold saws



| CODE | ex GST | inc GST |
|------|--------|---------|
| S092 | \$75 | \$82.50 |




Tools & Machine Accessories

Coolant Pumps - 240V & 415V

- High-tensile cast iron housing
- Submersible leg type only
- Non-corrosive plastic impellers

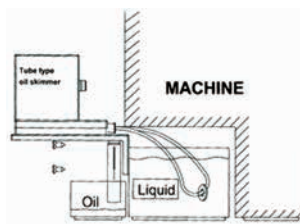
| MODEL | CP-20L1 | CP-20L3 | CP-60L3 |
|-------------------------------|----------------------|--------------|--------------|
| CODE | P232 | P233 | P230 |
| Discharge at 1M lift ltrs/min | 20 | 20 | 70 |
| Total Height (L) | mm 280 | mm 280 | mm 360 |
| Submerge Depth (L1) | mm 130 | mm 130 | mm 180 |
| 4 mount holes (PCD) | mm 128 | mm 128 | mm 158 |
| Threaded Outlet | inch 3/8" | inch 3/8" | inch 1/2" |
| Motor | hp / V 1/8 / 240 | 1/8 / 415 | 1/4 / 415 |
| Weight | kg 6.1 | 6.1 | 11.5 |
| PRICE | ex GST \$170 | \$170 | \$350 |
| PRICE | inc GST \$187 | \$187 | \$385 |



HAFCO Made in Taiwan

HD-830 Oil Skimmer - Tube type

- Used to skim oil from fluid tank through the function of continuously cyclic oil absorption
- 1 Litre per/Hour capacity
- 240V



| CODE | ex GST | inc GST |
|------|--------------|--------------|
| O200 | \$540 | \$594 |



TM Made in Taiwan

CPP-20LTR Coolant Pump & Tank

- 1/8hp 240V motor pump
- 10 litre clear PVC tank - 370 x 250 x 170mm
- 2m supply hose & 1.5m drain hose
- Safety magnetic On/Off switch
- Magnetic base & flexible nozzle

| CODE | ex GST | inc GST |
|------|--------------|--------------|
| P235 | \$320 | \$352 |



HAFCO Made in Taiwan

CB-2 Gravity Feed Coolant System

- Retro fit to most drilling & milling machines
- This gravity feed system easily mounts to the side of a drill or mill head. A second bottle adapts under a drill or mill table to collect coolant
- Includes 2 x Plastic bottles, flex hose nozzle, Flow control valve & 2 x support brackets

| CODE | ex GST | inc GST |
|------|-------------|----------------|
| P220 | \$27 | \$29.70 |

HAFCO



Soluble Metal Cutting Fluid

- Long lasting stable coolant
- Premium rust protector
- Extends tool life
- Semi-synthetic
- Chlorine, nitrate & silicone free
- Antibacterial & anti-fungal

| SIZE | CODE | ex GST | inc GST |
|-----------|-------|--------------|-----------------|
| 1 Litres | S090A | \$25 | \$27.50 |
| 5 Litres | S090 | \$60 | \$66.00 |
| 20 Litres | S091 | \$230 | \$253.00 |



Excision
Dependable Precision

Spray Oil TCT ALU

- High performing neat oil for cutting Aluminium
- Chlorine & nitrate free • Antibacterial & antifungal
- Extended tool life & improved surface finish

| SIZE | CODE | ex GST | inc GST |
|----------|------|--------------|--------------|
| 5 Litres | S070 | \$100 | \$110 |



• XDP 139

Refractometer - Brix 0-18

An industrial fluids testing device that will quickly and accurately measure the concentrate to water ratio of metalworking coolants, parts cleaners, chromating solutions and many other types of aqueous based solutions and emulsions.

- Automatic temperature compensation (ATC)
- Range: 0-18 Bx

Dirty and old coolant is also shown as blurred line. Clean new coolant is shown as a sharp line.



Measurmax

| CODE | ex GST | inc GST |
|------|--------------|--------------|
| Q670 | \$120 | \$132 |



SpillFix Universal Organic Absorbent

- 50 Litres
- Absorbs 90% under 10 minutes
- Absorbs hydrocarbons, oil to water
- Biodegradable can be composted
- Contains no harmful dust or chemicals

| TYPE | SIZE | CODE | ex GST | inc GST |
|----------|------|------|-------------|----------------|
| SpillFix | 50L | O000 | \$40 | \$44.00 |

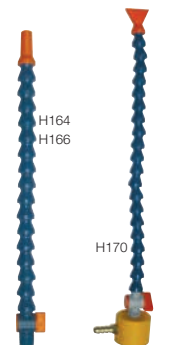
SpillFix



Flexible Coolant Hoses


- Flexible high grade plastic hose with flow control valve 330mm long (H164, H166 & H170)
- BSPT thread

| THREAD | TYPE | CODE | ex GST | inc GST |
|-------------------------------|------|------|-------------|----------------|
| 1/4" BSPT Plastic Hose Valve | | H164 | \$27 | \$29.70 |
| 3/8" BSPT Plastic / Valve | | H166 | \$35 | \$38.50 |
| 1/4" Hose Magnetic Base/Valve | | H170 | \$40 | \$44.00 |



Flexible Coolant Hose Kit - 1/4"

- 1/4" Hose (6 x 150mm = 900mm long)
- 1/4" BSPT male in-line control valve
- 1/4" In-line control valve
- 1/8" BSPT connector (2 piece)
- 1/4" BSPT connector (2 piece)
- 1/16" Round nozzle (2 piece)
- 1/8" Round nozzle (2 piece)
- 1/4" Round nozzle (2 piece)
- 1/4" 90° nozzles (4 piece)
- 1/4" Flat nozzles (5 piece)
- 1/4" "Y" fitting
- 1/4" Hose connector pliers



| CODE | ex GST | inc GST |
|------|-------------|----------------|
| H165 | \$85 | \$93.50 |

Flexible Coolant Hose Kit - 1/2"

- 1/2" Hose (6 x 150mm = 900mm long)
- 1/2" BSPT male in-line valve
- 1/2" In-line control valve
- 3/8" BSPT connector (2 piece)
- 1/2" BSPT connector (2 piece)
- 1/4" Round nozzle (2 piece)
- 3/8" Round nozzle (2 piece)
- 1/2" Round nozzle (2 piece)
- 1/2" straight connector
- 1/2" 90° nozzle set (4 piece)
- 1/2" "Y" fitting
- 1/2" Hose connector pliers




| CODE | ex GST | inc GST |
|------|-------------|----------------|
| H167 | \$80 | \$88.00 |

Tools & Machine Accessories

Hex & Torx Key Sets - Industrial Series

- Metric Hex Set: 1.5, 2, 2.5, 3, 4, 5, 6, 8 and 10mm (H810)
- Imperial Hex Set: 1/16, 5/64, 3/32, 1/8, 5/32, 3/16, 1/4, 5/16, 3/8" (H811)
- Torx Set: T10, T15 & T20 T25, T27, T30, T40, T45 & T50 (H812)
- Extra long for increase reach and leverage
- Hardened S2 with satin finish & powder coated
- Ball head design allows turning of hard to reach fasteners (H810 & H811 only)




Shown Open



Ball End - Metric & Imperial only

| TYPE | RANGE | SET | CODE | ex GST | inc GST |
|--------------|-------------|---------|------|--------|---------|
| Metric Hex | 1.5 - 10mm | 9 piece | H810 | \$35 | \$38.50 |
| Imperial Hex | 1/16 - 3/8" | 9 piece | H811 | \$35 | \$38.50 |
| Torx | T10 - T50 | 9 piece | H812 | \$35 | \$38.50 |



Metric Hex Set



Imperial Hex Set



Torx Set

ACP-155 Automatic Centre Punch

- No need to use a hammer, just line up, press to automatically punch a centre point
- Centre punch can be removed & sharpened
- 155mm long - ergonomically shaped body



Made in Taiwan



| CODE | ex GST | inc GST |
|------|--------|---------|
| P368 | \$25 | \$27.50 |

Cold Chisel Set - 3 Piece



- Manufactured from Hi-grade Chrome Vanadium Steel
- Flat Cold Chisels
- Width x shaft hex x length: 9.9 x 8.0 x 138mm
12.6 x 11.0 x 150mm
16.2 x 12 x 165mm



| CODE | ex GST | inc GST |
|------|--------|---------|
| P363 | \$15 | \$16.50 |

Magnetic Swarf Remover



- Pick up steel swarf & small items
- Body constructed from Ø25mm stainless steel
- Adjustable material stop release via plastic ring



| LENGTH | CODE | ex GST | inc GST |
|--------|------|--------|---------|
| 400mm | L300 | \$80 | \$88 |
| 700mm | L301 | \$100 | \$110 |

Magnetic Floor Sweeper



- Pick up metal shavings up to 13kg
- Adjustable head sweeping height 19-44mm
- 600mm wide head
- Quick release magnet
- 180mm rubber tyre wheels
- 630 to 1020mm handle



| CODE | ex GST | inc GST |
|-------|--------|---------|
| M9991 | \$100 | \$110 |

UTS-1 Universal Tool Stand



- 100kg maximum load capacity
- 335 x 590 x 770mm top area
- 4 x Ø10mm top mounting holes @ 280 x 540mm centres
- 430mm high centre support frame
- 560 x 820mm leg floor space



| CODE | ex GST | inc GST |
|------|--------|---------|
| W810 | \$60 | \$66 |

UTS-3HD Universal Stand



- Heavy steel construction
- 200kg maximum load capacity
- 585 x 390 table surface
- 50 x 50 x 4mm steel angle legs with adjustable feet
- 3mm plate steel top
- Steel plate top offers the ability to drill & tap for solid mounting



| CODE | ex GST | inc GST |
|------|--------|----------|
| W811 | \$125 | \$137.50 |

Tools & Machine Accessories

Hex & Torx Key Sets



- Metric Hex Set: 2, 2.5, 3, 4, 5, 6, 8, 10mm (H820)
- Imperial Hex Set: 5/64, 3/32, 1/8, 3/16, 1/4, 5/16, 3/8" (H821)
- Torx Set: T10, T15, T20, T25, T27, T30, T40, T45, T50 (H822)
- Chrome vanadium steel
- Aluminium sleeve for continuous rotation
- Adjustable 3 detent positions on T-bar handle
- T-bar safety clips preventing it from sliding out
- Black phosphate finish on tips
- Metal storage stand that can be mounted to wall



Metric Hex Set



Imperial Hex Set



Torx Set



| TYPE | RANGE | SET | CODE | ex GST | inc GST |
|--------------|-------------|---------|------|--------|---------|
| Metric Hex | 2 - 10mm | 8 piece | H820 | \$90 | \$99 |
| Imperial Hex | 5/64 - 3/8" | 8 piece | H821 | \$90 | \$99 |
| Torx | T10 - T50 | 9 piece | H822 | \$90 | \$99 |

Centre Punch Set - Extra Long



- High carbon steel hardened & tempered
- Knurled body for better grip
- Point size x body diameter x length:
2.5 x 8.0 x 150mm, 5.5 x 9.5 x 150mm
7.0 x 12.0 x 150mm



| CODE | ex GST | inc GST |
|------|--------|---------|
| P367 | \$18 | \$19.80 |

Pin Punch Set - 6 Piece

- Manufactured from Hi-grade Chrome Vanadium Steel
- Pin Punches
- Includes pin punches
Ø3, Ø4, Ø5, Ø6, Ø7 & Ø8mm



| CODE | ex GST | inc GST |
|------|--------|---------|
| P365 | \$22 | \$24.20 |

Letter & Number Punch Sets



- High quality carbon steel
- Hardened to provide toughness & stable punch life



| MODEL | SIZE | TYPE | CODE | ex GST | inc GST |
|--------|-------|--------|------|--------|---------|
| NLP-L5 | 3/16" | Letter | P350 | \$29 | \$31.90 |
| NLP-N5 | 3/16" | Number | P351 | \$15 | \$16.50 |
| NLP-L8 | 5/16" | Letter | P354 | \$49 | \$53.90 |
| NLP-N8 | 5/16" | Number | P355 | \$22 | \$24.20 |

Punch & Cold Chisel Set



- Manufactured from hi-grade chrome vanadium steel
- 14 piece set
- Includes 5 x cold chisels, 4 x pin punches, 4 x tapered punches, 1 x centre punch



| CODE | ex GST | inc GST |
|------|--------|---------|
| P364 | \$75 | \$82.50 |

Individual Engineers Files



- High quality hardened & tempered carbon steel
- Cutting teeth on both edges of file
- 250mm length



| Shape | Cut (Teeth) | CODE | ex GST | inc GST |
|------------|-------------|------|--------|---------|
| Flat | Coarse | F120 | \$17 | \$18.70 |
| Flat | Second Cut | F121 | \$17 | \$18.70 |
| Flat | Smooth | F122 | \$17 | \$18.70 |
| Half Round | Coarse | F124 | \$17 | \$18.70 |
| Half Round | Second Cut | F125 | \$17 | \$18.70 |
| Half Round | Smooth | F126 | \$17 | \$18.70 |
| Round | Coarse | F127 | \$17 | \$18.70 |
| Round | Second Cut | F128 | \$17 | \$18.70 |
| Round | Smooth | F129 | \$17 | \$18.70 |

File Set - 5 piece Second Cut



- Cushion grip handle
- 200mm length files
- 1 x flat file
1 x 1/2 round file
1 x round file
1 x square file
1 x triangular file



Quality hardened & tempered carbon steel

| CODE | ex GST | inc GST |
|------|--------|---------|
| F100 | \$45 | \$49.50 |

Tools & Machine Accessories

Deburring Tool

- Pen type with pocket clip
- Includes one HSS blade
- Made in Taiwan



| CODE | ex GST | inc GST |
|------|-------------|---------|
| D040 | \$18 | \$19.80 |

Deburring Tool

- Ergonomically designed
- Has thumb rest
- Telescopic shaft
- Includes 10 HSS blades



| CODE | ex GST | inc GST |
|------|-------------|---------|
| D060 | \$30 | \$33 |

Spare Blades

- 10 x HSS blades



| SUITS CODE | ex GST | inc GST |
|----------------------|-------------|---------|
| D110 D040 D060 | \$25 | \$27.50 |
| D065 D0615 | \$25 | \$27.50 |

Sheet Metal Burr

- 2 x Ø11.7mm blades
- Simultaneously removes burrs from both sides of sheet metal
- Range 0-7.5mm



| CODE | ex GST | inc GST |
|------|-------------|---------|
| D063 | \$22 | \$24.20 |

23 Piece - Universal Deburring Set


- 2 x De-burring tool holders
- Wrenches
- 1 x Sheet metal de-burring tool
- 1 x 20mm countersink blade
- 2 x Scraper blades & 1 x "V" scraper
- 1 x Inverted "V" scraper
- 4 x Telescopic extensions
- Includes 10 x HSS blades



| CODE | ex GST | inc GST |
|------|--------------|---------|
| D065 | \$120 | \$132 |

PTD54 Pipe/Tube Deburring Tool

- Suits both internal and external
- Suitable for steel, stainless, copper
- Ø10 - Ø54mm capacity
- Aluminium knurled body
- Hardened cutting edge



External



Internal

| CODE | ex GST | inc GST |
|------|-------------|---------|
| D068 | \$75 | \$82.50 |

RCK-06 Ratchet Crimping Tool Kit

- Premium ratchet tool & 6 interchangeable heads
- Heavy-duty ratchet action & quick release spring lever enables ease of use
- Adjustable compound action increases crimping power in each squeeze
- Includes blow mould storage case
- Suitable to fulfil the requirements of the professional auto electrician, motor mechanic, tradesman or machine tool engineer.



| CODE | ex GST | inc GST |
|-------|--------------|----------|
| C1019 | \$109 | \$119.90 |

LED Handheld Work Lights

T950

- Max output: 360 lumens
- 3.7V 1800mAh Li-ion battery
- Rechargeable via USB
- 3 hours operating time
- Modes: 100% - 50% - strobe - Off
- Dimmable light
- Magnet both ends



T9501

- Max output: 400 lumens
- 3.7V 2600mAh Li-ion battery
- Rechargeable via USB
- 3 hours operating time
- 4 Modes: White COB, Red COB, Top Light On-Off, Spotlight On-Off
- Magnetic base & torch arm end



| WORK LIGHT TYPE | VOLTAGE | CODE | ex GST | inc GST |
|-------------------|---------|-------|-------------|---------|
| Slim Rechargeable | 3.7V | T950 | \$20 | \$22.00 |
| LED Rechargeable | 3.7V | T9501 | \$36 | \$39.60 |

Telescopic Inspection Kit - 4 Piece

- Stainless steel
- Telescoping handle
- Ø50mm inspection mirror
- Mirror extends 240-920mm
- Pick up tool extends 165-695mm
- 1 x fixed head - 3.6kg magnetic lift
- 1 x fixed head - 2.3kg magnetic lift
- 1 x swivel head - 3.6kg magnetic lift



| CODE | ex GST | inc GST |
|-------|-------------|---------|
| M0009 | \$22 | \$24.20 |

UK-600 Deluxe Utility Knife

MACHINERYHOUSE

- 180° Folding screwdriver with hexagon magnetic adapter
- Phillips & slotted bit included
- Integrated pocket / belt clip
- Built-in blade and bit storage with 2 extra blades
- Includes blades and bits



Blade Bit Storage



| CODE | ex GST | inc GST |
|------|-------------|---------|
| T980 | \$15 | \$16.50 |

Tools & Machine Accessories

LED Work Lights

HL-35LT

- 7W LED, 60° lighting angle
- 580 lux at 1 metre
- 5700K daylight white
- Flexible gooseneck arm, 500mm long
- Mounting via Magnetic base or 4 holes through base
- 1.8 metre cord, 240V 10amp



HL-14LT

- 14W LED
- 300mm long aluminium lamp head
- 5700K daylight white
- Dimmer control 10% -100%
- Flexible gooseneck arm, 500mm long
- Mounting via Magnetic base or 4 holes through base
- 1.8 metre cord, 240V 10amp



HL-72L

- 14W LED
- 5700K daylight white
- Dimmer control 10% -100%
- 2.25x clear magnification lens on centre of light head
- 800mm long arm permits the light to reach a large area
- 4 off mounting holes on base
- 1.8 metre cord, 240V 10amp



HL-57L

- Low voltage AC/DC 24V operation
- 1.8 metre cord (no plug)

HL-57LT

- 1.8 metre cord, 240V 10amp

HL-57L & HL-57LT Features

- 14W LED, 60° lighting angle
- 1934 lux at 1 metre
- 5700K colour temperature
- 400mm length arms
- Head swivels 310° and base 360°
- Totally enclosed dust and splash proof lighting head (IP-65)
- 4 off mounting holes on base



| MODEL | WORK LIGHT TYPE | VOLTAGE | CODE | ex GST | inc GST |
|---------|---|---------|-------|--------------|-----------------|
| HL-35LT | 7W LED Light Flexible Arm | 240V | L2814 | \$130 | \$143.00 |
| HL-57L | 14W LED Light Swivel Head & Base | 24V | L2841 | \$160 | \$176.00 |
| HL-57LT | 14W LED Light Swivel Head & Base | 240V | L2851 | \$160 | \$176.00 |
| HL-14LT | 14W LED Light & Dimmer Control - Flexible Arm | 240V | L2816 | \$160 | \$176.00 |
| HL-72L | 14W LED Light With Magnifier & Dimmer Control | 240V | L2821 | \$220 | \$242.00 |

Soft Face Hammer

- Ø40mm soft faces
- 2 x Plastic inserts
- 1 x Nylon insert
- 1 x Brass insert
- 250mm genuine hickory handle



| CODE | ex GST | inc GST |
|------|-------------|----------------|
| H870 | \$35 | \$38.50 |

Nylon Face Hammer

- Ø40mm press fit nylon faces
- Heads filled with shot which removes recoil
- Dead blow type
- Fabricated steel head
- 250mm genuine hickory handle



| CODE | ex GST | inc GST |
|------|-------------|----------------|
| H880 | \$54 | \$59.40 |

Soft Face Hammer

- Ø45mm soft faces
- 1 x Copper insert
- 1 x Steel insert
- 1 x Aluminium insert
- 1 x Polyurethane (Pu) insert
- 1 x Nylon
- 300mm genuine hickory handle



| CODE | ex GST | inc GST |
|------|-------------|-------------|
| H875 | \$90 | \$99 |

Markers - Paint & Pencil



- Quality & durable markers

| MARKER TYPE | CODE | ex GST | inc GST |
|--------------------------------|-------|-------------|----------------|
| Trades Marker - All Purpose | W104 | \$35 | \$38.50 |
| Refill Pack 12 Pcs - Orange | W104A | \$30 | \$33.00 |
| Silver Streak - Welders Pencil | W104B | \$3 | \$3.30 |
| Silver Streak - Marker Pen | W104C | \$35 | \$38.50 |
| White Marker - Valve Action | W104D | \$15 | \$16.50 |

| MARKER TYPE | CODE | ex GST | inc GST |
|-----------------------------------|-------|-------------|----------------|
| Yellow Marker - Valve Action | W104E | \$15 | \$16.50 |
| Refill Pack 6 Pcs - Silver Streak | W104G | \$30 | \$33.00 |
| Red Ritter - Welders Pencil | W104H | \$3 | \$3.30 |
| White Paint Marker - 3 Pack | W104I | \$20 | \$22.00 |
| Yellow Paint Marker - 3 Pack | W104J | \$20 | \$22.00 |



Assortment Packs

All the sizes you need in one convenient kit!



Hex Cap Screw Assortment - Metric

- Precision machined and heat treated
- Black oxide finished carbon steel
- Sizes range: M4, M5, M6, M8, M10

| PIECES | CODE | ex GST | inc GST |
|--------|--------|--------|---------|
| 106 | K72024 | \$20 | \$22 |



Machine Screw Assortment - Metric

- Black oxide finish for extra strength
- M6 machine screws with various lengths, flat washers, lock washers, nylon locknuts and a hex key wrench

| PIECES | CODE | ex GST | inc GST |
|--------|--------|--------|---------|
| 363 | K74358 | \$29 | \$31.90 |



Set Screw Assortment - Metric

- Includes coarse sizes and fine sizes - M3, M4, M5, M6, M8, M10
- Carbon steel construction with black oxide finish
- Female hexagonal drive • Machined helical threads


| PIECES | CODE | ex GST | inc GST |
|--------|--------|--------|---------|
| 150 | K74444 | \$20 | \$22 |



Nut & Bolt Assortment - Stainless Steel

- Stainless steel to resist rust and corrosion
- All the METRIC sizes you need in one convenient kit!
- Includes machine bolts, Hex nuts & split washers - M3, M4, M5, M6

| PIECES | CODE | ex GST | inc GST |
|--------|--------|--------|---------|
| 224 | K72062 | \$20 | \$22 |



Nylon Lock Nut Assortment - Metric

- Nylon insert works as a lock washer to keep fasteners secure
- Zinc plated to resist rust and corrosion
- For use in high vibration applications! • M4, M5, M6, M8, M10, M12

| PIECES | CODE | ex GST | inc GST |
|--------|--------|--------|---------|
| 150 | K72450 | \$20 | \$22 |



Flat & Spring Washer Assortment

- Assortment contains 12 popular METRIC sizes
- Bright zinc plated
- Carbon steel construction • Ø4, Ø5, Ø6, Ø8, Ø10, Ø12mm sizes

| PIECES | CODE | ex GST | inc GST |
|--------|--------|--------|---------|
| 790 | K72116 | \$20 | \$22 |



Hose Clamp Assortment

- Zinc plated to resist rust and corrosion
- Flat head with Phillips drive
- 8 popular sizes: 12, 15, 20, 22, 25, 27, 35, 40mm


| PIECES | CODE | ex GST | inc GST |
|--------|--------|--------|---------|
| 40 | K72146 | \$20 | \$22 |



Key Steel Assortment - Metric

- Efficiently transmit torque between the shaft and the hub through the machine key • Carbon steel • Rectangular with round edges
- Includes 13 assorted sizes in 3, 5, 6, 8, 10 & 12mm


| PIECES | CODE | ex GST | inc GST |
|--------|--------|--------|---------|
| 60 | K72310 | \$20 | \$22 |



Key Steel Assortment - Imperial (SAE)

- Efficiently transmit torque between the shaft and the hub through the machine key • Carbon steel • Rectangular with round edges
- Includes 13 assorted sizes: 1/8", 3/16", 1/4", 5/16", 3/8" & 1/2"

| PIECES | CODE | ex GST | inc GST |
|--------|--------|--------|---------|
| 60 | K72312 | \$20 | \$22 |



Woodruff Key Assortment - Metric

- Heat treated carbon steel construction
- Black oxide finished for extra strength
- Popular sizes from: (3 x 5 x 12mm) - (6 x 9 x 21mm)

| PIECES | CODE | ex GST | inc GST |
|--------|--------|--------|---------|
| 80 | K72316 | \$20 | \$22 |



Roll Pin Assortment - Metric

- Heat treated spring steel construction
- Black oxide finished
- Includes assorted sizes: 1.5, 2, 2.5, 3, 4, 5, 5.5, 6, 8 & 10mm

| PIECES | CODE | ex GST | inc GST |
|--------|--------|--------|---------|
| 120 | K72204 | \$20 | \$22 |



Spring & Hitch Pin Assortment

- Zinc plated spring steel to resist rust and corrosion
- Includes extension springs, compression springs and hitch pin
- Spring with flat and loop ends

| PIECES | CODE | ex GST | inc GST |
|--------|--------|--------|---------|
| 175 | K72712 | \$20 | \$22 |



Lynch Pin Assortment

- Spring loaded rings to ensure a secure hold when installed
- Zinc plated to resist rust and corrosion
- Low carbon steel construction
- Includes sizes: (5 x 35mm), (6 x 45mm), (8 x 45mm) & (12 x 45mm)

| PIECES | CODE | ex GST | inc GST |
|--------|--------|--------|---------|
| 50 | K74122 | \$29 | \$31.90 |



Nitrile O-Ring Assortment - Metric

- Includes 18 of the most commonly used sizes
- Use in plumbing, hydraulics, air, gas connections and many industrial applications • Assorted sizes ranging between ID Ø3 - 22mm

| PIECES | CODE | ex GST | inc GST |
|--------|--------|--------|---------|
| 225 | K72168 | \$20 | \$22 |



Nitrile O-Ring Assortment - Imperial (SAE)

- Includes 18 of the most commonly used sizes
- Use in plumbing, hydraulics, air, gas connections and many industrial applications • Assorted sizes ranging between ID Ø3/32" - 13/16"

| PIECES | CODE | ex GST | inc GST |
|--------|--------|--------|---------|
| 225 | K72169 | \$20 | \$22 |



O-Ring Assortment - Imperial (SAE)

- Resistant to heat, low/high temperature, air, water, petroleum products, mineral oil and hydraulic fluids, natural gases, kerosene, silicone fluids, nonaromatic fuels and solvents
- Includes 30 of the most commonly used sizes ranging from 1/8" to 1-3/4" ID
- Use in plumbing, hydraulics, air, gas connections and many industrial applications
- Comes in a storage case with size marking and built-in width gauge

| PIECES | CODE | ex GST | inc GST |
|--------|--------|--------|---------|
| 382 | K74146 | \$29 | \$31.90 |



O-Ring Assortment - Metric

- Resistant to heat, low/high temperature, air, water, petroleum products, mineral oil and hydraulic fluids, natural gases, kerosene, silicone fluids, nonaromatic fuels and solvents
- Contains the most popular metric o-rings ranging from 2.8mm ID to 47.7mm ID
- Use in plumbing, hydraulics, air, gas, connections and many industrial applications
- Comes in a storage case with size marking and built-in width gauge

| PIECES | CODE | ex GST | inc GST |
|--------|--------|--------|---------|
| 397 | K74150 | \$29 | \$31.90 |



Grease Nipples Assortment

- A complete collection of replacement hydraulic grease fittings
- Includes M6 x 1mm & M10 x 1mm in straight, 45° & 90°
- Zinc plated steel construction

| PIECES | CODE | ex GST | inc GST |
|--------|--------|--------|---------|
| 50 | K74234 | \$20 | \$22 |



External Snap Ring Assortment - Metric

- Durable spring steel construction
- Black oxide treated finish for extra strength
- Sizes: 3, 4, 5, 6, 8, 9, 11, 12, 13, 14, 16, 19, 20, 22, 25, 26, 28 & 32mm

| PIECES | CODE | ex GST | inc GST |
|--------|--------|--------|---------|
| 300 | K74378 | \$20 | \$22 |




Internal Snap Ring Assortment - Metric

- Durable spring steel construction
- Black oxide treated finish for extra strength
- Sizes: 3, 4, 5, 6, 8, 9, 11, 12, 13, 14, 16, 19, 20, 22, 25, 26, 28 & 32mm

| PIECES | CODE | ex GST | inc GST |
|--------|--------|--------|---------|
| 300 | K74384 | \$20 | \$22 |

Fitting & Machining, Sheet Metal, Welding & Technical Engineering



Fitting & Machining 640 Pages

- Workshop Safety & Hints
- Limits-Fits & Tolerances
- Cutting Fluids & Lubricants
- Cutting Speed & Feed Rate
- Fasteners & Screw Threads
- Hand Tools, Drills & Reamers
- Work-Holding Methods
- Marking & Measuring Tools
- Drilling Machines - Centre Lathes
- Vertical Boring Machines
- Shaping-Slotting-Planing
- Milling Machines
- Cutting Of Gears By Milling
- Grinding-Surface-Cylinders-Tools
- Centre Less Grinding
- Honing & Lapping
- Keys, Key Ways, Splines & Pins
- Power Transmission
- Lifting & Slings
- Fluid Power-Hydraulics
- Portable Power Tools
- Preventive Maintenance & Care Of Machines & Tools

| CODE | ex GST | inc GST |
|------|--------|---------|
| L341 | \$90 | \$99 |




Sheet Metal Fabrication 304 Pages

This book is for people who love old cars and who want to make their old car's sheet metal better than new with their two hands.

- Getting Started
- Techniques Welding Sheet Metal
- Brazing, Soldering & Riveting
- Cutting Sheet Metal With The Oxyacetylene Torch & Plasma
- Beginning Sheet Metal Shaping
- The Small Gas Tank Project
- Advanced Sheet Metal Shaping
- Building A Fender From Concept To Completion
- Building A Custom Pedal Car
- Floor-Pans, Rocker Panels, & Rear Quarter Panels
- Repairing Doors
- Repairing Fenders, Hoods & Truck Lids


| CODE | ex GST | inc GST |
|-------|--------|---------|
| L3455 | \$69 | \$75.90 |



Sheet Metal Shaping Tools, Skills & Projects 240 Pages

- The Peasant's Toolkit
- Building Your Own English Wheel
- Building A Power Hammer From A Kit
- Introduction To Shape & Form
- The Low Crown Panel
- The High Crown Panel
- The Reverse Curve Panel
- Scratch-Built Fender
- Patch Panelpalooza
- Shiny Trim Repair
- The Nayslayrr Model T Speedster
- Re-Creating An Indy Race Car
- Building An Aluminium Motorcycle Fairing
- Building A Pair Of Early Cadillac Fenders
- Building A 1934 Plymouth Fender
- Pourable Foam Buck
- Louvered Hoods
- MGB "Zagato"

| CODE | ex GST | inc GST |
|-------|--------|---------|
| L3457 | \$69 | \$75.90 |



How to Weld 207 Pages

How To Weld is both a perfect introduction for beginners and an excellent refresher for veterans

- History Overview
- Safety
- Tools for Metal Fabrication
- Types/Properties of Metals
- Joint Designs, Weld Positions
- Oxygen, Acetylene & Gases
- Gas Welding
- Braze Welding & Soldering
- Introduction to Arc Welding
- Shielded Metal Arc Welding
- Gas Metal Arc Welding
- Gas Tungsten Arc Welding
- Cutting Processes
- Fabrication & Projects
- Resources
- Acknowledgements
- About the Author
- Index

| CODE | ex GST | inc GST |
|-------|--------|---------|
| L3456 | \$30 | \$33 |




Engineers Black Book 235 Pages

This pocket book contains a wealth of up-to-date, useful, practical & hard to find information such as data sheets, formulae, reference tables & equivalent charts

- Tables-Standards-Illustrations
- Grinding Wheels
- Conversion Factors
- Lubricants-Coolants
- Spur Gear Calculations
- Hardening and Tempering
- Engineering Drawing Standards
- Geometrical Construction
- Sharpening-Tungsten Carbide
- Bolts & Nuts-Keys & Keyways
- Formulae-Plastics-Tapers
- Weights of Metals
- Tapping Drill Sizes
- Speeds & Feeds
- Equivalent Charts
- Tolerances & G Codes

| CODE | ex GST | inc GST |
|------|--------|---------|
| L343 | \$80 | \$88 |




Fasteners Black Book 247 Pages

The ultimate fastener reference book - Inch, Metric, ISO, DIN and more...

- Screw Thread Fundamentals
- Standards
- Heat Treatment
- Thread Classes
- Grades
- Materials & Coatings
- Failures & Corrosion
- Thread Terminology
- Fastener Strengths & Markings
- Tolerances
- Hydrogen Embrittlement
- Screw Thread Profiles
- Dimensional Specifications - Din / Iso / Ansi
- Galling
- Material Selection
- Torque Control
- Plating
- Elevated Temperature Effects

| CODE | ex GST | inc GST |
|------|--------|---------|
| L344 | \$80 | \$88 |



Measuring Equipment

Metric Multi Gauge

Measurmax

- This multi gauge is the ideal tool as it can not only identify the size of bolts by checking the length/diameters/thread pitches but also can choose correct drills & determining taps before tapping
- Stainless steel
- Black anodized coating for a protective anti rust coating
- Precision laser engraved markings
- Includes
 - 1 x Multi gauge
 - 1 x Hole gauge (remove from center)
 - 1 x Protective case




| CODE | ex GST | inc GST |
|------|--------|---------|
| Q602 | \$22 | \$24.20 |

Measuring Box Set

Measurmax

- CNC machined for high accuracy
- Precision laser engraved markings
- Black anodized coating for a protective anti rust coating
- Metric graduations
- Ground measuring face
- Includes:
 - 1 x Combination square
 - 1 x Multi gauge inc hole gauge
 - 1 x Centre gauge
 - 1 x Rafter square
 - 1 x Metal scribe
 - 1 x Padded presentation box



| CODE | ex GST | inc GST |
|------|--------|---------|
| Q605 | \$90 | \$99 |

Feeler Gauge

Measurmax

- 26 Blades x 100mm Long
- Thickness range 0.03 - 1.0mm
- High grade tool steel
- Hardened tempered & polished



| CODE | ex GST | inc GST |
|------|--------|---------|
| Q616 | \$20 | \$22 |

Screw Cutting Gauge

Measurmax

- Made from stainless steel
- Used for setting and grinding thread cutting tools
- 60° Metric and American threads
- 55° Whitworth/BSF threads
- 47.5° British Associated threads
- 14.5° ACME



| CODE | ex GST | inc GST |
|------|--------|---------|
| Q612 | \$15 | \$16.50 |

Thread Gauge

Measurmax

- Hardened steel
- Metric- 60°, 23 thread gauges
Range: 0.4 ~ 7mm pitch
- Imperial - 55°, 28 thread gauges
Range: 4 ~ 62TPI
- Includes 1 x 60° screw cutting gauge



| CODE | SIZE | ex GST | inc GST |
|------|-------------------|---------|---------|
| Q610 | 0.4-7mm / 4-62TPI | \$16.50 | \$18.15 |

Radius Gauges

Measurmax

- Accurately formed blades for checking internal and external radii.
- Sizes marked on each blade
- Provided with steel locking screws
- Made of stainless steel




| CODE | SIZE | ex GST | inc GST |
|------|----------|--------|---------|
| Q614 | 1-7mm | \$27 | \$29.70 |
| Q615 | 7.5-15mm | \$36 | \$39.60 |

Nut & Bolt Identification Set

- A handy item for any toolbox to be able to identify both external & internal threads
- Includes popular sizes for metric in coarse & fine threads, Imperial in both UNF & UNC along with Whitworth
- They come standard threaded on stainless steel wire & includes our specially designed ID ruler to able to quickly check bolt lengths

| CODE | ex GST | inc GST |
|------|--------|---------|
| Q608 | \$45 | \$49.50 |




Measurmax

New Release

Steel Rules

- Easy to read graduations
- Metric graduations on one side and imperial graduations on the reverse side
- Rust and wear resistant for durability
- Made of hardened & tempered stainless steel with satin chrome finish
- Supplied in plastic pouch

| CODE | RANGE | ex GST | inc GST |
|------|------------|--------|---------|
| Q620 | 150mm/6" | \$5 | \$5.50 |
| Q621 | 300mm/12" | \$9 | \$9.90 |
| Q622 | 600mm/24" | \$18 | \$19.80 |
| Q623 | 1000mm/40" | \$27 | \$29.70 |



Measuring Equipment

Pocket Pen Scriber

Measumax

- This durable carbide tipped scriber is designed to etch or mark very hard objects including; metals, stones, glass, plastics, ceramics, hardwood's, and concrete
- Diamond knurled for comfortable and secure grip
- Precision ground tungsten carbide scribe tip
- Includes pick up magnetic end



| CODE | TYPE | SIZE | ex GST | inc GST |
|------|--------|-------|-------------|---------|
| Q631 | Pocket | 150mm | \$25 | \$27.50 |

Double Ended Scriber

Measumax

- 190mm in length. Designed with 1 straight & 1 bent point with knurled grip and steel body. Fine line marking on metal, stone, ceramic and glass. Metal fabrication, construction marking, hobby and model making, miniature engineering and much more.
- Precision manufactured tool with hardened steel tips
- Features straight and 90° tips with knurled body



| CODE | TYPE | SIZE | ex GST | inc GST |
|------|--------------|-------|-------------|---------|
| Q630 | Double Ended | 190mm | \$14 | \$15.40 |

Precision Steel Square Grade B

Measumax

- Measumax precision steel squares are manufactured to BSS:939 Grade "B"
- Hardened and polished spring steel blade
- True right angle inside and outside



| CODE | SIZE | ex GST | inc GST |
|------|-------|-------------|---------|
| Q644 | 75mm | \$25 | \$27.50 |
| Q645 | 100mm | \$30 | \$33.00 |
| Q646 | 150mm | \$35 | \$38.50 |
| Q647 | 225mm | \$55 | \$60.50 |

Spring Calipers

Measumax

- Made from carbon steel with uniformly hardened spring & working edges
- Hardened spring and legs
- Polished finish



| CODE | TYPE | ex GST | inc GST |
|------|----------|-------------|---------|
| Q634 | Dividers | \$16 | \$17.60 |
| Q635 | Inside | \$16 | \$17.60 |
| Q636 | Outside | \$16 | \$17.60 |

Telescopic Gauge Set

Measumax

- The Measumax telescopic gauge set is used to measure internal dimensions of workpieces by comparing the dimension taken with an external micrometer
- 6 piece set
- Capacity 8 ~ 150mm (5/16" ~ 6")
- Spring loaded adjustable movement



| CODE | ex GST | inc GST |
|------|-------------|---------|
| Q618 | \$65 | \$71.50 |

Pocket Protractor

Measumax

- Stainless steel
- Etched graduations
- 0-180° range
- Brass lock nut
- 150mm rule length



| CODE | ex GST | inc GST |
|------|-------------|---------|
| Q601 | \$32 | \$35.20 |

Portable Hardness Tester

Measumax MX

- Measuring range: (170-960)HLD, (17-68.5)HRC, (19-651)HB, (80-976)HV, (30-100)HS, (59-85)HRA, (13-100)HRB
- Measuring direction: 360°
- Display: segment LCD
- Hardness scale: Leeb, Brinell, Rockwell A,B,C, Vicker, Shore (HL, HB, HRB, HRC, HRA, HV, HS)
- Data memory: max. 100 groups (relative to impact times 32~1)
- Working voltage: 3V (2 AA size alkaline battery)
- Continuous working period: about 100 hours (With back light off)
- Communication interface: USB



| CODE | ex GST | inc GST |
|------|----------------|---------|
| Q520 | \$1,500 | \$1,650 |

Digital Protractor

Measumax

- IP-65 waterproof rating
- Full 360° range (90° x 4)
- Resolution: 0.05°
- Large back light LCD screen
- Aluminium frame
- Auto shut off timer - 5 minutes
- Auto back light shut off timer
- Absolute & incremental



Magnetic base



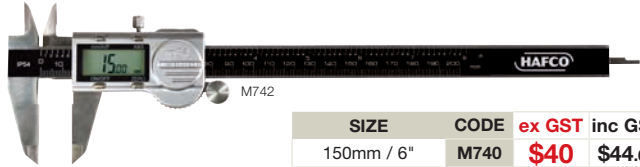
| CODE | ex GST | inc GST |
|-------|--------------|---------|
| Q2041 | \$150 | \$165 |

Measuring Equipment

Digital Calipers



- Large clear screen
- Clear graduated scale in both inch and metric
- Memory hold allows you to start work as soon as you switch on without setting zero
- Buttons for Zero setting, inch /metric, on/off
- Fine adjusting thumb wheel & position lock
- 4-way measuring

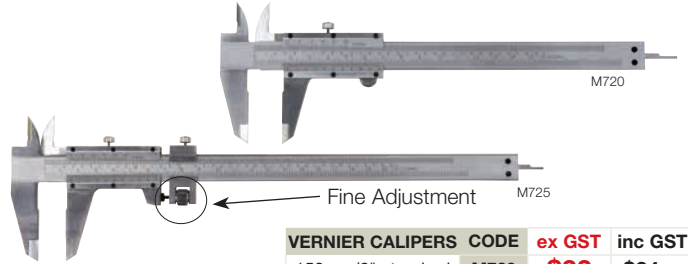


| SIZE | CODE | ex GST | inc GST |
|------------|------|--------|---------|
| 150mm / 6" | M740 | \$40 | \$44.00 |
| 200mm / 8" | M742 | \$54 | \$59.40 |

Vernier Calipers



- Stainless steel measuring faces are ground and lapped
- Metric / imperial graduations



| VERNIER CALIPERS | CODE | ex GST | inc GST |
|---------------------|------|--------|---------|
| 150mm/6" standard | M720 | \$22 | \$24.20 |
| 200mm/8" fine/adj. | M725 | \$35 | \$38.50 |
| 300mm/12" fine/adj. | M726 | \$54 | \$59.40 |

Dial Gauges



- Dial face Ø50mm
- Lugged back mounting
- Tolerance tags



| SIZE | GRAD. | CODE | ex GST | inc GST |
|--------|--------|------|--------|---------|
| 0-10mm | 0.01mm | M046 | \$35 | \$38.50 |
| 0-1" | 0.001" | M045 | \$35 | \$38.50 |

Measuring Kit



- 0 - 25mm micrometer
- 150mm / 6" rule
- 150mm / 6" vernier
- 100 x 70mm square



| CODE | ex GST | inc GST |
|------|--------|---------|
| M012 | \$65 | \$71.50 |

Height Gauges



VERNIER

- Dual imperial/metric scale
- 12"/300mm capacity
- Carbide-tipped scriber
- Includes 8mm dial gauge holder

DIGITAL

- Dual imperial/metric scale
- Presets and memory
- 12"/300mm capacity
- Carbide-tipped scriber




| TYPE | CODE | ex GST | inc GST |
|---------|------|--------|---------|
| Vernier | M700 | \$100 | \$110 |
| Digital | M704 | \$180 | \$198 |

Magnetic Bases



- Dual lock type
- Vee base 64 x 50mm
- Single lock type
- Fine adjustment
- 320mm arm reach
- 62 x 50mm base



| TYPE | CODE | ex GST | inc GST |
|-------------|------|--------|---------|
| Dual Lock | M050 | \$40 | \$44 |
| Single Lock | M051 | \$80 | \$88 |

Magnetic Bases & Dial Indicator


- Magnetic-Base: On/off switch
- Dial indicator 0-10mm



| CODE | ex GST | inc GST |
|------|--------|---------|
| M055 | \$65 | \$71.50 |

Surface Marking Out Gauge

- Scriber tip hardened to 55-60 HRC.
- Includes 2 spindles (225 & 300mm)




| CODE | ex GST | inc GST |
|------|--------|---------|
| M053 | \$70 | \$77 |

Digital Angle Rule



- Zero button
- Accuracy: 0.3°
- 360° range
- Absolute & incremental

| SIZE | CODE | ex GST | inc GST |
|-------|------|--------|---------|
| 180mm | M970 | \$35 | \$38.50 |
| 280mm | M972 | \$40 | \$44.00 |
| 480mm | M974 | \$45 | \$49.50 |



Cast Iron Surface Plate



- Close grained, stress relieved cast iron
- Precisely finished by planing & hand scraping
- Deep cross ribbed construction
- Accuracy to standard DIN876/1
- 400 x 400 x 55mm



| CODE | ex GST | inc GST |
|------|--------|---------|
| M710 | \$360 | \$396 |

Digital Bevel Box



- Ideal for measuring mitre and bevel angles on saw benches etc.
- Mini digital protractor that provides digital readings of 4 x 90°
- LCD backlight screen
- Magnets in the base
- Includes batteries





| CODE | ex GST | inc GST |
|------|--------|---------|
| M977 | \$50 | \$55 |



Measuring Equipment

Vernier Calipers

- Mono-block vernier
- 4-Way measurement
- Made of stainless steel




| CODE | RANGE | GRADUATIONS | TYPE | ex GST | inc GST |
|-------|-------------|---------------|-----------|--------------|-----------------|
| Q1945 | 0-130mm/5" | 0.02mm/0.001" | Fine Adj. | \$70 | \$77.00 |
| Q1946 | 0-180mm/7" | 0.02mm/0.001" | Fine Adj. | \$85 | \$93.50 |
| Q1947 | 0-280mm/11" | 0.02mm/0.001" | Fine Adj. | \$150 | \$165.00 |

| CODE | RANGE | GRADUATIONS | TYPE | ex GST | inc GST |
|-------|---------|---------------|-----------|-------------|----------------|
| Q194 | 0-150mm | 0.02mm | Std. Lock | \$60 | \$66.00 |
| Q1941 | 0-200mm | 0.02mm/0.001" | Std. Lock | \$79 | \$86.90 |

MeasumaX^{MX}

Vernier Calipers - Heavy Duty

- Mono-block vernier
- 4-Way measurement
- Made of stainless steel



| CODE | RANGE | GRADUATIONS | JAW LENGTH | TYPE | ex GST | inc GST |
|-------|------------|---------------|------------|-------|--------------|----------------|
| Q197 | 450mm/18" | 0.02mm/0.001" | 150mm | 3 Way | \$340 | \$374 |
| Q1985 | 600mm/24" | 0.02mm/0.001" | 150mm | 3 Way | \$360 | \$396 |
| Q199 | 1000mm/40" | 0.02mm/0.001" | 200mm | 3 Way | \$950 | \$1,045 |

MeasumaX^{MX}

Digital Calipers - IP-67 Coolant Proof

- IP-67 rated - coolant proof
- Four way measurement
- ABS & INC settings
- Clear LCD screen display: On/Off, Inch/Metric, Zero setting at any position




| CODE | RANGE | RESOLUTION | ex GST | inc GST |
|-------|-----------|----------------|--------------|--------------|
| Q1851 | 150mm/6" | 0.01mm/0.0005" | \$220 | \$242 |
| Q1861 | 200mm/8" | 0.01mm/0.0005" | \$250 | \$275 |
| Q1871 | 300mm/12" | 0.01mm/0.0005" | \$320 | \$352 |

MeasumaX^{MX}



Dial Calipers

- Easy zero adjustment
- Clear graduations
- Made of stainless steel
- Four way measurement
- Tinite coated slides




| CODE | RANGE | ex GST | inc GST |
|------|-------|--------------|-----------------|
| Q190 | 0-6" | \$120 | \$132.00 |
| Q191 | 0-150 | \$135 | \$148.50 |
| Q192 | 0-200 | \$150 | \$165.00 |

MeasumaX^{MX}

Digital Calipers - Large

- Fast processing
- Large clear LCD on/off, metric/imperial, zero switches - zero setting at any position
- Hardened S/S mechanism with patented technology
- Fine adjustment
- Absolute and incremental settings

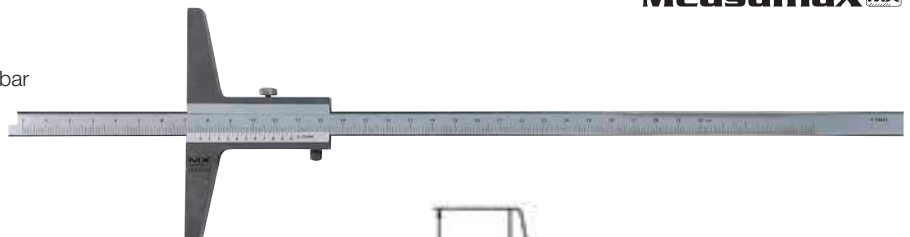


| CODE | RANGE | RESOLUTION | TYPE | ex GST | inc GST |
|-------|------------|----------------|-------|--------------|--------------|
| Q188 | 600mm/24" | 0.01mm/0.0005" | 4 Way | \$490 | \$539 |
| Q1885 | 1000mm/40" | 0.01mm/0.0005" | 2 Way | \$670 | \$737 |

MeasumaX^{MX}

Vernier Depth Gauge

- Internal & external depth measurement
- With screw at the back of the far end of the caliper bar
- Mono block stainless steel construction
- Clear laser engraved graduations
- Supplied in plastic case
- ±0.06mm accuracy
- Manufactured to ISO 10012:2003



| CODE | RANGE | TYPE | GRADUATIONS | H mm | H1 mm | ex GST | inc GST |
|-------|---------|-------|-------------|------|-------|--------------|--------------|
| Q2365 | 0-300mm | Plain | 0.05mm | 102 | 11.5 | \$120 | \$132 |

MeasumaX^{MX}

Measuring Equipment

Micrometers - Metric & Imperial

- Measuring face 6.5mm, flatness 0.0008mm
- Micro-fine clear graduations on satin chrome finish
- Ratchet stop for exact repetitive readings
- Imperial: Resolution 0.0001"
- Metric: Resolution 0.01mm
- Carbide measuring faces
- Painted cast frame
- Supplied with setting standards
- Includes deluxe foam lined plastic case & wrench

MeasumaX^{MX}





| CODE | RANGE | ex GST | inc GST |
|------|-----------|--------|----------|
| Q101 | 0-1" | \$50 | \$55.00 |
| Q103 | 1-2" | \$55 | \$60.50 |
| Q106 | 2-3" | \$60 | \$66.00 |
| Q102 | 0-25mm | \$50 | \$55.00 |
| Q105 | 25-50mm | \$55 | \$60.50 |
| Q107 | 50-75mm | \$60 | \$66.00 |
| Q110 | 75-100mm | \$66 | \$72.60 |
| Q315 | 100-125mm | \$100 | \$110.00 |
| Q316 | 125-150mm | \$120 | \$132.00 |
| Q317 | 150-175mm | \$150 | \$165.00 |
| Q320 | 175-200mm | \$170 | \$187.00 |

Micrometers - Metric with interchangeable anvils

- Baked enamel blue cast frame - resolution 0.01mm
- Interchangeable anvils fitted with adjusting collar to set the overall measurement
- Carbide measuring faces, flatness 0.0008mm
- Ratchet thimble for exact repetitive readings
- Micro-fine clear graduations on satin chrome finish

MeasumaX^{MX}



| CODE | RANGE | ACCURACY | ANVILS | ex GST | inc GST |
|------|-------------|----------|--------|---------|---------|
| Q120 | 100-200mm | 0.007 | 4 | \$390 | \$429 |
| Q123 | 200-300mm | 0.009 | 4 | \$420 | \$462 |
| Q340 | 300-400mm | 0.011 | 4 | \$570 | \$627 |
| Q350 | 400-500mm | 0.013 | 4 | \$650 | \$715 |
| Q360 | 500-600mm | 0.015 | 4 | \$750 | \$825 |
| Q370 | 600-700mm | 0.016 | 4 | \$950 | \$1,045 |
| Q380 | 700-800mm | 0.018 | 4 | \$1,090 | \$1,199 |
| Q390 | 800-900mm | 0.020 | 4 | \$1,250 | \$1,375 |
| Q391 | 900-1000mm | 0.020 | 4 | \$1,400 | \$1,540 |
| Q420 | 1000-1200mm | 0.020 | - | \$2,000 | \$2,200 |

Measuring Equipment

Digital Micrometer

- Quick, accurate and easy to use, at an economical price
- Carbide measuring faces • Large LCD • Resolution: 0.01mm/0.0005"
- Metric/Imperial conversion & zero setting keys
- Friction thimble for easy one hand use
- Includes
- Includes CR2032 battery
- Ball point adaptor for use with round pipe or tubes (wall thickness)



Q1242

MeasumaX^{MX}



Q124

| CODE | RANGE | ACCURACY | ex GST | inc GST |
|-------|----------------|----------|--------------|--------------|
| Q124 | 0-25mm / 0-1" | ±0.002mm | \$120 | \$132 |
| Q1242 | 25-50mm / 1-2" | ±0.002mm | \$150 | \$165 |

Digital Micrometer - Coolant Proof IP65

- IP65 protection against oil, water and coolant
- Large LCD for easy reading
- Carbide measuring faces, flatness 0.008mm
- Metric/Imperial conversion & zero setting keys
- Screen resolution: 0.01mm/0.005"
- Abs, and inc. conversion
- Power origin auto off
- Origin data set
- Ratchet thimble
- Chrome-plated frame



| CODE | RANGE | ACCURACY | ex GST | inc GST |
|-------|---------------|----------|--------------|--------------|
| Q1245 | 0-25mm / 0-1" | ±0.001mm | \$200 | \$220 |

MeasumaX^{MX} IP65

Screw Thread Micrometers

- V-shaped and cones-shaped anvils (interchangeable) are supplied
- 60° metric anvil set
- Dimensions of anvil-tail: Ø5 x 15mm
- Resolution: 0.01mm/0.0001"
- Ratchet friction thimble
- Painted frame, rotating spindle



Q139

| CODE | RANGE | PITCH | ACCURACY | ex GST | inc GST |
|-------|----------|---------|----------|--------------|--------------|
| Q138 | 0-25mm | 0.4-5mm | ±0.004mm | \$190 | \$209 |
| Q139 | 25-50mm | 0.6-7mm | ±0.004mm | \$200 | \$220 |
| Q1391 | 50-75mm | 0.6-7mm | ±0.004mm | \$230 | \$253 |
| Q1392 | 75-100mm | 0.6-7mm | ±0.005mm | \$250 | \$275 |

MeasumaX^{MX}

Micrometer Sets - Metric & Imperial

- Easy adjustment for re-calibrating
- Carbide tipped anvils, flatness 0.0008mm
- Micro-fine clear graduations on satin chrome finish
- All sets include adjustment wrenches and setting standards
- Deluxe blow mould case
- Painted cast frame
- Resolution: 0.01mm



Q115



Q118

Q111



Q114



| CODE | RANGE | CASE TYPE | QTY | ex GST | inc GST |
|------|-----------|------------|-----|--------------|--------------|
| Q111 | 0-75mm | Blow mould | 3 | \$150 | \$165 |
| Q114 | 0-100mm | Blow mould | 4 | \$200 | \$220 |
| Q115 | 0-150mm | Aluminium | 6 | \$420 | \$462 |
| Q118 | 150-300mm | Wooden | 6 | \$760 | \$836 |
| Q116 | 0-4" | Blow mould | 4 | \$200 | \$220 |
| Q117 | 0-6" | Aluminium | 6 | \$420 | \$462 |


MeasumaX^{MX}

Measuring Equipment

Internal Micrometers Caliper Jaw Type

MeasumaX^{MX}

- Measumax caliper type micrometers allow internal measurements of small parts to be uniform and extremely accurate
- Micro-fine graduations on satin chrome finish
- Carbide measuring faces
- Jaws made from high grade tool steel
- Standard setting ring supplied
- Accuracy: 0.05mm



| CODE | RANGE | ex GST | inc GST |
|------|---------|--------------|--------------|
| Q134 | 5-30mm | \$140 | \$154 |
| Q135 | 25-50mm | \$150 | \$165 |

Depth Micrometers

MeasumaX^{MX}

- High accuracy interchangeable rods with hardened and micro lapped flat anvils, provide a wide measuring range
- The interchangeable rods are held securely under the top ratchet section and have individual adjustment for resetting if required
- The base is hardened, ground and lapped for accuracy
- Ratchet stop for exact repetitive readings
- Positive locking clamp
- Resolution: Metric 0.01mm



| CODE | RANGE | BASE | ex GST | inc GST |
|------|---------|-------|--------------|--------------|
| Q145 | 0-50mm | 100mm | \$180 | \$198 |
| Q146 | 0-100mm | 100mm | \$250 | \$275 |

Internal Micrometers

MeasumaX^{MX}

- Each interchangeable rod is marked with the range
- Resolution: 0.01mm metric
- Resolution: 01" imperial



Tube Type



Rod Type

| CODE | RANGE | TYPE | EXTENSION RODS | ex GST | inc GST |
|-------|------------|------|----------------------------|----------------|----------------|
| Q148 | 25-50mm | Rod | 2 rods | \$220 | \$242 |
| Q149 | 50-300mm | Rod | 10 rods | \$330 | \$363 |
| Q1491 | 50-300mm | Tube | 13, 25, 2 x 50, 100mm | \$280 | \$308 |
| Q1495 | 2-12" | Tube | 0.5", 1", 2"(2pce), 4" | \$280 | \$308 |
| Q150 | 50-500mm | Tube | 13, 25, 2 x 50, 100, 200mm | \$350 | \$385 |
| Q155 | 100-1300mm | Tube | 25, 50, 100, 200, 2x400mm | \$1,150 | \$1,265 |


3-Point Internal Micrometers

- Self-centring 3-points for accurate measurement of internal diameters
- Carbide-tipped contact points
- Up to 50mm: Accuracy 0.04mm
- Over 50mm: Accuracy 0.05mm
- Within 12mm: Resolution 0.01mm
- Over 12mm: Resolution 0.05mm
- Includes setting rings



Q163

MeasumaX^{MX}



Q161

| CODE | RANGE | INDIVIDUAL RANGE | ex GST | inc GST |
|------|----------|-------------------------------|----------------|----------------|
| Q160 | 6-12mm | 6-8, 8-10, 10-12mm | \$1,150 | \$1,265 |
| Q161 | 12-20mm | 12-16, 16-20mm | \$650 | \$715 |
| Q162 | 20-50mm | 20-25, 25-30, 30-40, 40-50mm | \$1,450 | \$1,595 |
| Q163 | 50-100mm | 50-63, 62-75, 75-88, 87-100mm | \$1,850 | \$2,035 |

3-Point Internal Micrometer - Large

MeasumaX^{MX}

The Micrometers are self-centring for accurate measurement of internal diameters

- Carbide-tipped contact points
- Sets supplied with setting ring
- Resolution: 0.01mm (metric), 0.001" (imperial)
- Measurements can be taken closer to the bottom of a blind bore, & can be taken in a deep hole with an extension



| CODE | RANGE | ACCURACY | SETTING RINGS | A | L | ex GST | inc GST |
|------|-----------|----------|---------------|-------|-------|----------------|----------------|
| Q165 | 100-150mm | 0.005mm | 100mm | 0.5mm | 230mm | \$1,250 | \$1,375 |

Measuring Equipment

Dial Indicators

Economy

| CODE | RANGE | GRAD. | FACE Ø | ex GST | inc GST |
|------|--------|--------|--------|--------------|--------------|
| Q211 | 0-10mm | 0.01mm | 58mm | \$80 | \$88 |
| Q212 | 0-1" | 0.001" | 58mm | \$80 | \$88 |
| Q215 | 0-30mm | 0.01mm | 60mm | \$100 | \$110 |



Long Range

- Jewel movement
- Shock proof movement



| CODE | RANGE | GRAD. | FACE Ø | ex GST | inc GST |
|-------|--------|--------|--------|--------------|--------------|
| Q510 | 0-50mm | 0.01mm | 58mm | \$190 | \$209 |
| Q5105 | 0-80mm | 0.01mm | 58mm | \$330 | \$363 |

Precision

- Jewel movement

| CODE | RANGE | GRAD. | FACE Ø | ex GST | inc GST |
|------|--------|--------|--------|--------------|--------------|
| Q213 | 0-5mm | 0.01mm | 40mm | \$90 | \$99 |
| Q214 | 0-10mm | 0.01mm | 60mm | \$100 | \$110 |



Digital Indicator

- Metric/Imperial with data interface
- Zero setting

| CODE | RANGE | RESOLUTION | ex GST | inc GST |
|-------|-------------|----------------|--------------|--------------|
| Q2205 | 12.5mm/0.5" | 0.01mm/0.0005" | \$120 | \$132 |
| Q221 | 0-50mm/2" | 0.01mm/0.0005" | \$320 | \$352 |



Dial Test Indicator

- Large measuring range - 1.6mm - +1.6mm
- Measurement in both directions - steel ball end
- Gradient of 12 degrees on dial face
- Mono enclosure for air tight seal



| CODE | RANGE | GRAD. | ex GST | inc GST |
|------|--------|--------|--------------|--------------|
| Q218 | ±1.6mm | 0.01mm | \$180 | \$198 |

Dial Test Indicator

- Jewel movement - measuring in both directions

| CODE | RANGE | GRAD. | FACE Ø | ex GST | inc GST |
|-------|---------|---------|--------|--------------|-----------------|
| Q217 | 0-0.8mm | 0.01mm | 37mm | \$105 | \$115.50 |
| Q2171 | 0-0.03" | 0.0005" | 31.2mm | \$90 | \$99.00 |



Dial Bore Gauges

- Suitable for the inspection of deep internal diameters
- Moveable anvil on one side with interchangeable insert type anvils on the other side (above 35mm)
- Dial indicator stem 8mm



| CODE | RANGE | GRADUATIONS | DEPTH | ANVILS | SPACERS | ex GST | inc GST |
|-------|----------|-------------|-------|--------|---------|--------------|--------------|
| Q226 | 50-160mm | 0.01mm | 150mm | 12 | 4 | \$190 | \$209 |
| Q2265 | 2-6" | 0.001" | 6" | 11 | 4 | \$190 | \$209 |
| Q229 | 18-35mm | 0.01mm | 125mm | 9 | ~ | \$200 | \$220 |
| Q230 | 35-50mm | 0.01mm | 125mm | 4 | 4 | \$200 | \$220 |

Measumax MX

Magnetic Bases

Measumax



| CODE | CLAMP TYPE | REACH | ex GST | inc GST |
|-------|---------------------|-------|--------------|-----------------|
| Q430 | 1-Lock | 130mm | \$100 | \$110.00 |
| Q435 | Fine Adjustment | 300mm | \$85 | \$93.50 |
| Q4351 | H/D Fine Adjustment | 300mm | \$100 | \$110.00 |
| Q436 | 1-Lock | 330mm | \$150 | \$165.00 |

Digital Height Gauges

Digital - Single column

- Power on/off, zero at any position
- Engage & disengage hand wheel
- Fine adjustment carriage
- Metric/Imperial
- Carbide tipped scriber
- Large base for rigidity, lapped for flatness
- Stainless steel




Measumax MX

| CODE | RANGE | ACCURACY | ex GST | inc GST |
|-------|-----------------|----------|--------------|--------------|
| Q2105 | 0-300mm / 0-12" | ±0.04mm | \$630 | \$693 |
| Q2106 | 0-600mm / 0-24" | ±0.04mm | \$850 | \$935 |

Centering Dial Indicator

- Smooth movement
- Jewelled bearing
- The set includes 7 stylus probes and a restraining arm



Measumax MX

| CODE | RANGE | RESOLUTION | ex GST | inc GST |
|------|---------|------------|--------------|--------------|
| Q515 | 0 - 3mm | 0.01mm | \$200 | \$220 |

Half Round Dial Indicator Holder

Measumax MX



| CODE | ex GST | inc GST |
|------|-------------|----------------|
| Q437 | \$36 | \$39.60 |

Dial Test Indicator Holder - Straight

- 76mm reach
- Ø1/4" shank



Measumax

| CODE | ex GST | inc GST |
|------|-------------|----------------|
| Q438 | \$36 | \$39.60 |

Measuring Equipment

Precision Machine Levels

- Accuracy per metre 0.02mm
- Base surface comes with vee-shaped recess
- Two vials built in - one horizontal, one across the level
- Flatness of the base less than 05mm



MeasumaX MX

| CODE | Length | ex GST | inc GST |
|------|--------|--------|---------|
| Q205 | 200 | \$190 | \$209 |
| Q207 | 300 | \$260 | \$286 |

Precision Frame Level

- Accuracy per metre 0.02mm
- Size: 200 x 200mm
- Weight: 3.5kg




MeasumaX MX

| CODE | Length | ex GST | inc GST |
|------|-----------|--------|---------|
| Q208 | 200 x 200 | \$270 | \$297 |

Gauge Block Sets

- Measumax gauge blocks are to ISO3650 standard (Q260)
- The standards are taken at 20°C
- With high accuracy & lower surface roughness
- High tolerance stability
- All blocks meet ISO/JIS & DIN861 standards
- With round and straight chamfered on each corner of gauge blocks



Q265



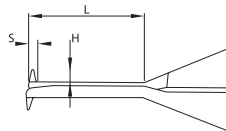
Q260

MeasumaX MX

| CODE | No. BLOCKS | GRADE | ex GST | inc GST |
|------|------------|-------|--------|---------|
| Q265 | 11 | 1 | \$210 | \$231 |
| Q260 | 83 | 2 | \$500 | \$550 |

Digital Caliper Gauges - Internal

- Suited for measuring bores, internal grooves & other hard to reach internal dimensions
- Metric/Imperial conversion
- Remembers the data of max. & min. or hold data
- Direct RS232 output (uses cable Q401)
- Accuracy 0.03mm

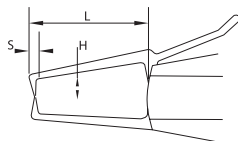


MeasumaX MX

| CODE | RANGE | L | S | H | ex GST | inc GST |
|------|------------------------|----|---|-----|--------|---------|
| Q244 | 10 - 30mm / 0.4 - 1.2" | 55 | 2 | 3.5 | \$330 | \$363 |
| Q245 | 30 - 50mm / 1.2 - 2.0" | 80 | 3 | 8.5 | \$330 | \$363 |

Digital Caliper Gauge - External

- Suitable for the measurement of grooves or dimensions that cannot be reached with a micrometer or vernier caliper
- Remembers the data of max. & min. or hold data
- Metric/Imperial conversion
- Accuracy 0.03mm

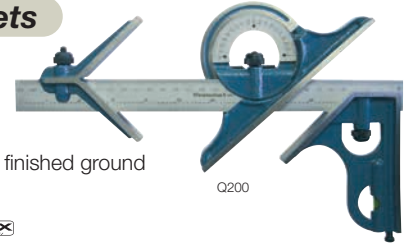


MeasumaX MX

| CODE | RANGE | L | S | H | ex GST | inc GST |
|------|-----------------------|----|-----|----|--------|---------|
| Q239 | 0 - 20mm / 0.0 - 0.8" | 80 | 6.5 | 25 | \$330 | \$363 |

Combination Sets

- Satin chrome rule
- 4 piece set
- Engraved graduations on protractor
- Cast iron construction & finished ground




Q200

MeasumaX MX

| CODE | RULE | ACCURACY | ex GST | inc GST |
|-------|-----------|----------|--------|---------|
| Q200 | 300mm/12" | Standard | \$120 | \$132 |
| Q200A | 300mm | Standard | \$120 | \$132 |

Bevel Protractors

- Magnifying lens for easy readings (Q201)
- Dial face indicating the angle & minutes (Q2015)
- Fine adjustment



Q2015

Q201

MeasumaX MX

| CODE | RANGE | TYPE | INDEX VALUE | ACCURACY | ex GST | inc GST |
|-------|--------|---------|-------------|----------|--------|---------|
| Q201 | 0-360° | Vernier | 5' | ± 5' | \$140 | \$154 |
| Q2015 | 0-360° | Dial | 5' | ± 5' | \$160 | \$176 |

Granite Surface Plate

- Manufactured to precision DIN standards grade 'O'
- Flatness within 3.253/μm
- Test certificate supplied
- Each plate is calibrated in a controlled environment at 20°
- Adjustable levelling metal stand
- Plate sits on 5 adjustable jacks for easy levelling
- 600 x 600 x 100mm granite plate size
- 1000mm working height



| CODE | ex GST | inc GST |
|------|--------|---------|
| Q810 | \$890 | \$979 |

MeasumaX MX

Dial Thickness Gauge

- The dial thickness gauges are used to measure the thickness of paper, leather, rubber, fabric, metal plate, glass and plastic plate etc
- Standard steel contact point & anvil Ø10mm
- Compact design
- Suited for quick inspection



MeasumaX MX

| CODE | RANGE | GRAD. | ex GST | inc GST |
|------|--------|--------|--------|---------|
| Q506 | 0-10mm | 0.01mm | \$110 | \$121 |

Dial Depth Gauge

- Equipped with a shock-proof dial indicator
- Interchangeable rods (spherical head) for wide measuring 0-100mm
- Resolution: 0.01mm
- Accuracy: 0.012mm
- 80mm base length



MeasumaX MX

| CODE | RANGE | DIAL RANGE | ex GST | inc GST |
|------|---------|------------|--------|---------|
| Q225 | 0-100mm | 0-10mm | \$190 | \$209 |



Japanese Precision Measuring Equipment



Vernier Calipers

| RANGE | CODE | ex GST | inc GST |
|-----------|------|--------|---------|
| 130mm/5" | M106 | \$120 | \$132 |
| 180mm/7" | M108 | \$140 | \$154 |
| 280mm/11" | M112 | \$270 | \$297 |



Digital Calipers - Coolant Proof IP67

| RANGE | CODE | ex GST | inc GST |
|----------|------|--------|---------|
| 150mm/6" | M113 | \$270 | \$297 |
| 200mm/8" | M114 | \$360 | \$396 |



Dial Calipers

| RANGE | CODE | ex GST | inc GST |
|-------|------|--------|----------|
| 150mm | M100 | \$145 | \$159.50 |
| 6" | M101 | \$240 | \$264.00 |
| 200mm | M102 | \$190 | \$209.00 |
| 8" | M103 | \$330 | \$363.00 |

Mitutoyo Digital Readouts Also Available, Ask For A Quotation



Magnetic Stand

| CLAMPING FORCE | CODE | ex GST | inc GST |
|----------------|------|--------|---------|
| 600N | M057 | \$140 | \$154 |



Dial Test Indicator

| TYPE | CODE | ex GST | inc GST |
|----------|------|--------|---------|
| Metric | M081 | \$220 | \$242 |
| Imperial | M083 | \$270 | \$297 |

Metric Dial Indicator

| RANGE | CODE | ex GST | inc GST |
|--------------|------|--------|----------|
| 0-5mm | M077 | \$110 | \$121.00 |
| 0-10mm | M078 | \$90 | \$99.00 |
| 0-30mm | M079 | \$177 | \$194.70 |
| 0-0.039 (1") | M080 | \$190 | \$209.00 |



Metric Dial Indicator

| RANGE | CODE | ex GST | inc GST |
|-------|------|--------|---------|
| 1mm | M084 | \$270 | \$297 |



Dial Test Indicator

| RANGE | CODE | ex GST | inc GST |
|-----------|------|--------|---------|
| 0 - 0.8mm | M085 | \$210 | \$231 |

Micrometers

| RANGE | CODE | ex GST | inc GST |
|----------|------|--------|----------|
| 0-25mm | M060 | \$90 | \$99.00 |
| 0-1" | M061 | \$80 | \$88.00 |
| 25-50mm | M062 | \$110 | \$121.00 |
| 1-2" | M063 | \$110 | \$121.00 |
| 50-75mm | M064 | \$150 | \$165.00 |
| 2-3" | M065 | \$150 | \$165.00 |
| 75-100mm | M066 | \$150 | \$165.00 |
| 3-4" | M067 | \$150 | \$165.00 |



Metric Outside Micrometer

| RANGE | CODE | ex GST | inc GST |
|---------|------|--------|---------|
| 0-150mm | M058 | \$480 | \$528 |

Telescopic Gauge Set

- 8-150mm capacity

| CODE | ex GST | inc GST |
|------|----------|---------|
| M072 | \$236.36 | \$260 |

Coolant Proof Micrometer

- 0-25mm range

| CODE | ex GST | inc GST |
|------|--------|---------|
| M059 | \$280 | \$308 |

Z-Axis Preset Gauge - Electronic

- Magnetic base for easy set-up
- Red lamp illuminates when touched
- 50mm height • Accuracy: 05mm



| CODE | ex GST | inc GST |
|------|--------|---------|
| M691 | \$220 | \$242 |

Z-Axis Preset Gauge - Dial Type

- Dial gauge allows the operator to read amount of over travel
- Zero setting and test function
- Resolution 05mm
- 50mm height
- Magnetic base



| CODE | ex GST | inc GST |
|------|--------|---------|
| M693 | \$230 | \$253 |

Universal 3D Tester's

- 0.01mm accuracy
- X, Y & Z-Axis in any direction
- Zero position needle indicates work piece edge
- No calculating of the probe's ball diameter is required
- Finds the centre of a bore
- 135mm length without shank (M695)
- 113mm length without shank (M694)



| CODE | ex GST | inc GST |
|------|--------|---------|
| M695 | \$540 | \$594 |
| M694 | \$950 | \$1,045 |

TOOLMASTER HAIMER

Touch Point Sensor

- Bright red LED light illuminates in conjunction with a loud audible beep sound when prob touches conductive work piece
- Ø10mm hardened & ground ball end probe
- Accuracy: 05mm
- 20mm shank • 156mm long



| CODE | ex GST | inc GST |
|------|--------|---------|
| M690 | \$85 | \$93.50 |

Centre & Edge Finders

- Manufactured from tool steel & hardened throughout
- Shank Ø9.52mm, Ø5mm & centre tip (M692)
- Shank Ø10mm, Ø4mm tip, Ø10 & Ø20mm body (M6925)



| CODE | ex GST | inc GST |
|-------|--------|---------|
| M692 | \$17 | \$18.70 |
| M6925 | \$40 | \$44.00 |

Used for quickly locating work edges, grooves, shoulders & centre points

Straight Edge with Bevel

- Straight edge & 35° bevelled edge
- Carbon tool steel
- Precision ground finish on both sides and edges
- Workshop grade manufactured to DIN 866 B.



Bevelled Edge

| LENGTH | WIDTH | THICKNESS | CODE | ex GST | inc GST |
|--------|-------|-----------|------|--------|---------|
| 500mm | 40mm | 8mm | M706 | \$140 | \$154 |
| 1000mm | 40mm | 8mm | M708 | \$260 | \$286 |



MX-30i Digital Display Units – Multi Function

MeasumaX^{MX}

- 3 axis model allow up to 3 linear scales to be connected
- 7" colour LCD screen provides a clear and easy to read display with graphics
- Multiple pre-set display colours to choose from
- Easy to use step by step graphical guidance for DRO functions when entering required parameters
- On screen drawing of actual programmed result prior to processing PCD, Line of holes or Arc contour
- One touch axis zero keys with data recovery
- Durable and wipe clean front panel graphic overlay with die-cast casting
- Supplied with a mounting arm
- 2-year warranty



Functions Include

- ✓ Metric / Imperial
- ✓ Radius / Diameter Conversion
- ✓ Measuring Function
- ✓ ABS/INC Coordinate
- ✓ 16 Sets of Tool Offset
- ✓ 200 sets of SDM Coordinates
- ✓ REF function
- ✓ PCD
- ✓ Feed Rate
- ✓ Centring / 1/2
- ✓ Line of holes
- ✓ Smooth R & Simple R



View Detailed List Of Functions



| MODEL | CODE | ex GST | inc GST |
|--------|-------|--------------|--------------|
| MX-30i | Q8500 | \$320 | \$352 |

Linear Scales

Measumax linear scales are available in measuring lengths from 120 to 3000mm. With a 5µm resolution and a response speed of 60m/min these scales deliver 100% accuracy.

Features

- NSK Japanese, five bearing sliding structure for a smooth and accurate movement along the length of the scale
- Glass scale with 5µm resolution
- Scale body made from extruded Aluminium with wiper seals providing IP54 protection
- 3m connection cable with 9 pin D-Sub connector

MeasumaX^{MX}

Standard

| SCALES (5µm) | | | | |
|--------------|--------|-------|----------------|----------------|
| LENGTH | MODEL | CODE | ex GST | inc GST |
| 370mm | MX-300 | Q8525 | \$140 | \$154 |
| 420mm | MX-300 | Q8526 | \$140 | \$154 |
| 470mm | MX-300 | Q8527 | \$140 | \$154 |
| 520mm | MX-300 | Q8528 | \$150 | \$165 |
| 570mm | MX-300 | Q8529 | \$150 | \$165 |
| 620mm | MX-300 | Q8530 | \$150 | \$165 |
| 720mm | MX-300 | Q8532 | \$160 | \$176 |
| 820mm | MX-300 | Q8534 | \$170 | \$187 |
| 920mm | MX-300 | Q8536 | \$180 | \$198 |
| 1020mm | MX-300 | Q8538 | \$200 | \$220 |
| 1200mm | MX-600 | Q8540 | \$270 | \$297 |
| 1500mm | MX-600 | Q8543 | \$350 | \$385 |
| 2000mm | MX-600 | Q8548 | \$570 | \$627 |
| 3000mm | MX-600 | Q8558 | \$1,090 | \$1,199 |

Compact

| SCALES (5µm) | | | | |
|--------------|--------|-------|--------------|--------------|
| LENGTH | MODEL | CODE | ex GST | inc GST |
| 120mm | MX-500 | Q8510 | \$180 | \$198 |
| 170mm | MX-500 | Q8511 | \$180 | \$198 |
| 220mm | MX-500 | Q8512 | \$180 | \$198 |
| 270mm | MX-500 | Q8513 | \$180 | \$198 |
| 320mm | MX-500 | Q8514 | \$190 | \$209 |

DRO5 3 Axis Digital Readout

- Suits lathes & mill/drills
- X, Y, Z Axis
- Z0 rpm speed display
- IP50 rated protection
- Metric Inch setting
- 4 different LCD colour screen options

OPTIMUM[®]



Note: each axis requires a DRO5-RH reader head & a DRO3-MS magnetic scale

| CODE | ex GST | inc GST |
|------|--------------|--------------|
| D695 | \$340 | \$374 |

DRO5-RHA

- 1.5 metre reader head cable
- Includes mounting bracket

| CODE | ex GST | inc GST |
|------|-------------|-------------|
| D697 | \$70 | \$77 |



DRO3-MS

- 1.5 metre magnetic scale
- Note: Can be cut to desired length

Magnetic Scale Strip

| CODE | ex GST | inc GST |
|------|-------------|-------------|
| D694 | \$40 | \$44 |

OPTIMUM[®]



Horizontal Digital Scale

Scale and display unit for use on metal working, sheet metal and wood working machines.

- ON/OFF in any position
- Auto switch off after 4 minutes
- Metric or imperial, absolute or incremental

HAFCO



| SCALE RANGE | LENGTH | CODE | ex GST | inc GST |
|-------------|--------|------|-------------|-------------|
| 1000mm | 1100mm | D667 | \$90 | \$99 |




Digital Readouts & Scales

Digital Display Units - Multi Function

Multi function display units can be used with either 1µm or 5µm scales. Individual programming allows you to select the following applications milling, lathe, boring, grinding and EDM function during the DRO set up

ES14-2x 2-Axis



ES14-3x 3-Axis



| MODEL ORDER CODE | ES14-2x D7142 | ES14-3x D7143 |
|-------------------------------|----------------------|---------------|
| No. of Axis | 2 | 3 |
| Accuracy | 1µm or 5µm | 1µm or 5µm |
| Radius/Diameter | ❖ | ✓ |
| Multi-Language | ✓ | ✓ |
| Clear Zero | ✓ | ✓ |
| Centring (1/2) | ✓ | ✓ |
| mm / inch Display | ✓ | ✓ |
| Absolute / Incremental | ✓ | ✓ |
| Power Off Memory | ✓ | ✓ |
| 199 Sub Datum | ✓ | ✓ |
| Reference Memory | ✓ | ✓ |
| Built in Calculator | ✓ | ✓ |
| Pitch, Circle, Diameter (PCD) | ✓ | ✓ |
| Line Hole Positioning (LHOLE) | ✓ | ✓ |
| Inclined Machining (INCL) | ✓ | ✓ |
| Shrinkage Calculation | ✓ | ✓ |
| Simple "R" Function | ✓ | ✓ |
| Smooth "R" Function | ✓ | ✓ |
| Linear Error Compensation | ✓ | ✓ |
| Non Linear Error Compensation | ✓ | ✓ |
| Vibration Filtering | ✓ | ✓ |
| Z Axis Summation | ✓ | ✓ |
| Axis Speed Display | ✓ | ✓ |
| 1, 5, 10 micron Display | ✓ | ✓ |
| PRICE | ex GST \$340 | \$420 |
| PRICE | inc GST \$374 | \$462 |

Long Scales - Magnetic Type


- Easson DRO compatible
- IP67 water proof • 28 x 46mm (W x H)
- Magnetic scale can be used in a very harsh environment such as stone cutting, metal working machinery, laser cutting machinery & water jet cutting machines
- Each scale includes a reader head & cable



| CODE | SCALE TRAVEL | ex GST | inc GST |
|------|--------------|---------|---------|
| D751 | 3000mm | \$1,690 | \$1,859 |
| D752 | 4000mm | \$1,990 | \$2,189 |
| D755 | 5000mm | \$2,290 | \$2,519 |

Scales Double Seals Design

Offers superior oil resistance, high elastic recovery properties and durability. Protection to DIN 40050 & IP53



Double Seal Design

Aluminium backing plate only supplied with scales up to 500mm

| TRAVEL | CABLE LENGTH | RESOLUTION | MODEL | ORDER CODE | ex GST | inc GST |
|--|--------------|------------|-------|------------|---------|------------|
| STANDARD SCALES - 27.5 x 33.5mm W x H (5µm) | | | | | | |
| 200mm | 3 Metre | 5µm | VS10 | D720 | \$200 | \$220.00 |
| 250mm | 3 Metre | 5µm | VS10 | D721 | \$200 | \$220.00 |
| 300mm | 3 Metre | 5µm | VS10 | D722 | \$200 | \$220.00 |
| 350mm | 3 Metre | 5µm | VS10 | D723 | \$200 | \$220.00 |
| 400mm | 3 Metre | 5µm | VS10 | D724 | \$210 | \$231.00 |
| 450mm | 3 Metre | 5µm | VS10 | D725 | \$210 | \$231.00 |
| 500mm | 3 Metre | 5µm | VS10 | D726 | \$225 | \$247.50 |
| 600mm | 3 Metre | 5µm | VS10 | D728 | \$230 | \$253.00 |
| 700mm | 3 Metre | 5µm | VS10 | D730 | \$230 | \$253.00 |
| 800mm | 3 Metre | 5µm | VS10 | D732 | \$230 | \$253.00 |
| 900mm | 3 Metre | 5µm | VS10 | D734 | \$250 | \$275.00 |
| 1000mm | 3 Metre | 5µm | VS10 | D736 | \$250 | \$275.00 |
| 1100mm | 5 Metre | 5µm | VS10 | D736A | \$390 | \$429.00 |
| 1200mm | 5 Metre | 5µm | VS10 | D737 | \$400 | \$440.00 |
| STANDARD SCALES - 27.5 x 40.1mm W x H (5µm) | | | | | | |
| 1300mm | 5 Metre | 5µm | VS20 | D738 | \$430 | \$473.00 |
| 1500mm | 5 Metre | 5µm | VS20 | D739 | \$500 | \$550.00 |
| 1700mm | 7 Metre | 5µm | VS20 | D741 | \$590 | \$649.00 |
| 2000mm | 7 Metre | 5µm | VS20 | D745 | \$900 | \$990.00 |
| 2400mm | 9 Metre | 5µm | VS20 | D746 | \$1,450 | \$1,595.00 |
| 3000mm | 9 Metre | 5µm | VS20 | D750 | \$1,890 | \$2,079.00 |
| COMPACT SCALES - 20 x 28.5mm W x H (5µm) | | | | | | |
| 150mm | 3 Metre | 5µm | GS-30 | D719 | \$190 | \$209.00 |
| 200mm | 3 Metre | 5µm | GS-30 | D720C | \$200 | \$220.00 |
| 250mm | 3 Metre | 5µm | GS-30 | D721C | \$200 | \$220.00 |
| 300mm | 3 Metre | 5µm | GS-30 | D722C | \$200 | \$220.00 |

ADDITIONAL BRACKET KIT suits any 3 axis install

| TYPE | ORDER CODE | ex GST | inc GST |
|---------|------------|--------|----------|
| Z-Axis | D770 | \$85 | \$93.50 |
| 7-Piece | D772 | \$110 | \$121.00 |

EXTENSION CABLE

| EXTENSION CABLE | ORDER CODE | ex GST | inc GST |
|-----------------|------------|--------|----------|
| 3 Metre | D709 | \$80 | \$88.00 |
| 5 Metre | D710 | \$100 | \$110.00 |

CABLE ADAPTORS

| CABLE ADAPTORS | ORDER CODE | ex GST | inc GST |
|-------------------|------------|--------|---------|
| Suits: DSUB9-DIN7 | D711 | \$60 | \$66.00 |
| Suits: DIN7-DSUB9 | D712 | \$60 | \$66.00 |

Metal Cutting Saws



BS-4A



Vertical Cutting Table
BS-4A

HAFCO METALMASTER BS-4A


- Automatic electric cut-out switch
- Portable - on wheels for site work
- Cuts to 45° degrees in mitre vice
- Sealed worm and pinion gearbox drive
- 3 x blade speeds (20-29-50m/min)
- Adjustable blade roller guides
- Adjustable cutting feed rate
- Adjustable length stop
- Vertical cutting table included

Includes: Vertical Cutting Table ✓ Stand ✓
Length Stop ✓ 1 x Blade ✓



Swivel
Head

BS-5V



19mm
Wide
Blade

BS-6V

HAFCO METALMASTER BS-5V & BS-6V


- Portable light-weight sturdy aluminium design
- Electronic variable blade speed 30-80m/min
- 60° swivel head for easy mitre cutting
- Accepts 19mm wide blades (BS-6V)
- Handle with start trigger switch
- Safety magnetic main power switch
- Cast aluminium base & saw frame
- Adjustable ball bearing blade guides
- Adjustable length stop



Includes: Vertical Cutting Table (BS-5S) ✓ Stand (BS-5S) ✓
Length Stop ✓ 1 x Blade ✓



BS-5S



Vertical Cutting Table
BS-5S

HAFCO METALMASTER BS-5S

- Portable for site work
- 45° swivel head for easy mitre cutting
- Automatic electric cut-out switch
- Sealed worm and pinion gearbox drive
- 3 x speed blade speeds (20-29-50m/min)
- Adjustable blade roller guides
- Adjustable length stop
- Vertical cutting table included
- Sealed worm and pinion gearbox drive



Includes: Length Stop ✓ 1 x Blade ✓

| Blades for BS-4A | | | | | |
|------------------|-----|-----------------|------|--------|---------|
| TYPE | TPI | MATERIAL | CODE | ex GST | inc GST |
| Carbon | 6 | Solid Steel | B200 | \$14 | \$15.40 |
| Carbon | 14 | Medium Steel | B203 | \$14 | \$15.40 |
| Carbon | 18 | Thin Wall Steel | B205 | \$14 | \$15.40 |

| Blades for BS-5V | | | | | |
|------------------|------|-----------------|------|--------|---------|
| TYPE | TPI | MATERIAL | CODE | ex GST | inc GST |
| Carbon | 6 | Solid Steel | B197 | \$14 | \$15.40 |
| Carbon | 14 | Medium Steel | B198 | \$14 | \$15.40 |
| Carbon | 18 | Thin Wall Steel | B199 | \$14 | \$15.40 |
| Bi-Metal | 8-12 | Medium Steel | B196 | \$27 | \$29.70 |

| Blades for BS-5S | | | | | |
|------------------|-----|-----------------|------|--------|---------|
| TYPE | TPI | MATERIAL | CODE | ex GST | inc GST |
| Carbon | 6 | Solid Steel | B206 | \$15 | \$16.50 |
| Carbon | 14 | Medium Steel | B207 | \$15 | \$16.50 |
| Carbon | 18 | Thin Wall Steel | B208 | \$15 | \$16.50 |

| Blades for BS-6V | | | | | |
|------------------|-------|-----------------|------|--------|---------|
| TYPE | TPI | MATERIAL | CODE | ex GST | inc GST |
| Carbon | 10 | Medium Steel | B394 | \$20 | \$22.00 |
| Carbon | 14 | Med./Thin Steel | B395 | \$20 | \$22.00 |
| Bi-Metal | 6-10 | Medium Steel | B397 | \$54 | \$59.40 |
| Bi-Metal | 10-14 | Thin Wall Steel | B398 | \$54 | \$59.40 |

| MODEL | | BS-4A | BS-5V | BS-5S | BS-6V |
|----------------------------|----------------|--------------|---------------|--------------|----------------|
| ORDER CODE | | B002 | B004 | B003 | B005 |
| Cutting Beam | Auto/Manual | Manual | Manual | Manual | Manual |
| Operation Type | Swivel/Fixed | Fixed | Swivel | Swivel | Swivel |
| Cutting Capacities: | | | | | |
| | 90° mm | 100 | 125 | 125 | 170 |
| | 45° mm | 72 | 80 | 80 | 125 |
| | 60° mm | ~ | 50 | ~ | 75 |
| | 90° mm | 100 | 125 | 125 | 170 |
| | 45° mm | 72 | 80 | 75 | 125 |
| | 60° mm | ~ | 50 | ~ | 70 |
| | 90° mm | 150 x 100 | 130 x 125 | 200 x 125 | 170 x 170 |
| | 45° mm | 72 x 100 | 80 x 80 | 125 x 72 | 125 x 125 |
| | 60° mm | ~ | 50 x 50 | ~ | 75 x 70 |
| Cutting Beam Return | Type | Manual | Spring Assist | Manual | Spring Assist |
| Vice Clamping Fixture | Type | Manual | Manual | Manual | Manual |
| Table Working Height | mm | 620 | 110 | 680 | 137 |
| Blade Speeds | M/min | 20, 29, 50 | 30-80 | 20, 29, 50 | 30-80 |
| Blade Size (LxW) | mm | 1645 x 12.7 | 1440 x 12.7 | 1727 x 12.7 | 2035 x 19 |
| Motor Power | kW/hp | 0.375 / 1/2 | 1 / 1.3 | 0.375 / 1/2 | 1.65 / 2.2 |
| Voltage | V | 240 | 240 | 240 | 240 |
| Weight | kg | 65 | 23 | 70 | 38 |
| PRICE | ex GST | \$540 | \$630 | \$900 | \$1,120 |
| PRICE | inc GST | \$594 | \$693 | \$990 | \$1,232 |

Metal Cutting Saws



BS-7L

HAFCO METALMASTER BS-7L

- 305 x 178mm (W x H) rectangular capacity
- Adjustable hydraulic cutting feed rate for multiple applications
- Mitre cuts to 45° using calibrated vice
- Built-in coolant system with flow control valve for maximum cutting efficiency
- Automatic electric cut-out switch stops machine when cut is complete
- Adjustable blade roller guides provides accurate cutting
- Adjustable 4-speed pulley drive system enabling 22-34-49-64mpm
- Adjustable length stop for repetition cutting
- Wire wheel brush to clean swarf from blade
- Portable - on wheels for ease of use
- Vertical cutting table included
- Heavy-duty 0.75kW / 1hp 240V motor

Includes: Coolant System ✓ Length Stop ✓
1 x Blade ✓ Hydraulic Feed ✓



BS-7DS

Dual Mitre

HAFCO METALMASTER BS-7DS

- 215 x 178mm (W x H) rectangular capacity
- Swivel head ±45° for easy mitre cutting without moving material
- Adjustable hydraulic cutting feed rate for multiple applications
- Dual mitre cutting capabilities to 45° via swivelling head and sliding vice
- Built-in coolant system with flow control valve for maximum cutting efficiency
- Automatic electric cut-out switch stops machine when cut is complete
- Quick action material clamping lever
- Adjustable blade roller guides provides accurate cutting
- Adjustable 4-speed pulley drive system enabling 24-41-61-82mpm
- Adjustable length stop for repetition cutting
- Wire wheel brush to clean swarf from blade
- Heavy-duty 0.75kW /1hp 240V motor

Includes: Coolant System ✓ Length Stop ✓
1 x Blade ✓ Hydraulic Feed ✓






Hydraulic Down Feed Control
BS-7L & BS-7DS



Bearing Blade Guides
BS-7L & BS-7DS



Quick Action Vice Lever
BS-7DS

| MODEL | | BS-7L | BS-7DS |
|--|----------------|-----------------|-----------------|
| ORDER CODE | | B006 | B008A |
| Cutting Head Beam | Auto/Manual | Manual | Manual |
| Operation Type | Swivel/Fixed | Fixed | Swivel |
| Cutting Capacities: | | | |
|  | 90° mm | 178 | 178 |
| | 45° mm | 127 | 127 |
|  | 90° mm | 178 | 178 |
| | 45° mm | 115 | 85 |
|  | (WxH) 90° mm | 305 x 178 | 215 x 178 |
| | (WxH) 45° mm | 120 x 115 | 140 x 85 |
| Cutting Beam Return | Type | Manual | Manual |
| Vice Clamping Fixture | Type | Manual | Manual |
| Coolant System | ~/✓ | ✓ | ✓ |
| Table Working Height | mm | 550 | 850 |
| Blade Speeds | M/min | 22, 34, 49, 64 | 24, 41, 61, 82 |
| Blade Size (LxWxT) | mm | 2362 x 19 x 0.8 | 2362 x 19 x 0.8 |
| Motor Power | kW/hp | 0.75 / 1 | 0.75 / 1 |
| Voltage | V | 240 | 240 |
| Weight | kg | 153 | 165 |
| PRICE | ex GST | \$1,540 | \$2,590 |
| PRICE | inc GST | \$1,694 | \$2,849 |

| Blades for BS-7L, BS-7DS | | | | | |
|--------------------------|-------|--------------|------|--------|---------|
| TYPE | TPI | Section Size | CODE | ex GST | inc GST |
| Carbon | 6 | 51 - 80mm | B210 | \$25 | \$27.50 |
| Carbon | 8 | 31 - 50mm | B212 | \$25 | \$27.50 |
| Carbon | 10 | 16 - 30mm | B214 | \$25 | \$27.50 |
| Carbon | 14 | 10 - 15mm | B216 | \$25 | \$27.50 |
| Bi-Metal | 4-6 | 51 - 80mm | B400 | \$60 | \$66.00 |
| Bi-Metal | 6-10 | 16 - 30mm | B404 | \$60 | \$66.00 |
| Bi-Metal | 10-14 | Up to 10mm | B408 | \$60 | \$66.00 |

Metal Cutting Saws

HAFCO METALMASTER BS-912



BS-912

- 305 x 178mm (W x H) rectangular capacity
- Adjustable hydraulic cutting feed rate for multiple applications
- Mitre cuts to 45° using calibrated vice
- Built-in coolant system on both blade guides with flow control valve for maximum cutting efficiency
- Automatic electric cut-out switch stops machine when cut is complete
- Quick action material clamping lever
- Adjustable blade roller guides provides accurate cutting
- Adjustable 4-speed pulley drive system enabling 26-50-73-95m/min
- Adjustable length stop for repetition cutting
- Wire wheel brush to clean swarf from blade
- Portable - on wheels for ease of use
- Heavy-duty 0.75kW / 1hp 240V motor



Hydraulic Down Feed Control
BS-912



Quick Action Vice Lever
BS-912



Bearing Blade Guides
BS-912 & BS-916A



Hydraulic Down Feed Control
BS-916A



BS-916A

HAFCO METALMASTER BS-916A

- 350 x 228mm (W x H) rectangular capacity
- Mitre cuts to 45° using calibrated vice
- Built-in coolant system for maximum cutting efficiency
- Adjustable hydraulic cutting feed rate for multiple applications
- Automatic electric cut-out switch stops machine when cut is complete
- Cast Iron frame with heavy duty fabricated base
- Control panel located on top of arm for easy use
- Quick action material clamping system
- Blade tension lever with scale for optimum settings
- Adjustable carbide & roller bearing blade guides provides accurate cutting
- Adjustable 4-speed pulley drive system enabling 25-40-52-72mpm
- Adjustable length stop for repetition cutting
- Wire wheel brush to clean swarf from blade
- Heavy-duty 1.1kW / 1.5hp 240V motor



Metal Cutting Saws

HAFCO METALMASTER BS-10LS



- 468 x 250mm (W x H) rectangular capacity
- Swivel head for easy mitre cutting without moving material
- Adjustable hydraulic cutting feed rate for multiple applications
- Mitre cuts to 45° using swivel head with quick action clamp
- Built-in coolant system for maximum cutting efficiency
- Automatic electric cut-out switch stops machine when cut is complete
- Control panel located on top of arm for easy use
- Large mitre scale - easy to read
- Cast Iron frame with heavy duty fabricated base
- Adjustable carbide & roller bearing blade guides provides accurate cutting
- Variable speed drive system changes blade speed from 18-102mpm
- Adjustable length stop for repetition cutting
- Wire wheel brush to clean swarf from blade
- Heavy-duty 1.5kW / 2hp 415V motor



Swivel Head Locking Handle
BS-10LS



Quick Action Vice
BS-10LS



Variable Down Feed Control
BS-10LS



Variable Blade Speed Control
BS-10LS

Optional Accessories



| Blades for BS-912 | | | | | |
|-------------------|-------|--------------|------|--------|---------|
| TYPE | TPI | Section Size | CODE | ex GST | inc GST |
| Bi-Metal | 4-6 | 51 - 80mm | B412 | \$75 | \$82.50 |
| Bi-Metal | 6-10 | 16 - 30mm | B414 | \$75 | \$82.50 |
| Bi-Metal | 10-14 | Up to 10mm | B418 | \$75 | \$82.50 |

| Blades for BS-916A | | | | | |
|--------------------|-------|--------------|------|--------|---------|
| TYPE | TPI | Section Size | CODE | ex GST | inc GST |
| Bi-Metal | 4-6 | 51 - 80mm | B510 | \$80 | \$88 |
| Bi-Metal | 6-10 | 16 - 30mm | B512 | \$80 | \$88 |
| Bi-Metal | 10-14 | Up to 10mm | B514 | \$80 | \$88 |

| Blades for BS-10LS | | | | | |
|--------------------|-------|--------------|------|--------|---------|
| TYPE | TPI | Section Size | CODE | ex GST | inc GST |
| Bi-Metal | 4-6 | 51 - 80mm | B560 | \$85 | \$93.50 |
| Bi-Metal | 6-10 | 16 - 30mm | B562 | \$85 | \$93.50 |
| Bi-Metal | 10-14 | Up to 10mm | B564 | \$85 | \$93.50 |

| MODEL | | BS-912 | BS-916A | BS-10LS |
|----------------------------|----------------|-----------------|-----------------|-------------------|
| ORDER CODE | | B014 | B015 | B021 |
| Cutting Head Beam | Auto/Manual | Manual | Manual | Manual |
| Operation Type | Swivel/Fixed | Fixed | Fixed | Swivel |
| Cutting Capacities: | | | | |
| | 90° mm | 230 | 228 | 250 |
| | 45° mm | 150 | 180 | 235 |
| | 90° mm | 230 | 228 | 250 |
| | 45° mm | 127 | 150 | 235 |
| | (WxH) 90° mm | 305 x 178 | 350 x 228 | 468 x 250 |
| | (WxH) 45° mm | 150 x 127 | 240 x 180 | 250 x 240 |
| Cutting Beam Return | Type | Manual | Manual | Manual |
| Vice Clamping Fixture | Type | Manual | Manual | Manual |
| Coolant System | ~/✓ | ✓ | ✓ | ✓ |
| Table Working Height | mm | 640 | 675 | 570 |
| Blade Speeds | M/min | 26, 50, 73, 95 | 25, 40, 52, 72 | Variable (18-102) |
| Blade Size (LxWxT) | mm | 2654 x 27 x 0.9 | 2908 x 27 x 0.9 | 3090 x 27 x 0.9 |
| Motor Power | kW/hp | 0.75 / 1 | 1.1 / 1.5 | 1.5 / 2 |
| Voltage | V / Amp | 240 | 240 / 15 | 415 |
| Weight | kg | 185 | 290 | 380 |
| PRICE | ex GST | \$2,690 | \$4,190 | \$5,990 |
| PRICE | inc GST | \$2,959 | \$4,609 | \$6,589 |

Metal Cutting Saws



Single Mitre
Semi-Auto

HAFCO METALMASTER BS-10AS

- 400 x 230mm (W x H) rectangular capacity
- Swivel head to 45° for easy mitre cutting without moving material
- Semi-automatic operation, automatic arm rise after completion of cut
- Adjustable hydraulic cutting feed rate for multiple applications
- Built-in coolant system for maximum cutting efficiency
- Adjustable 4-speed pulley drive system enabling 24-38-53-81mpm
- Limit switch stops machine when cut is complete
- Electric control panel mounted on base for quick operation
- Combination roller bearing & carbide blade guides
- Heavy duty steel fabricated base & beam with cast iron bed & blade arms
- Adjustable length stop for repetition cutting
- Wire wheel brush to clean swarf from blade
- Heavy-duty gearbox driven by a 1.5kW / 2hp 415V motor



Bearing & Carbide Blade Guides BS-10AS



Swivel Head BS-10AS



Variable Blade Speed Control BS-13DS



Hydraulic Vice with Pressure Regulator BS-13DS



Control Panel BS-13DS



Dual Mitre
Semi-Auto

HAFCO METALMASTER BS-13DS Dual Mitre

- 458 x 235mm (W x H) rectangular capacity
- Dual mitre swivel head for easy mitre cutting without moving material
- Semi-automatic operation, machine returns to open height position after finishing the cutting process
- Variable speed drive system changes blade speed from 19-102mpm
- Blade breakage sensor fitted that automatically shuts machine off
- Built-in coolant system with wash down trigger
- Automatic hydraulic vice incorporated with a manual hand wheel
- Adjustable pressure regulator on hydraulic vice
- Adjustable hydraulic cutting feed rate for multiple applications
- Mitre cuts to 45° right & 60° left using swivel head
- Laser line guide assist in lining up material positioning
- Adjustable roller bearing & carbide blade guides
- Wire wheel brush to clean swarf from blade
- Industrial-duty gearbox driven by a 1.5kW / 2hp 415V motor



Metal Cutting Saws



BS-461AS

HAFCO METALMASTER BS-461AS Dual Mitre

- 600 x 440mm (W x H) rectangular capacity
- Dual mitre swivel head up to 60° (left & right)
- Automatic blade breakage sensor with blade tension system & gauge
- Integrated hydraulic unit with fine feed arm control
- Built-in coolant system for maximum cutting efficiency
- Hydraulic system utilized to raise and lower cutting arm
- Adjustable roller bearing carbide blade guides
- Automatic full stroke hydraulic clamping vice
- Variable speed drive system with 26-80mpm
- Motorised wire wheel brush to clean swarf from blade
- Industrial-duty gearbox driven by a 3.75kW / 5hp 415V motor



Hydraulic Full Length Vice
BS-461AS



Controller
BS-461AS



Variable Blade Speed
BS-461AS



Blade Tension Dial with Gauge
BS-461AS



Vice Dual Mitre
BS-461AS

Optional Accessories



p126



p126



p119

Blades for BS-10AS

| TYPE | TPI | Section Size | CODE | ex GST | inc GST |
|----------|-------|--------------|------|--------|---------|
| Bi-Metal | 3-4 | 81 - 121mm | B435 | \$90 | \$99 |
| Bi-Metal | 4-6 | 51 - 80mm | B436 | \$90 | \$99 |
| Bi-Metal | 6-10 | 16 - 30mm | B438 | \$90 | \$99 |
| Bi-Metal | 10-14 | Up to 10mm | B440 | \$90 | \$99 |

Blades for BS-13DS

| TYPE | TPI | Section Size | CODE | ex GST | inc GST |
|----------|-----|--------------|------|--------|---------|
| Bi-Metal | 3-4 | 81 - 120mm | B590 | \$100 | \$110 |
| Bi-Metal | 4-6 | 51 - 80mm | B592 | \$100 | \$110 |

Blades for BS-461AS

| TYPE | TPI | Section Size | CODE | ex GST | inc GST |
|----------|-----|--------------|------|--------|---------|
| Bi-Metal | 2-3 | 121 - 200mm | B506 | \$200 | \$220 |
| Bi-Metal | 4-6 | 51 - 80mm | B507 | \$200 | \$220 |
| Bi-Metal | 5-8 | 31 - 50mm | B508 | \$200 | \$220 |

| MODEL | | BS-10AS | BS-13DS | BS-461AS |
|----------------------------|----------------|-----------------|-------------------|-------------------|
| ORDER CODE | | B029 | B030 | B035A |
| Cutting Head Beam | Auto/Manual | Semi-Automatic | Semi-Automatic | Semi-Automatic |
| Operation Type | Swivel/Fixed | Swivel | Swivel-Dual Mitre | Swivel-Dual Mitre |
| Cutting Capacities: | | | | |
| | 90° mm | 250 | 330 | 460 |
| | 45° mm | 250 | 330 | 445 |
| | 60° mm | | 204 | 295 |
| | 90° mm | 230 | 330 | 460 |
| | 45° mm | 175 | 280 | 445 |
| | 60° mm | | 160 | 295 |
| | (WxH) 90° mm | 400 x 230 | 458 x 235 | 600 x 440 |
| | (WxH) 45° mm | 205 x 155 | 310 x 170 | 445 x 360 |
| | (WxH) 60° mm | | 204 x 80 | 330 x 230 |
| Cutting Beam Return | Type | Auto-Hydraulic | Auto-Hydraulic | Auto-Hydraulic |
| Vice Clamping Fixture | Type | Manual | Auto-Hydraulic | Auto Hydraulic |
| Coolant System | ~/✓ | ✓ | ✓ | ✓ |
| Table Working Height | mm | 650 | 840 | 880 |
| Blade Speeds | M/min | 24, 38, 53, 81 | Variable (19-102) | Variable (26-80) |
| Blade Size (LxWxT) | mm | 3352 x 27 x 0.9 | 3810 x 27 x 0.9 | 5330 x 41 x 1.3 |
| Motor Power | kW/hp | 1.5 / 2 | 1.5 / 2 | 3.75 / 5 |
| Voltage | V | 415 | 415 | 415 |
| Weight | kg | 600 | 630 | 1500 |
| PRICE | ex GST | \$7,390 | \$11,250 | \$25,950 |
| PRICE | inc GST | \$8,129 | \$12,375 | \$28,545 |

Metal Cutting Saws

BEKAMAK sawing machines BMSO-320

- Ø320mm round capacity
- 300 x 300mm (W x H) square capacity
- Pre-set cut counter, machine stops when count cycle is reached
- Automatic material feed roller system with micro switch stop
- Blade breakage sensor fitted that automatically shuts machine off
- Variable speed drive system changes blade speed from 20-100mpm
- Automatic operation, automatic arm rise after completion of cut
- Adjustable hydraulic cutting feed rate for multiple applications
- Built-in coolant system for maximum cutting efficiency
- Adjustable carbide blade guides provides accurate cutting
- Integrated hydraulic unit with arm feed control trimming
- Adjustable length stop with micro for repetition cutting
- Wire wheel brush to clean swarf from blade
- Designed for accurate 90° multiple job cutting
- Heavy-duty gearbox driven by a 2.2kW / 3hp 415V motor



Fully-Auto

BMSO-320



Control Panel
(BMSO-320)



Auto Length Stop Switch
(BMSO-320)



Auto Powered Roller Feed
Vice (BMSO-320)



Full Stroke Hydraulic Vice
(BMSY-320DG)



Manual Hydraulic Blade
Tension (BMSY-320DG)

BEKAMAK sawing machines BMSY-320DGH

- Large 320mm round & 450 x 320mm (W x H) rectangular capacity
- Swivel head dual mitre between +45° and -60° for easy angle cutting without moving material
- Digital readout display mounted on pendant to measure angles for accurate mitre cutting
- Inverter controlled infinitely variable blade speed 20-100mpm
- Semi-automatic operation, saw head returns to open height position
- Full stroke hydraulic clamping vice provides quicker set-up of jobs
- Hydraulic vice is adjustable to slide left & right side of the blade
- Hydraulic blade tension device with gauge & blade breakage sensor
- Swivelling pendant control panel mounted on base for quick operation
- Roller bearing with carbide blade guide system provide additional blade support for accurate cutting
- Wire wheel brush to clean swarf from blade
- Industrial duty gearbox driven by a 2.25kW / 3hp 415V motor
- All electrical components are of European quality supplied by Schneider Electric, Omron & Relpol



Dual
Mitre

Semi-Auto

BMSY-320DGH

BEKAMAK sawing machines **BMSY-440-DGH**



- Large 440mm round & 600 x 440mm (W x H) rectangular capacity
- Swivel head dual mitre between +60° and -60° for easy angle cutting without moving material
- Digital readout display mounted on pendant to measure angles for accurate mitre cutting
- Inverter controlled infinitely variable blade speed 20-100mpm
- Semi-automatic operation, saw head returns to open height position after finishing the cutting process
- Full stroke hydraulic clamping vice provides quicker set-up of jobs
- Hydraulic vice is adjustable to slide left & right side of the blade to suit multiple applications
- Hydraulic operated system raising and lowering the cutting beam
- Adjustable hydraulic feed cutting rate for multiple applications
- Sensitivity cutting pressure dial
- Hydraulic blade tension device with gauge
- Head mitre hydraulic brake locking system
- Blade breakage sensor fitted that automatically shuts machine off
- Built-in coolant system for maximum cutting efficiency
- Limit switch stops machine and raises cutting beam when cut is complete
- Swivelling pendant control panel mounted on base for quick operation
- Heavy duty steel fabricated frame, swivel centre & base
- Roller bearing with carbide blade guide system provide additional blade support for accurate cutting
- Heavy duty cast-iron blade wheels
- Rigid cast-iron guide arms



BMSY-440-DGH



Top View



Rear View



Right View

| MODEL | | BMSO-320 | BMSY-320DGH | BMSY 440DGH |
|----------------------------|----------------|----------------------------------|---|---|
| ORDER CODE | | B038 | B136 | B138 |
| Cutting Head Beam | Auto/Manual | Fully-Automatic | Semi-Automatic | Semi-Automatic |
| Operation Type | Swivel/Fixed | Fixed Head Automatic Roller Feed | Swivel Head - Dual Mitre Semi - Automatic | Swivel Head - Dual Mitre Semi - Automatic |
| Cutting Capacities: | | | | |
| | 90° mm | 320 | 320 | 440 |
| | 45° mm | ~ | 320 | 410 |
| | 60° mm | ~ | 240 | 320 |
| | 90° mm | 300 x 300 | 320 | 440 |
| | 45° mm | ~ | 320 | 410 |
| | 60° mm | ~ | 220 | 250 |
| | (WxH) 90° mm | ~ | 450 x 320 | 600 x 440 |
| | (WxH) 45° mm | ~ | 330 x 320 | 400 x 440 |
| | (WxH) 60° mm | ~ | 230 x 220 | 250 x 440 |
| Cutting Beam Return | Type | Auto-Hydraulic | Auto-Hydraulic | Auto-Hydraulic |
| Vice Clamping Fixture | Type | Manual | Auto-Hydraulic | Auto-Hydraulic |
| Coolant System | ~/✓ | ✓ | ✓ | ✓ |
| Table Working Height | mm | 640 | 860 | 860 |
| Blade Speeds | M/min | Variable (20-100) | Variable (20-100) | Variable (20-100) |
| Blade Size (LxWxT) | mm | 3660 x 27 x 0.9 | 4160 x 34 x 1.1 | 5200 x 34 x 1.1 |
| Motor Power | kW/hp | 2.2 / 3 | 2.2 / 3 | 3 / 4 |
| Voltage | V | 415 | 415 | 415 |
| Weight | kg | 735 | 1040 | 1540 |
| PRICE | ex GST | \$13,750 | \$18,750 | \$27,250 |
| PRICE | inc GST | \$15,125 | \$20,625 | \$29,975 |

| Blades for BMSO-320 | | | | | |
|---------------------|-------|--------------|------|--------|---------|
| TYPE | TPI | Section Size | CODE | ex GST | inc GST |
| Bi-Metal | 4-6 | 51 - 80mm | B442 | \$100 | \$110 |
| Bi-Metal | 6-10 | 16 - 30mm | B444 | \$100 | \$110 |
| Bi-Metal | 10-14 | 0 - 10mm | B445 | \$100 | \$110 |

| Blades for BMSY-320DG | | | | | |
|-----------------------|------|--------------|------|--------|---------|
| TYPE | TPI | Section Size | CODE | ex GST | inc GST |
| Bi-Metal | 3-4 | 81 - 120mm | B650 | \$140 | \$154 |
| Bi-Metal | 6-10 | 16 - 30mm | B652 | \$140 | \$154 |

| Blades for BMSY-440-DGH | | | | | |
|-------------------------|------|--------------|------|--------|----------|
| TYPE | TPI | Section Size | CODE | ex GST | inc GST |
| Bi-Metal | 3-4 | 81 - 120mm | B656 | \$200 | \$220.00 |
| Bi-Metal | 4-6 | 51 - 80mm | B657 | \$200 | \$220.00 |
| Bi-Metal | 6-10 | 16 - 30mm | B658 | \$200 | \$220.00 |
| Bi-Metal | 8-12 | 0 - 10mm | B659 | \$200 | \$220.00 |

Metal Cutting Saws Semi Auto, Double Column & Swivel Head



BMSY-440-CGH



BMSY-440-CGH 695 x 425mm


BMSY-540-CGH 750 x 540mm

BMSY-810-CGH 810 x 770mm


- Swivel head for mitre cutting up to 60°
- 2° blade incline for improved cutting
- Inverter variable blade speed control
- Hydraulic blade tension device
- Laser liner material pointer
- Digital readout display for accurate mitre cutting
- Head mitre hydraulic brake locking system
- Linear guide ways for improved accuracy
- Sensitivity cutting pressure dial & blade cover safety interlock switches
- SITI industrial duty gearbox driven by a 4kW / 5.5hp, 415V motor
- Includes SAP coolant pump system & saw blade cleaning brush
- Hydraulic material top clamp
- Hydraulic material side clamping vice & top clamp (BMSY-810-CGH)
- 500mm high vice jaws (BMSY-540-CGH)
- 600mm high vice jaws (BMSY-810-CGH)
- Hydraulic material clamping vice & auto optical material height adjustment



Hydraulic Material Top Clamp



Hydraulic Blade Tension



Laser Line Material Pointer Shown



Head Lock Switch With Digital Mitre Angle



Control Panel

Optional Accessories:

- Motorised conveyor system ✓
- Chip/swarf conveyor system ✓
- ILC micro-spray blade device ✓

Bi-Metal Blades for model BMSY-440-CGH




| TPI | Section Size | CODE | ex GST | inc GST |
|-----|--------------|------|--------|----------|
| 2-3 | 121 - 200mm | B630 | \$200 | \$220.00 |
| 3-4 | 81 - 120mm | B632 | \$200 | \$220.00 |

Bi-Metal Blades for model BMSY-540-CGH

| TPI | Section Size | CODE | ex GST | inc GST |
|-----|--------------|------|--------|----------|
| 2-3 | 121 - 200mm | B623 | \$240 | \$264.00 |
| 3-4 | 81 - 120mm | B624 | \$240 | \$264.00 |
| 4-6 | 51 - 80mm | B625 | \$240 | \$264.00 |

Bi-Metal Blades for model BMSY-810-CGH

| TPI | Section Size | CODE | ex GST | inc GST |
|-----|--------------|------|--------|----------|
| 5-8 | 31 - 50mm | B640 | \$240 | \$264.00 |

| MODEL | | BMSY-440-CGH | BMSY-540-CGH | BMSY-810-CGH |
|---|----------------|-------------------|-------------------|-------------------|
| ORDER CODE | | B140 | B141 | B142 |
| Cutting Head Beam | Auto/Manual | Semi-Automatic | Semi-Automatic | Semi-Automatic |
| Operation Type | Swivel/Fixed | Swivel | Swivel | Swivel |
| Cutting Capacities: | | | | |
|  | 90° mm | 450 | 540 | 810 |
| | 45° mm | 430 | 510 | 555 |
| | 60° mm | 320 | 270 | 320 |
|  | 90° mm | 425 | 540 | 770 |
| | 45° mm | 425 | 450 | 555 |
| | 60° mm | 290 | 250 | 310 |
|  | (WxH) 90° mm | 695 x 425 | 750 x 540 | 810 x 770 |
| | (WxH) 45° mm | 430 x 425 | 450 x 540 | 555 x 770 |
| | (WxH) 60° mm | 260 x 425 | 250 x 540 | 310 x 770 |
| Cutting Beam Return | Type | Auto-Hydraulic | Auto-Hydraulic | Auto-Hydraulic |
| Vice Clamping Fixture | Type | Auto-Hydraulic | Auto-Hydraulic | Auto-Hydraulic |
| Coolant System | ~/✓ | ✓ | ✓ | ✓ |
| Table Working Height | mm | 690 | 695 | 725 |
| Blade Speeds | M/min | Variable (20-100) | Variable (20-100) | Variable (20-100) |
| Blade Size (LxWxT) | mm | 5400 x 41 x 1.3 | 6000 x 41 x 1.3 | 8400 x 41 x 1.3 |
| Motor Power | kW/hp | 4 / 5.5 | 4 / 5.5 | 4 / 5.5 |
| Voltage | V | 415 | 415 | 415 |
| Weight | kg | 1765 | 2367 | 3920 |
| PRICE | ex GST | \$37,950 | \$42,950 | \$63,500 |
| PRICE | inc GST | \$41,745 | \$47,245 | \$69,850 |



H-300HA-NC



H-300HA-NC 300 x 300mm
H-420HA-NC 420 x 400mm
H-460HA-NC 480 x 460mm
H-550HA-NC 550 x 530mm

Functions:

- 1. **Automatic Kerf Compensation:** Blade Thickness for multiple indexing: This function allows and calculates the blade thickness into the programmed cut length so you achieve your desired length required (factory pre-set)
- 2. **Automatic locate trim cut:** When the material is placed in rear vice and this function is selected the machine will automatically find the material end and set up trim cut to the programmed value
- 3. **"Save-a-blade":** to prevent blade tooth deformities. This function retracts the material back approx 3mm away from the blade preventing the blade teeth rubbing on the material on the return after completion of cut (H-420HA-NC - H-550HA-NC)
- 4. **Automatic shut-off for finished jobs or out of stock**
- 5. **Simplified self diagnostics error code display**
- 6. **LCD screen with touch screen display**


Includes: Coolant System with Cleaning Gun ✓ 1 x Blade ✓ Hydraulic Feed ✓ Bundle Cutting Clamps ✓ Blade Cleaning Brush ✓ Hydraulic Full Stroke Vice ✓ Hydraulic Chip Conveyor ✓ Halogen Light ✓



NC Control Panel




Hydraulic Blade Tension



Bundle Cutting Clamps Fitted



Hydraulic Chip Conveyor



Hydraulic Full Stroke Vice



Halogen Work Light

| MODEL | | H-300HA-NC | H-420HA-NC | H-460HA-NC | H-550HA-NC |
|----------------------------|----------------|----------------------------|----------------------------|----------------------------|----------------------------|
| ORDER CODE | | B118 | B120 | B122 | B124 |
| Cutting Head Beam | Auto/Manual | Fully Automatic Hitch Feed | Fully Automatic Hitch Feed | Fully Automatic Hitch Feed | Fully Automatic Hitch Feed |
| Operation Type | Swivel/Fixed | Fixed-Dual Column | Fixed-Dual Column | Fixed-Dual Column | Fixed-Dual Column |
| Cutting Capacities: | | | | | |
| | 90° mm | 300 | 420 | 460 | 550 |
| | 90° mm | 300 | 420 | 460 | 550 |
| | (WxH) 90° mm | 300 x 300 | 420 x 420 | 480 x 460 | 550 x 550 |
| Cutting Beam Return | Type | Auto-Hydraulic | Auto-Hydraulic | Auto-Hydraulic | Auto-Hydraulic |
| Vice Clamping Fixture | Type | Auto Hydraulic | Auto Hydraulic | Auto Hydraulic | Auto Hydraulic |
| Bundle Cutting Fixture | ~/ ✓ | ✓ | ✓ | ✓ | ✓ |
| Coolant System | ~/ ✓ | ✓ | ✓ | ✓ | ✓ |
| Table Working Height | mm | 780 | 800 | 800 | 800 |
| Blade Speeds | M/min | Variable (20-100) | Variable (20-100) | Variable (20-100) | Variable (20-100) |
| Blade Size (LxWxT) | mm | 3920 x 34 x 1.1 | 4880 x 41 x 1.3 | 5440 x 41 x 1.3 | 5980 x 41 x 1.3 |
| Motor Power | kW/hp | 3.75 / 5 | 5.5 / 7.5 | 5.5 / 7.5 | 5.5 / 7.5 |
| Voltage | V | 415 | 415 | 415 | 415 |
| Weight | kg | 1710 | 2580 | 3300 | 3950 |
| PRICE | ex GST | \$30,450 | \$38,950 | \$42,500 | \$49,500 |
| PRICE | inc GST | \$33,495 | \$42,845 | \$46,750 | \$54,450 |



H-550SA

Double Column Heavy Duty



H-550SA 550 x 530mm
H-7670SA 760 x 700mm
H-1080SAT 1000 x 800mm
H-1100SAT 1100 x 1100mm
H-1300SAT 1300 x 1300mm



See website for more details




EB-260V

Single
Mitre

HAFCO METALMASTER EB-260V

- 225 x 180mm (W x H) rectangular capacity
- Electronic variable blade speed 20-90 M/min
- Swivel head mitre cut to 60° right
- Quick action lock/release lever for swivel head
- Coolant system for cutting efficiency and blade life
- Adjustable hydraulic cylinder for auto feed
- Quick-action lock/release vice
- Control panel mounted in a convenient location
- User friendly blade tension system
- Adjustable ball bearing blade guides
- Blade cleaning brush incorporated into blade guide system



Ball Bearing Blade Guides
EB-260V



Electronic Variable Blade
Speed EB-260V



Easy Access Control Panel
EB-260V



EB-285DSV

Dual
Mitre

New
Release

HAFCO METALMASTER EB-285DSV

- 265 x 200mm rectangular capacity
- Electronic variable blade speed, 240V motor
- Larger cutting capacity than conventional cold saws
- Swivel head double mitre cut to 45° right & left, 60° right
- Quick action lock/release lever for swivel head
- Heavy-duty gear drive system
- Control panel mounted on stand for easy access
- Heavy duty hydraulic down feed cylinder
- Ball bearing blade guides ensures minimal blade clearance wear & increases blade life due to less friction
- Vibration free, low noise operation ensures clean & high precision cuts
- Blade cleaning brush incorporated into blade guide system
- Quick-action lock/release vice
- Adjustable length stop for repetition cutting
- Unique sliding vice design for dual mitre operation
- Coolant system for cutting efficiency and blade life
- Material support roller for long stock
- User friendly blade tension system with gauge



Head Swivel to 60 Degrees
EB-285DSV



Adjustable Hydraulic Down
Feed Control EB-285DSV



Heavy Duty Hydraulic Down
Feed Cylinder EB-285DSV



Dual Mitre

EB-320DS

HAFCO METALMASTER EB-320DS Dual Mitre

- 310 x 205mm (W x H) rectangular capacity
- 2-speed motor enabling blade speeds of 35 & 70M/min
- Swivel head dual mitre cut to 45° left, 60° right
- Quick action lock/release lever for swivel head & vice
- Control panel mounted in a convenient location
- Coolant system for cutting efficiency and blade life
- Adjustable hydraulic cylinder for auto feed
- Ball bearing & carbide blade guides
- Blade cleaning brush



Control Panel
EB-320DS



Dual Mitre Vice
EB-320DS



Variable Feed Control
EB-320DS



Ball Bearing & Carbide Guides
EB-320DS



Blade Tension Gauge
EB-320DS

Optional Accessories

p126

p126

p119

| Blades for EB-260V | | | | | |
|--------------------|-------|--------------|------|--------|---------|
| TYPE | TPI | Section Size | CODE | ex GST | inc GST |
| Bi-Metal | 4-6 | 51 - 80mm | B478 | \$70 | \$77 |
| Bi-Metal | 6-10 | 16 - 30mm | B479 | \$70 | \$77 |
| Bi-Metal | 10-14 | Up to 10mm | B480 | \$70 | \$77 |

| Blades for EB-260V | | | | | |
|--------------------|-------|--------------|------|--------|---------|
| TYPE | TPI | Section Size | CODE | ex GST | inc GST |
| Bi-Metal | 4-6 | 51 - 80mm | B481 | \$80 | \$88 |
| Bi-Metal | 6-10 | 16 - 30mm | B482 | \$80 | \$88 |
| Bi-Metal | 10-14 | Up to 10mm | B483 | \$80 | \$88 |

| Blades for EB-320DS | | | | | |
|---------------------|-------|--------------|------|--------|---------|
| TYPE | TPI | Section Size | CODE | ex GST | inc GST |
| Bi-Metal | 4-6 | 51 - 80mm | B530 | \$80 | \$88 |
| Bi-Metal | 6-10 | 16 - 30mm | B531 | \$80 | \$88 |
| Bi-Metal | 10-14 | Up to 10mm | B532 | \$80 | \$88 |

| MODEL | | EB-260V | EB-285DSV | EB-320DS |
|----------------------------|----------------|------------------|------------------|----------------|
| ORDER CODE | | B062V | B064V | B067 |
| Cutting Head Beam | Auto/Man. | Manual | Manual | Manual |
| Operation Type | Swivel/Fixed | Swivel | Dual Swivel | Dual Swivel |
| Cutting Capacities: | | | | |
| | 90° mm | 225 | 235 | 255 |
| | 45° mm | 150 | 190 | 220 |
| | 60° mm | 100 | 120 | 125 |
| | 90° mm | 180 | 225 | 205 |
| | 45° mm | 140 | 185 | 200 |
| | 60° mm | 100 | 120 | 125 |
| | (WxH) 90° mm | 225 x 180 | 265 x 200 | 310 x 205 |
| | (WxH) 45° mm | 140 x 140 | 180 x 200 | 205 x 200 |
| | (WxH) 60° mm | 100 x 100 | 115 x 120 | 125 x 125 |
| Cutting Beam Return | Type | Manual | Manual | Manual |
| Vice Clamping Fixture | Type | Manual | Manual | Manual |
| Coolant System | ~/✓ | ✓ | ✓ | ✓ |
| Table Working Height | mm | 950 | 990 | 950 |
| Blade Speeds | M/min | Variable (20-90) | Variable (20-90) | 35-70 |
| Blade Size (LxWxT) | mm | 2480x27x0.9 | 2645x27x0.9 | 2750x27x0.9 |
| Motor Power | kW/hp | 1.5 / 2 | 1.5 / 2 | 1.5 / 2 |
| Voltage | V | 240 | 240 | 415 |
| Weight | kg | 200 | 260 | 371 |
| PRICE | ex GST | \$3,090 | \$4,350 | \$5,650 |
| PRICE | inc GST | \$3,399 | \$4,785 | \$6,215 |



EB-330DSC

Dual Mitre

HAFCO METALMASTER EB-330DSC Dual Mitre

- 295 x 230mm (W x H) rectangular capacity
- Swivel head dual mitre cut to 45° left, 60° right
- Control panel with auto, manual & setup modes
- Quick action vice lever material clamp
- Quick action vice lever for material setup
- Coolant system for cutting efficiency & blade life
- Adjustable hydraulic cylinder for auto feed
- 2-speed motor enabling blade speeds of 36 & 72mpm
- User friendly blade tension system with gauge
- Vice table rotates with swivel head on ball bearings
- Ball bearing blade guides increases blade life



Includes: In & Out Roller Conveyor System ✓
Material length stop with flip over design ✓



EB-351DSA

Dual Mitre

Semi-Auto

Hydraulic Clamping

HAFCO METALMASTER EB-351DSA Semi Automatic Dual Mitre

- 345 x 205mm (W x H) rectangular capacity
- Semi-automatic operation with automatic arm rise
- Automatic hydraulic clamping vice
- Larger cutting capacity than conventional cold saws
- Swivel head dual mitre cut to 45° left, 60° right
- Quick action lock/release lever for swivel head
- Coolant system for cutting efficiency and blade life
- Adjustable hydraulic cylinder for auto feed
- Unique sliding vice design for dual mitre operation
- 2-speed motor enabling blade speeds of 36 & 72mpm
- Input support roller for long stock
- User friendly blade tension system with gauge
- Ball bearing blade guides ensures minimal blade clearance wear & increases blade life due to less friction
- Vibration free, low noise operation ensures clean & high precision cuts



Optional Accessories



| MODEL | | EB-330DSC | EB-351DSA |
|----------------------------|----------------|-----------------|-----------------|
| ORDER CODE | | B075 | B072 |
| Cutting Head Beam | Auto/Manual | Manual Return | Semi-Auto |
| Operation Type | Swivel/Fixed | Dual Swivel | Dual Swivel |
| Cutting Capacities: | | | |
| | 90° mm | 260 | 270 |
| | 45° mm | 240 | 230 |
| | 60° mm | 160 | 135 |
| | 90° mm | 230 | 260 |
| | 45° mm | 210 | 210 |
| | 60° mm | 130 | 150 |
| | (WxH) 90° mm | 295 x 230 | 345 x 205 |
| | (WxH) 45° mm | 225 x 210 | 230 x 150 |
| | (WxH) 60° mm | 160 x 130 | 135 x 135 |
| Cutting Beam Return | Type | Manual | Auto-Hydraulic |
| Vice Clamping Fixture | Type | Manual | Auto-Hydraulic |
| Coolant System | ~/✓ | ✓ | ✓ |
| Table Working Height | mm | 950 | 950 |
| Blade Speeds | M/min | 36, 72 | 36, 72 |
| Blade Size (LxWxT) | mm | 2965 x 27 x 0.9 | 2925 x 27 x 0.9 |
| Motor Power | kW/hp | 1.2 / 1.6 | 1.87 / 2.5 |
| Voltage | V | 415 | 415 |
| Weight | kg | 404 | 650 |
| PRICE | ex GST | \$5,990 | \$9,750 |
| PRICE | inc GST | \$6,589 | \$10,725 |

Blades for EB-330DSC

| TYPE | TPI | Section Size | CODE | ex GST | inc GST |
|----------|-------|--------------|------|--------|---------|
| Bi-Metal | 4-6 | 51 - 80mm | B534 | \$80 | \$88 |
| Bi-Metal | 6-10 | 16 - 30mm | B535 | \$80 | \$88 |
| Bi-Metal | 10-14 | Up to 10mm | B536 | \$80 | \$88 |

Blades for EB-351DSA

| TYPE | TPI | Section Size | CODE | ex GST | inc GST |
|----------|-------|--------------|------|--------|---------|
| Bi-Metal | 4-6 | 51 - 80mm | B521 | \$80 | \$88 |
| Bi-Metal | 6-10 | 16 - 30mm | B522 | \$80 | \$88 |
| Bi-Metal | 10-14 | Up to 10mm | B523 | \$80 | \$88 |



Made in Taiwan

EB-330DSC



Blade Welder Unit



Variable Blade Speed

HAFCO METALMASTER VB-300, VB-450

- 310 x 175mm (W x H) rectangle (VB-300)
- 455 x 255mm (W x H) rectangle (VB-450)
- Infinitely variable blade speed
- Adjustable blade guides (tungsten tipped)
- Blade tensioning via hand wheel
- Blade welding unit with annealing device
- Blade air blower clears swarf away
- Robust steel frame and cast iron table
- Table tilts $\pm 15^\circ$ in all four directions

Includes:
 Blade Welder ✓
 Blade Grinder ✓
 Flexible Work Light ✓
 Blade Shears ✓
 Blade Air Blower ✓

| MODEL ORDER CODE | VB-300 B010A/B010 | VB-450 B012 |
|----------------------|------------------------|-------------------|
| Throat Capacity | mm 310 | 455 |
| Height Capacity | mm 175 | 255 |
| Table Size | mm 500 x 400 | 500 x 600 |
| Speeds | M/min Variable (20-90) | Variable (25-115) |
| Blade Length | mm 2510 | 3525 |
| Motor Power | kW/hp 0.37 / 0.5 | 0.75 / 1 |
| Voltage | V 240 / 415 | 415 |
| Welder Capacity | mm 3-13 | 3-16 |
| Weight | kg 265 | 350 |
| PRICE ex GST | \$4,450 | \$5,990 |
| PRICE inc GST | \$4,895 | \$6,589 |

NC Swivel Head Band Saw

HAFCO METALMASTER EB-330FAS Automatic Hitch Feed

- 345 x 230mm (W x H) rectangular capacity
- Mitre cutting from 0° to 45° right in automatic cycle and from 0° to 60° right in semi-automatic cycle
- 7" NC touch screen controller
- Programmable controller with 20 stored programs
- Bi-metal blade function retracts vice after cut to prevent blade rubbing on return
- Trim cut function allows to start your cutting from a square & clean surface

- 500mm stroke hitch feed vice with ballscrews & servo driven motor
- Inverter controlled infinitely variable blade speed 25-85mpm
- Vibration free, low noise operation ensures clean & high precision cuts
- Mechanical device (position sensor) that allows the saw frame to lower quickly toward the material and detect automatically the start-cut point
- Coolant system incorporating a wash down hose with trigger gun
- Machine stand with integrated coolant tank with easy access for cleaning



Made in Taiwan

EB-330FAS

Fully Automatic

Bi-Metal Blades for EB-330FAS

| TPI | Section Size | CODE | ex GST | inc GST |
|-------|--------------|------|--------|---------|
| 4-6 | 51 - 80mm | B534 | \$80 | \$88 |
| 6-10 | 16 - 30mm | B535 | \$80 | \$88 |
| 10-14 | Up to 10mm | B536 | \$80 | \$88 |



Touch Screen Controller EB-330FAS



Hydraulic Vice EB-330FAS

| MODEL ORDER CODE | EB-330FAS B080 | |
|----------------------------|-----------------|----------------------------------|
| Cutting Head Beam | Auto/Manual | Automatic |
| Operation Type | Swivel/Fixed | Swivel Head Automatic Hitch Feed |
| Cutting Capacities: | | |
| 90° mm | | 260 |
| 45° mm | | 240 |
| 60° mm | | 130 |
| 90° mm | | 345 x 230 |
| 45° mm | | 225 x 215 |
| 60° mm | | 150 x 130 |
| (WxH) 90° mm | | 230 x 230 |
| (WxH) 45° mm | | 215 x 215 |
| (WxH) 60° mm | | 130 x 130 |
| Cutting Beam Return | Type | Auto Hydraulic Return |
| Vice Clamping Fixture | Type | Adjustable Hydraulic |
| Coolant System | -/✓ | ✓ |
| Table Working Height | mm | 930 |
| Blade Speeds | M/min | Variable 25-85 |
| Blade Size (LxWxT) | mm | 2965 x 27 x 0.9 |
| Motor Power | kW/hp | 1.5 / 2 |
| Voltage | V | 415 |
| Weight | kg | 760 |
| PRICE ex GST | \$19,950 | |
| PRICE inc GST | \$21,945 | |



HAFCO METALMASTER CS-275A/315C/315D/350V

- Quick action vice clamp & swivel head lock lever
- Dual material clamp system providing burr free cut
- Coolant pump system with flow control valve
- Swivel head 45° left & right
- Rugged cast iron construction offers years of accurate cutting
- Dead man trigger switch provides operator safety for on/off power control
- Mitre cutting between -45° or +45°
- Dual material clamp system providing burr free cuts
- Quick action vice clamp lever designed to increase production
- Electronic variable cutting speed 24~120rpm (CS-350V)

Includes: Stand ✓ Coolant System ✓ HSS Blade ✓



CS-315C/D

Variable Speed



| MODEL | | CS-275A | CS-315C | CS-315D | CS-350V | ALU-350A |
|--------------------------------|----------------|----------------|----------------|----------------|----------------|----------------|
| ORDER CODE | | S822 | S827 | S828 | S829 / S830 | S851 |
| Cutting Head Action | Auto/Manual | Manual | Manual | Manual | Manual | Auto & Manual |
| Operation Type | Swivel/Fixed | Dual Swivel | Dual Swivel | Dual Swivel | Dual Swivel | Dual Swivel |
| Cutting Capacities: | | | | | | |
| | 90° | 75 | 100 | 100 | 120 | 100 |
| | 45° | 65 | 90 | 90 | 100 | 100 |
| | 90° | 65 | 82 | 82 | 105 | 100 |
| | 45° | 55 | 75 | 75 | 85 | 100 |
| | (WxH) 90° | 90 x 50 | 110 x 70 | 110 x 70 | 160 x 90 | 100 x 195 |
| | (WxH) 45° | 60 x 50 | 85 x 70 | 85 x 70 | 85 x 70 | 100 x 135 |
| Blade Size (Ø x Bore) | mm | 275 x 32 | 315 x 32 | 315 x 32 | 350 x 32 | 350 x 30 |
| Vice Clamping Fixture | Type | Manual | Manual | Manual | Manual | Pneumatic |
| Coolant System | ~ / ✓ | ✓ | ✓ | ✓ | ✓ | ✓ |
| Includes Stand | ~ / ✓ | ✓ | ✓ | ✓ | ✓ | ✓ |
| Table Work Height (with stand) | mm | 970 | 980 | 980 | 1000 | 885 |
| Blade Speed | rpm | 45 | 44 | 22 / 44 | 24 ~ 120 | 3300 |
| Motor Power | kW / hp | 1.5/2 | 1.8/2.5 | 1.5/2 | 2.2/3 | 1.5/2 |
| Voltage | V / Amp | 240 / 10 | 240 / 15 | 415 | 240 / 415 | 415 |
| Weight | kg | 131 | 175 | 175 | 280 | 143 |
| PRICE | ex GST | \$2,650 | \$3,250 | \$3,250 | \$5,750 | \$3,450 |
| PRICE | inc GST | \$2,915 | \$3,575 | \$3,575 | \$6,325 | \$3,795 |

Cold Saw Blades - Premium Quality



Excision
Dependable Precision

| BLADES TO SUIT HAFCO, SOCO, BROBO, MACC, THOMAS COLD SAWS | | | | | | HSS | | HSS + COBALT | |
|---|------|-------|---------------|------------------------|--|--------|----------|--------------|----------|
| DIA | BORE | THICK | ORDER CODE | TO SUIT | AVAILABLE TEETH | ex GST | inc GST | ex GST | inc GST |
| Ø250 | Ø32 | 2.5 | S155A - S155E | Hafco/Macc/Thomas | 160, 180, 200, 220, 240 | \$170 | \$187.00 | - | - |
| Ø275 | Ø32 | 2.5 | S156 - S156Z | Hafco/Macc/Thomas | 140, 160, 180, 200, 220, 240 | \$170 | \$187.00 | \$240 | \$264.00 |
| Ø300 | Ø32 | 2.5 | S157 - S157J | Macc/Thomas | 140, 160, 180, 200, 220, 260 | \$230 | \$253.00 | \$310 | \$341.00 |
| Ø300 | Ø40 | 2.5 | S131A - S131H | Brobo | 160, 180, 200, 220, 240 | \$230 | \$253.00 | \$310 | \$341.00 |
| Ø315 | Ø32 | 2.5 | S158 - S158Y | Hafco/Macc/Thomas/Soco | 120, 160, 180, 200, 220, 240, 260, 280 | \$230 | \$253.00 | \$310 | \$341.00 |
| Ø315 | Ø40 | 2.5 | S134 - S135E | Brobo | 140, 160, 180, 200, 220, 240, 260 | \$230 | \$253.00 | \$310 | \$341.00 |
| Ø350 | Ø32 | 2.5 | S161 - S161H | Hafco/Macc/Thomas | 140, 160, 180, 200, 240, 260 | \$270 | \$297.00 | \$370 | \$407.00 |
| Ø350 | Ø40 | 2.5 | S136 - S137E | Brobo | 140, 160, 180, 200, 220, 240, 260, 280 | \$270 | \$297.00 | \$370 | \$407.00 |
| Ø370 | Ø32 | 3 | S159A - S159O | Soco | 160, 180, 200, 220, 240, 280, 300 | \$360 | \$396.00 | \$450 | \$495.00 |
| Ø400 | Ø40 | 3 | S138 - S139E | Brobo | 140, 160, 180, 200, 220, 240, 260 | \$390 | \$429.00 | \$500 | \$550.00 |

Cutting Capacity
See Page 124



HAFCO METALMASTER ALU-350A

- 350mm x 30mm x 120T tungsten carbide tipped blade
- 3-way material clamp switch - On & Off or Auto mode
- Dual mitre 45° left & 45° right
- Compound mitre 45° to the left
- Adjustable twin material air clamps
- Quiet belt drive for smooth cutting
- Spray mist coolant system
- 3300rpm blade speed
- Dead man trigger hand switch
- 60mm rear swarf outlet port
- Stand with storage cabinet
- Cast aluminium base & guard
- Safety magnetic switch
- Pad-lockable isolation switch
- 1.5kW / 2hp, 415V motor



Optional Accessories



Compound Cut at 45 Degrees Left View



Tilting Head To 45 Degrees



Dual Material Air Clamp System



Material Clamp Switch



Swivel Head Scale Indicator



Metal Cutting Cold Saws

- Quick action mitering
- Mitering locking device stops at 45° left, straight 90° and 45° right
- Fully integrated coolant system provided on all machines
- Spindle and drive unit immersed in oil solution and enclosed within gearbox housing for smooth performance and reduced machine wear
- Every unit is provided with a high speed steel blade for general purpose cutting of ferrous solid and tube profiles
- Saws supplied with facilities for bench mounting onto workbench
- Trigger Switch (DMT) to activate machine (excluding SA350)



See Full Range Online



Spare Parts Available



Jaw Insert - Love Joy Coupling



Vice Assembly



Bench



Pedestal



Semi-Auto

| MODEL CODE | | S315G S1063 | S350G S1271 | S400G S1291 | SA350 S120 |
|-------------------------|----------------|----------------|-------------------|-------------------|--------------------|
| Bench / Pedestal Stand | Type | Bench | Pedestal | Pedestal | Pedestal |
| | 90° mm | 100 | 118 | 140 | 115 |
| | 45° mm | 100 | 110 | 125 | 110 |
| | 90° mm | 90 | 105 | 115 | 110 |
| | 45° mm | 80 | 90 | 105 | 85 |
| | (WxH) 90° mm | 120 x 80 | 150 x 85 | 150 x 100 | 135 x 85 |
| | (WxH) 45° mm | 80 x 80 | 110 x 95 | 110 x 100 | 95 x 75 |
| Blade Size (Ø x Bore) | mm | 315 x 40 | 350 x 40 | 400 x 40 | 350 x 40 |
| Motor / Voltage 2-Speed | kW / V / rpm | 1.7 / 240 / 42 | 2.2 / 415 / 21-42 | 2.2 / 415 / 21-42 | 2.2 / 415 / 20-100 |
| PRICE | ex GST | \$6,970 | \$7,480 | \$7,850 | \$15,950 |
| PRICE | inc GST | \$7,667 | \$8,228 | \$8,635 | \$17,545 |



Coolant Pump

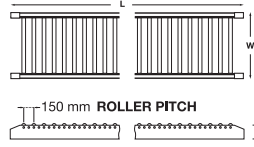
Metal Cutting Saws

Roller Conveyor & Stands



Roller Conveyor:

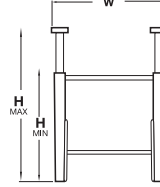
| MODEL | ROLLER Qty | LOAD kg | W mm | L mm | H mm | ORDER CODE | ex GST | inc GST |
|---------|------------|---------|------|------|------|------------|--------|---------|
| RC-290S | 10 | 600 | 290 | 1500 | 80 | L8125 | \$200 | \$220 |
| RC-290 | 20 | 1200 | 290 | 3000 | 80 | L812 | \$330 | \$363 |
| RC-450 | 20 | 1000 | 450 | 3000 | 80 | L818 | \$400 | \$440 |
| RC-600 | 20 | 700 | 600 | 3000 | 80 | L824 | \$470 | \$517 |



- Zinc plated 50mm steel conveyor rollers at 150mm pitch with commercial bearings

Conveyor Stands:

| MODEL | W mm | H mm | ORDER CODE | ex GST | inc GST |
|---------|------|----------|------------|--------|---------|
| RS-290L | 290 | 505-800 | L816 | \$100 | \$110 |
| RS-290H | 290 | 715-1050 | L814 | \$100 | \$110 |
| RS-450L | 450 | 505-800 | L822 | \$100 | \$110 |
| RS-450H | 450 | 715-1050 | L820 | \$100 | \$110 |
| RS-600L | 600 | 505-800 | L828 | \$100 | \$110 |



Additional Conveyor Rollers:


| MODEL | LOAD kg | SUITS CONVEYOR | ORDER CODE | ex GST | inc GST |
|---------|---------|----------------|------------|--------|---------|
| RCR-290 | 60 | RC-290/S | L812A | \$17 | \$18.70 |
| RCR-450 | 50 | RC-450 | L818A | \$22 | \$24.20 |
| RCR-600 | 35 | RC-600 | L824A | \$30 | \$33.00 |



Ball Transfer Conveyor



- 450 x 1500mm size
- Modular designed transfer panels
- Frame is pre-drilled @ 75mm hole centres for easy movement of the transfer panels



| CODE | ex GST | inc GST |
|------|--------|---------|
| L805 | \$230 | \$253 |

- Powder coated steel frame & inserts

Additional Ball Transfer Insert Panel:

| MODEL | SUITS | CODE | ex GST | inc GST |
|----------|---------|-------|--------|---------|
| BTT-450i | BTT-450 | L805A | \$30 | \$33 |



Roller Conveyor with Adjustable Stands - Heavy Duty

- Heavy duty 6mm thick steel C-section channel
- 3000 Length conveyor frame x 400mm wide rollers
- Includes 7 x Ø73x400mm wide rollers
- Rollers held in pillow bearings with grease nipples
- 765-1225mm adjustable height range



| CODE | ex GST | inc GST |
|------|---------|---------|
| L834 | \$2,800 | \$3,080 |




Length Stop - Suits RC-290, RC-450 & RC-600 Conveyor

- 3m heavy aluminium extrusion
- Quickly mounts using t-slots onto the Hafco RC-290, RC-450 & RC-600 series of conveyors
- Swing away style stop with micro adjustable arm
- Adaptable for either RH or LH applications
- The stop incorporates an adjustable locking handle



RCS-STOP Manual Stop With Arm

- Suit RCS-3000



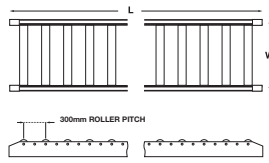
| MODEL | LENGTH (L) mm | SUITS Conveyor mm | ORDER CODE | ex GST | inc GST |
|----------|---------------|-------------------|------------|--------|---------|
| RCS-3000 | 3000 | 290 ~ 600 | L802 | \$480 | \$528 |



Roller Conveyor System - Heavy Duty



- 10 x Ø60mm Zinc plated steel rollers
- 300mm roller pitch
- 600-950mm adjustable height
- Heavy duty steel channel frames
- Frames are pre-drilled at 150mm pitch to accept "optional 9 rollers" totalling to 19 rollers
- Includes 3 x stands with adjustable levelling pads



Roller Conveyor:

| MODEL | LOAD kg | W mm | L mm | HEIGHT (H) mm | ORDER CODE | ex GST | inc GST |
|----------|---------|------|------|---------------|------------|---------|---------|
| RC-450HD | 2000 | 540 | 3000 | 80 | L830 | \$1,150 | \$1,265 |

Roller Stands



| MODEL | RS-720 | RS-1125 | RSH-970 | RSH-970V |
|------------------|-----------|-----------|----------|-----------|
| ORDER CODE | W343A | W343 | W343A | W3436 |
| Height mm | 450-720 | 710-1125 | 580-970 | 580-970 |
| Roller mm | Ø38x285mm | Ø56x390mm | Ø52x350 | 2xØ52x125 |
| Roller Type | Single | Single | Single | V-Type |
| Load Capacity kg | 30 | 100 | 800 | 800 |
| PRICE ex GST | \$45 | \$60 | \$120 | \$120 |
| PRICE inc GST | \$49.50 | \$66 | \$132.00 | \$132.00 |





BRAMLEY Pro Bender 35T

- 35 Ton bending force
- Angle folding attachment - 100mm
- Mandrel pin for bending 90 degree
- Quick action slide in/out self aligning vee block system
- Adjustable ram positioning stop • Pressure gauge
- Electric starter with emergency stop • Storage shelves

Mild steel bending capacity

- Flat bar: 100mm x 12mm with standard former
- Flat bar: 75mm x 16mm or 50mm x 20mm requires optional former (P35T-LV)
- Square bar: 25mm x 25mm
- Round bar: ø25mm



Made in New Zealand

Includes: Standard small vee bending attachment ✓

Optional Accessories:




(P35T-LV)



(P35T-RSA)



(P35T-PBA)



(P35T-TBAR, P35T-TBAS)

| MODEL | TYPE | CODE | ex GST | inc GST |
|-----------|---|-------|---------|---------|
| P35T-LV | Large Vee Block | P5501 | \$490 | \$539 |
| P35T-RSA | Rebar & Straightening Bender Attachment | P5503 | \$1,100 | \$1,210 |
| P35T-PBA | 1/2" - 2" Pipe Bender Attachment | P5502 | \$1,290 | \$1,419 |
| P35T-TBAR | 1/2" - 1" Round Tube Bender Attachment | P5504 | \$1,800 | \$1,980 |
| P35T-TBAS | 1/2" - 1" Square Tube Bender Attachment | P5505 | \$1,900 | \$2,090 |

| MODEL | | Pro Bender 35T |
|------------------|----------------|----------------|
| ORDER CODE | | P550 |
| Capacity | Tonne | 35 Tonne |
| Bending Capacity | mm | 100 x 12 |
| Ram Stroke | mm | 300 |
| Motor Power | kW/hp | 3 / 4 |
| Voltage | V | 415 |
| PRICE | ex GST | \$8,490 |
| PRICE | inc GST | \$9,339 |

HBM-40NC & HBM-75NC



Watch Video

HBM-40 & HBM-75



HBM-40/NC & HBM-75/NC - CE Approved

The hydraulic horizontal bending machine is the new addition to the SUNRISE product line of high quality and reliable hydraulic metal working machines.

- NC touch screen control features 50 programs, each program has up to 10 steps
- Automatic, manual and jog modes
- ±0.1mm cylinder stroke repeatability & accuracy
- Adjustable pressure dial with gauge
- 1000mm NC backgauge (HBM-40NC & 75NC)



Made in Taiwan

For optional attachments please visit www.machineryhouse.com.au

| MODEL | | HBM-40 / HBM-40NC | HBM-75 / HBM-75NC |
|--------------|----------------|----------------------------|----------------------------|
| ORDER CODE | | P157 / P157C | P159 / P159C |
| Capacity | Tonne | 40 Tonne | 75 Tonne |
| Backgauge | Type | Manual / NC Control | Manual / NC Control |
| Bending Cap. | mm | 200 x 12 | 300 x 12 |
| Ram Stroke | mm | 250 | 350 |
| Forw./Rev. | mm/sec | 9.6 / 14.5 | 8.9 / 9.9 |
| Voltage | V | 415 | 415 |
| Weight | kg | 990 / 1145 | 2025 / 2190 |
| PRICE | ex GST | \$21,950 / \$33,950 | \$31,950 / \$45,950 |
| PRICE | inc GST | \$24,145 / \$37,345 | \$35,145 / \$50,545 |



2 Year Warranty



Watch Video

IW-45M



IW-60H

SUNRISE Single Cylinder Series

- Sunrise Single Cylinder Punch & Shears are manufactured in Taiwan and offer a wide range of features in a user-friendly and robust single-operator design providing 45-60 tonnes of power to overcome any Punching, Notching, Plate Shearing, Angle Iron Shearing and Bar Shearing application
- Sold for over 25 years in the Australian market, Sunrise is ISO-9001 certified by BVQI, and all models meet CE safety requirements & regulations

SUNRISE Features: IW-45M

- This durable and economical model is heavier and stronger than any other machine in its class and is available in 415V or 240V making it the ideal solution for any small workshop or as an additional machine

SUNRISE Features: IW-60H


- The IW-60H features the "Z" shape aperture at the angle station which makes this model capable of doing both the internal and external mitre shear on angles. The round/square bar shearing on this model is a stand-alone station that has large shearing capability

SUNRISE Features:

- Punching capacity up to 40mm standard
- Guarding to all workstations providing maximum operator safety
- Jog function for safe and accurate tool setting
- Monoblock frame construction for maximum rigidity
- Adjustable stroke length to improve efficiency
- Quick change punch retaining system for fast tooling change
- Punch tables fitted with stops & guides as standard
- Punch table has removable front section for ease of punching angle iron
- Adjustable length stop fitted to shearing station
- Magnetic base LED lamp (IW-60H)



Includes: 6 sets of round punches & dies: 20, 22, 24, 26, 28 & 30mm ✓



FLAT BAR SHEAR

- Adjustable hold-down for cleaner cut
- Good visibility to blade line
- Table support with guides
- Curved shear blade for minimal job distortion



- NOTCHING**
- 50.8 x 90mm
 - IW60H only



- BAR SHEAR**
- Adjustable hold-down for cleaner cut



- ANGLE SHEAR**
- Adjustable hold-down for cleaner cut
 - Mitre cut at 45°

| MODEL | | IW-45M | IW-60H |
|--|-----------------|--------------------------|---------------------|
| ORDER CODE | | P170 / P170A | P173 |
| PUNCHING: | | | |
| Punching Pressure | Tonne | 45 | 60 |
| Punching Capacity (Diameter x Thickness) | Ø x mm / Ø x mm | Ø22 x 15 / Ø40 x 8 | Ø28 x 15 / Ø40 x 11 |
| Throat Depth | mm | 175 | 220 |
| FLAT BAR SHEARING: | | | |
| Flat Bar Shear (Width x Thickness) | mm / mm | 350 x 8 / 180 x 12 | 350 x 15 / 210 x 20 |
| ANGLE SHEARING: | | | |
| at 90° Shearing | mm | 80 x 80 x 8 | 100 x 100 x 13 |
| at 45° Shearing | mm | 50 x 50 x 6 | 80 x 80 x 8 |
| BAR SHEARING: | | | |
| Round Bar Shear | mm | Ø25 | Ø40 |
| Square Bar Shear | mm | 25 x 25 | 38 x 38 |
| NOTCHING: | | | |
| Rectangular Notcher | mm | ~ | 50.8 x 90 x 8 |
| Work Table Height | mm | ~ | 1006 |
| Motor Voltage | V | 415 / 240 15Amp | 415 |
| Motor Power | kW/hp | 3.75/5 / 2.2/3 | 5.5 / 7.5 |
| Weight | kg | 930 | 1600 |
| PRICE | ex GST | \$9,950/\$10,950 | \$14,650 |
| PRICE | inc GST | \$10,945/\$12,045 | \$16,115 |



Watch Video

IW-45K

Includes Bending Station



IW-60B

SUNRISE Compact Series

- Sunrise Compact-Series are a specially designed punch & shear with vertical movement on all stations. The entire main slide moves in an up and down motion to provide optimum results for punching, shearing, notching and bending

SUNRISE Features: IW-45K

- The IW-45K is a compact model that comes complete with a notcher. The frame recess below the punching station allows punching on the flange of large size channel or beam profiles

SUNRISE Features: IW-60B

- The IW-60B is the latest addition to the Compact-Series by Sunrise. It includes a 300mm wide multi-vee bending station making it the ideal solution for any punching, shearing & bending application


SUNRISE Features:

- Compact space saving design
- Punching capacity up to 40mm standard
- Guarding to all workstations providing maximum operator safety
- Jog function for safe and accurate tool setting
- Monoblock frame construction for maximum rigidity
- Fast stroke speed with adjustable stroke length to improve efficiency
- Quick change punch retaining system for fast tooling change
- Punch tables fitted with stops & guides as standard
- Punch table has removable front section for ease of punching angle iron
- Auto touch & cut 1000mm length stop fitted to shearing station
- 300mm multi vee die block with 10, 15, 20 & 30mm vee openings (IW-60B)
- Magnetic base LED lamp



Includes: 6 sets of round punches & dies: 20, 22, 24, 26, 28 & 30mm ✓

| MODEL | | IW-45K | IW-60B |
|-------------------------------|----------------|-----------------|-----------------|
| ORDER CODE | | P171 | P172 |
| PUNCHING: | | | |
| Punching Pressure | Tonne | 45 | 60 |
| Punching Capacity | Ø x mm | Ø22 x 15 | Ø28 x 15 |
| (Diameter x Thickness) | Ø x mm | Ø40 x 8 | Ø40 x 11 |
| FLAT BAR SHEARING: | | | |
| Flat Bar Shear | mm | 300 x 10 | 350 x 15 |
| (Width x Thickness) | mm | ~ | 210 x 20B |
| ANGLE SHEARING: | | | |
| at 90° Shearing | mm | 75 x 75 x 6 | 100 x 100 x 8 |
| BAR SHEARING: | | | |
| Round Bar Shear | mm | Ø30 | Ø40 |
| Square Bar Shear | mm | 25 x 25 | 38 x 38 |
| NOTCHING: | | | |
| Rectangular Notcher | mm | 50.8 x 90 x 7 | ~ |
| BENDING: | | | |
| Bending Capacity (Mild Steel) | mm | ~ | 300 x 8 |
| Motor Voltage | V | 415 | 415 |
| Motor Power | kW/hp | 3.75 / 5 | 5.5 / 7.5 |
| Weight | kg | 940 | 1360 |
| PRICE | ex GST | \$12,490 | \$17,990 |
| PRICE | inc GST | \$13,739 | \$19,789 |



Shearing Section



Notching Section



Auto Touch Length Stop
IW-45K & IW-60B



Bending on IW-60B only

Dual Cylinder Series

Sunrise Dual Cylinder "S, SH & SD Series" Punch & Shears are manufactured in Taiwan and range in capacities from 60 to 165 Tonne and feature two High-Speed cylinders so separate punching and shearing operations can be safely performed simultaneously without interference.

All models include Five workstations for Punching, Notching, Plate Shearing, Angle Iron Shearing and Bar Shearing applications and are guarded providing maximum operator safety.

Features: IW-S, IW-SH & IW-SD

- Two-pedal operation enabling separate operations to be safely performed simultaneously
- Dual cylinders feature a separate cylinder for independent operation from shearing stations
- Punching capacity up to 50mm standard
- Low pressure setting for tool change provides maximum operation safety
- Long punching cylinder stroke and deep throat enable mounting a wide range of special equipment
- Large punching base with the "T-slot" mounting provides a solid base for securing the punching tooling
- Cylinder ram is guided at three positions to provide extra support and absorb side-load forces for added protection of cylinder seals
- Hydraulic hold down to flat bar shearing station (IW-100SH, IW-125SH, IW-165SD)
- Frame of machine is of a Monoblock construction that integrates both bolts & welding reinforcement to provide maximum frame structure rigidity
- Fast stroke speed with adjustable stroke length at all stations to improve efficiency

Includes: 6 sets of round punches & dies: 20, 22, 24, 26, 28 & 30mm ✓



Watch Video



Sheet Metal / Fabrication



2 Year Warranty



IW-165SDH



| MODEL | | IW-60S | IW-80S | IW-100SH | IW-125SH | IW-165SDH |
|---|------------------|----------------------|----------------------|----------------------|----------------------|----------------------|
| ORDER CODE | | P174 | P175 | P176 | P177 | P178H |
| PUNCHING: | | | | | | |
| Punching Pressure | Tonne | 60 | 80 | 100 | 125 | 165 |
| Punching Table | Type | Manual | Manual | Manual | Manual | Manual |
| Punching Capacity (Diameter x Thickness) | Ø x mm Ø x mm | Ø22 x 20 Ø50 x 9 | Ø26 x 22 Ø50 x 12 | Ø28 x 26 Ø50 x 15 | Ø33 x 27 Ø50 x 18 | Ø37 x 32 Ø50 x 24 |
| Throat Depth | mm | 310 (510 opt.) | 310 (510 opt.) | 310 (510 opt.) | 310 (510 opt.) | 510 |
| FLAT BAR SHEARING: | | | | | | |
| Flat Bar Shear (Width x Thickness) | mm mm | 350 x 15 240 x 20 | 460 x 15 300 x 20 | 610 x 16 400 x 20 | 610 x 18 400 x 25 | 760 x 20 400 x 30 |
| Hydraulic Clamp | | ~ | ~ | ✓ | ✓ | ✓ |
| ANGLE SHEARING: | | | | | | |
| Angle Shearing at 90° | mm | 130 x 130 x 13 | 152 x 152 x 13 | 152 x 152 x 15 | 152 x 152 x 18 | 205 x 205 x 20 |
| Angle Shearing at 45° | mm | 65 x 65 x 8 | 80 x 80 x 10 | 80 x 80 x 10 | 80 x 80 x 10 | 80 x 80 x 10 |
| Work Table Height | mm | 1115 | 1165 | 1216 | 1185 | 1185 |
| BAR SHEARING: | | | | | | |
| Round Bar Shear | mm | Ø40 | Ø45 | Ø45 | Ø50 | Ø60 |
| Square Bar Shear | mm | 38 x 38 | 45 x 45 | 45 x 45 | 50 x 50 | 60 x 60 |
| NOTCHING: | | | | | | |
| Rectangular Notcher | mm | 50.8 x 90 x 9 | 50.8 x 90 x 12 | 63.5 x 90 x 12 | 63.5 x 90 x 13 | 63.5 x 90 x 16 |
| Motor Power (415V) | kW/hp | 5.6 / 7.5 | 7.5 / 10 | 7.5 / 10 | 11.2 / 15 | 15 / 20 |
| Weight | kg | 1950 | 2360 | 3180 | 3590 | 5250 |
| PRICE | ex GST | \$20,250 | \$24,250 | \$28,500 | \$34,950 | \$51,950 |
| PRICE | inc GST | \$22,275 | \$26,675 | \$31,350 | \$38,445 | \$57,145 |

Sheet Metal / Fabrication

PM-35T - 35T Model
From
\$10,950 ex GST
\$12,045 inc GST



PM-35T

SUNRISE Hydraulic Punching Machines

Sunrise "PM" Series Hydraulic Punching machines are manufactured in Taiwan and range in capacity from 35 to 200 Tonne. All models feature High-Speed cylinders to enable the punching stroke to retract faster.

All optional tooling used on the punching station of S/SD Punch & Shears can also be used on the PM models, turning the punching machine into a universal machine.

SUNRISE PM Features

- Punching machines ranging from 35 to 200 tons of punching capacities
- 35T, 55T & 80T models available with choice of 310, 510 or 760mm throat depth
- 120T, 160T & 200T models available with choice of 510 or 760mm throat depth
- Patented dual-piston hydraulic cylinder enables the machine to retract faster
- Punching capacity up to 50mm standard
- Punch tables fitted with stops & guides as standard

Includes: 6 sets of round punches & dies: 20, 22, 24, 26, 28 & 30mm ✓

SUNRISE CNC Positioning Table



SUNRISE CNC Punching Machine

PM-80LT-CNC



For more
detailed
information



SUNRISE Optional Punch & Shear Accessories:



Angle Bending Press



Channel Punching Die Holder



Channel Shearing



Laser Guide System



Goose Neck Die Holder



Vee Notcher - Punch Side



Hydraulic Clamp




Pipe Notcher Die Holder



Single-Vee Pressbrake



Multi-Vee Pressbrake

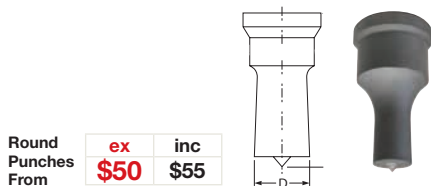


Multi Stop Gauge

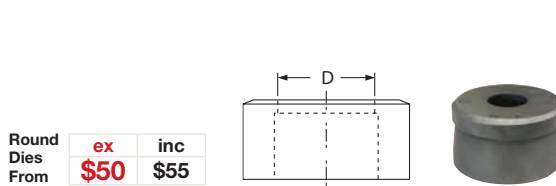


Large Hole Punching

SUNRISE Round Punch & Dies - Suits Punch & Shears



Round Punches From **ex \$50 inc \$55**



Round Dies From **ex \$50 inc \$55**

| CODE | D | CODE | D | CODE | D | CODE | D | CODE | D | CODE | D | CODE | D | CODE | D | | |
|------|------|------|------|------|------|-------|--------|-------|--------|-------|--------|-------|--------|-------|--------|-------|--------|
| P704 | 4mm | P717 | 17mm | P730 | 30mm | P704B | 4.2mm | P711B | 11.2mm | P717A | 17.7mm | P724B | 24.2mm | P730A | 30.7mm | P737B | 37.2mm |
| P705 | 5mm | P718 | 18mm | P731 | 31mm | P705B | 5.2mm | P711A | 11.7mm | P718B | 18.2mm | P724A | 24.7mm | P731B | 31.2mm | P737A | 37.7mm |
| P706 | 6mm | P719 | 19mm | P732 | 32mm | P705A | 5.5mm | P712B | 12.2mm | P718A | 18.7mm | P725B | 25.2mm | P731A | 31.7mm | P738B | 38.2mm |
| P707 | 7mm | P720 | 20mm | P733 | 33mm | P706B | 6.2mm | P712A | 12.7mm | P719B | 19.2mm | P725A | 25.7mm | P732B | 32.2mm | P738A | 38.7mm |
| P708 | 8mm | P721 | 21mm | P734 | 34mm | P706A | 6.5mm | P713B | 13.2mm | P719A | 19.7mm | P726B | 26.2mm | P732A | 32.7mm | P739B | 39.2mm |
| P709 | 9mm | P722 | 22mm | P735 | 35mm | P707B | 7.2mm | P713A | 13.7mm | P720B | 20.2mm | P726A | 26.7mm | P733B | 33.2mm | P739A | 39.7mm |
| P710 | 10mm | P723 | 23mm | P736 | 36mm | P707A | 7.7mm | P714B | 14.2mm | P720A | 20.7mm | P727B | 27.2mm | P733A | 33.7mm | P740B | 40.2mm |
| P711 | 11mm | P724 | 24mm | P737 | 37mm | P708B | 8.2mm | P714A | 14.7mm | P721B | 21.2mm | P727A | 27.7mm | P734B | 34.2mm | P740A | 40.7mm |
| P712 | 12mm | P725 | 25mm | P738 | 38mm | P708A | 8.7mm | P715B | 15.2mm | P721A | 21.7mm | P728B | 28.2mm | P734A | 34.7mm | P741B | 41.2mm |
| P713 | 13mm | P726 | 26mm | P739 | 39mm | P709B | 9.2mm | P715A | 15.7mm | P722B | 22.2mm | P728A | 28.7mm | P735B | 35.2mm | P741A | 41.7mm |
| P714 | 14mm | P727 | 27mm | P740 | 40mm | P709A | 9.7mm | P716B | 16.2mm | P722A | 22.7mm | P729B | 29.2mm | P735A | 35.7mm | P750A | 50.7mm |
| P715 | 15mm | P728 | 28mm | P750 | 50mm | P710B | 10.2mm | P716A | 16.7mm | P723B | 23.2mm | P729A | 29.7mm | P736B | 36.2mm | P751A | 51.7mm |
| P716 | 16mm | P729 | 29mm | P751 | 51mm | P710A | 10.7mm | P717B | 17.2mm | P723A | 23.7mm | P730B | 30.2mm | P736A | 36.7mm | | |

SUNRISE Round Punch & Dies - 20 Pieces = 10 Sets

PDS-26 (6-26mm)

| Punch | Die |
|-------|--------|
| 6mm | 6.2mm |
| 8mm | 8.7mm |
| 10mm | 10.7mm |
| 12mm | 12.7mm |
| 14mm | 14.7mm |
| 16mm | 16.7mm |
| 18mm | 18.7mm |
| 20mm | 20.7mm |
| 22mm | 23.2mm |
| 26mm | 27.2mm |



Code: P165 **ex \$500 inc \$550**

PDS-40 (11-40mm)

| Punch | Die |
|-------|--------|
| 11mm | 11.7mm |
| 13mm | 13.7mm |
| 19mm | 19.7mm |
| 24mm | 25.2mm |
| 25mm | 26.2mm |
| 28mm | 29.2mm |
| 30mm | 31.2mm |
| 32mm | 33.2mm |
| 38mm | 39.2mm |
| 40mm | 41.2mm |

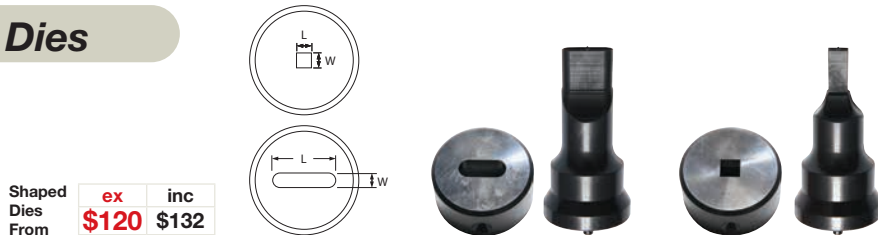


Code: P166 **ex \$600 inc \$660**

SUNRISE Shaped Punch & Dies



Shaped Punches From **ex \$100 inc \$110**



Shaped Dies From **ex \$120 inc \$132**

| CODE | W x L | CODE | W x L | CODE | W x L | CODE | W x L | CODE | W x L | | |
|-------|---------|-------|---------|-------|-------------|-------|-------------|-------|-------------|-------|-------------|
| P6001 | 8x8mm | P6095 | 14x25mm | P6002 | 8.7x8.7mm | P6068 | 12.7x25.7mm | P6133 | 17.2x31.2mm | P6186 | 20.7x30.7mm |
| P6005 | 8x20mm | P6101 | 14x30mm | P6006 | 8.7x20.7mm | P6074 | 12.7x30.7mm | P6138 | 16.7x40.7mm | P6187 | 21.2x31.2mm |
| P6011 | 8x30mm | P6125 | 16x25mm | P6012 | 8.7x30.7mm | P6096 | 14.7x25.7mm | P6139 | 17.2x41.2mm | P6206 | 22.7x30.7mm |
| P6021 | 10x10mm | P6131 | 16x30mm | P6022 | 10.7x10.7mm | P6097 | 15.2x26.2mm | P6156 | 18.7x25.7mm | P6207 | 23.2x31.2mm |
| P6025 | 10x20mm | P6137 | 16x40mm | P6026 | 10.7x20.7mm | P6102 | 14.7x30.7mm | P6157 | 19.2x26.2mm | P6212 | 22.7x40.7mm |
| P6031 | 10x25mm | P6155 | 18x25mm | P6032 | 10.7x25.7mm | P6103 | 15.2x31.2mm | P6162 | 18.7x30.7mm | P6213 | 23.2x41.2mm |
| P6037 | 10x30mm | P6161 | 18x30mm | P6038 | 10.7x30.7mm | P6126 | 16.7x25.7mm | P6163 | 19.2x31.2mm | | |
| P6051 | 12x12mm | P6167 | 18x40mm | P6052 | 12.7x12.7mm | P6127 | 17.2x26.2mm | P6168 | 18.7x40.7mm | | |
| P6061 | 12x20mm | P6185 | 20x30mm | P6062 | 12.7x20.7mm | P6132 | 16.7x30.7mm | P6169 | 19.2x41.2mm | | |
| P6067 | 12x25mm | P6205 | 22x30mm | | | | | | | | |
| P6073 | 12x30mm | P6211 | 22x40mm | | | | | | | | |




SG-416A

METALMASTER Treadle

- 1300mm x 1.6mm cutting capacity (SG-416A)
- 2470mm x 1.2mm cutting capacity (SG-812)
- Steel-fabrication construction
- Rear material backgauge
- Spring return mechanism
- Front sheet supports
- Squaring arm


Includes: Front Sheet Supports ✓
Backgauge ✓




Sheet Supports
SG-416A & SG-812



SG-812



Backgauge
SG-416A & SG-812



Control Panel



Squaring Guide
SG-420 & SG-815H



Safety Photoelectric Sensor
SG-420 & SG-815H

METALMASTER Hydraulic

- 1300mm x 2mm cutting capacity (SG-420)
- 2470 x 1.6mm cutting capacity (SG-815H)
- Hydraulic powered • 2.2kW / 3hp 240V motor
- 880mm worktable height
- Photo electric rear guarding with 3 beams
- Squaring arm with front arm supports
- Roving foot pedal control
- Adjustable backgauge



SG-815H



| MODEL | | SG-416A | SG-812 | SG-420 | SG-815H |
|-------------------------|----------------|----------------|----------------|--------------------|--------------------|
| ORDER CODE | | S534A | S536 | S535 | S537 |
| Shearing Thickness (MS) | mm | 1.6 | 1.2 | 2 | 1.6 |
| Shearing Thickness (SS) | mm | 1 | 0.8 | 1.2 | 0.9 |
| Shearing Length | mm | 1300 | 2470 | 1300 | 2470 |
| Motor Power/Voltage | kw/hp / V | ~ | ~ | 2.2kW / 3hp / 240V | 2.2kW / 3hp / 240V |
| Weight | kg | 410 | 800 | 560 | 1173 |
| PRICE | ex GST | \$2,590 | \$4,650 | \$6,250 | \$7,950 |
| PRICE | inc GST | \$2,849 | \$5,115 | \$6,875 | \$8,745 |



Quick Action Blade Clearance Adjustment



Backgauge with Digital Readout



Control Panel

METALMASTER Mechanical

- Quick action blade clearance adjustment to suit material thickness
- Blades made from 9CrSi material suitable for cutting stainless steel
- Manual rear backgauge includes digital readout display
- Plate support tables with transfer balls for quick & easy material alignment and manoeuvrability
- One-shot oil lubrication pump & reservoir for slide-ways
- Front sheet supports with ball bearing guides
- Photo electric rear guarding with 3 beams
- Equipped with LED shadow line lighting-alignment device
- Clamp beam design allows clear view to shadow line on material



MG-440



MG-840



Front Sheet Supports



Squaring Arm & Measuring Scale

| MODEL | | MG-440 | MG-840 |
|-----------------------------------|----------------|------------------|------------------|
| ORDER CODE | | S924A | S926A |
| Shearing Thickness (MS) | mm | 4 | 4 |
| Shearing Thickness (SS) | mm | 2.5 | 2.5 |
| Shearing Length | mm | 1300 | 2500 |
| Backgauge Control | Type | Manual with DRO | Manual with DRO |
| Quick Action Blade Clearance Adj. | Type | Screw - Internal | Lever - External |
| Strokes | per/min | 22 | 24 |
| Blade Angle | deg | 2° | 2° |
| Backgauge Travel | mm | 500 | 760 |
| Motor Power | kW/hp | 4 / 5.3 | 7.5 / 10 |
| Voltage | V | 415 | 415 |
| Weight | kg | 1450 | 2590 |
| PRICE | ex GST | \$9,450 | \$13,950 |
| PRICE | inc GST | \$10,395 | \$15,345 |



HG-460B

METALMASTER Hydraulic

- Ezy-Set NC-89 Go-To digital display controlled backgauge
- Powered backgauge with 700mm travel
- Hydraulic material clamping for accurate shearing
- Quick action blade clearance adjustment to suit material thickness
- Blades made from 9CrSi material suitable for cutting stainless steel
- One-shot oil lubrication pump & reservoir for slide-ways
- Plate support tables with transfer balls for quick & easy material alignment and manoeuvrability
- Front sheet supports with ball bearing guides
- Equipped with LED shadow line lighting-alignment device
- Clamp beam design allows clear view to shadow line on material



HG-840B Shown



Ezy-Set NC-89 Control



Quick Action Blade Clearance Adjustment HG-460B



Quick Action Blade Clearance Adjustment



Hydraulic Plate Clamping



Safety Omron E3ZS Rear Light Sensor Guarding HG-460B



Ezy-Set NC-89

Programmable digital display controlling backgauge ensures accurate bending repeatability.

| MODEL | | HG-460B | HG-840B |
|-----------------------------------|----------------|------------------|------------------|
| ORDER CODE | | S923 | S927 |
| Shearing Thickness (MS) | mm | 6 | 4 |
| Shearing Thickness (SS) | mm | 4 | 2.5 |
| Shearing Length | mm | 1300 | 2500 |
| Backgauge Control | Type | NC-89 | NC-89 |
| Quick Action Blade Clearance Adj. | Type | Lever - External | Lever - External |
| Strokes | per/min | 12 | 12 |
| Blade Angle | deg | 2° | 2° |
| Backgauge Travel | mm | 700 | 700 |
| Motor Power | kW/hp | 5.5 / 7.5 | 5.5 / 7.5 |
| Voltage | V | 415 | 415 |
| Weight | kg | 2046 | 2750 |
| PRICE | ex GST | \$14,450 | \$15,950 |
| PRICE | inc GST | \$15,895 | \$17,545 |



HG-1306C

METALMASTER Compact Swing Beam

- Estun E21S programmable backgauge
- Rapid blade gap adjustment
- Automated hydraulic material clamping system with nylon pads
- Transfer balls inserted into work table
- Top & bottom shearing blades made from 6CrW2si for stainless steel
- Shadow line lighting has been incorporated into the machine frame
- A heavy duty squaring arm fitted with a graduated rule
- Sliding rear material chute
- Stroke counter and short stroke adjustment



HG-2504C Shown



Ball Transfer Table



Hydraulic Material Hold Downs



Backgauge System



Flip Over Stop on Sheet



Blade Clearance Adjustment Lever



Estun E21S

40 unique programs with 25 automatic bending steps in each individual program, assuring production accuracy & repeatability every time.

| MODEL | | HG-1306C | HG-2504C |
|-------------------------|----------------|-----------------|-----------------|
| ORDER CODE | | S9334 | S9335 |
| Shearing Thickness (MS) | mm | 6 | 4 |
| Shearing Thickness (SS) | mm | 4 | 2.5 |
| Shearing Length | mm | 1300 | 2500 |
| Backgauge Control | Type | Estun E21S | Estun E21S |
| Strokes | min | 20 | 20 |
| Blade Angle | deg | 2° | 1° 30' |
| Backgauge Travel | mm | 800 | 800 |
| Depth of Throat | mm | 80 | 90 |
| Motor Power | kW/hp | 5.5 / 7.5 | 5.5 / 7.5 |
| Voltage | V | 415 | 415 |
| Floor Space | cm | 210 x 293 x 170 | 330 x 293 x 170 |
| Weight | kg | 2300 | 3150 |
| PRICE | ex GST | \$15,950 | \$17,450 |
| PRICE | inc GST | \$17,545 | \$19,195 |



Flip Over Material Stop




Adjustable and Sliding Mitre Guide



Material Transfer Balls



Hydraulic Material Hold Downs



Ballscrew Backgauge System



Blade Clearance Adjustment Lever



Optional Sheet Supports On Some Models



METALMASTER Deluxe Swing Beam

- Estun E21S programmable ballscrew backgauge
- Control unit mounted on swivel pendant arm
- Rapid blade gap adjustment
- Automated hydraulic material clamping system with nylon pads
- Transfer balls inserted into work table
- Top & bottom shearing blades made from 6CrW2si for stainless steel
- Shadow line lighting has been incorporated into the machine frame
- A heavy duty squaring arm fitted with a graduated rule
- Sliding rear material chute
- Stroke counter and short stroke adjustment


METALMASTER Deluxe Features

- Double swivel pendant control
- Ballscrew backgauge
- Easy view material blade guard
- Larger open throat for longer materials
- Flip stop on squaring arm
- Mitre guide on squaring arm
- Transfer balls on support arms
- Optional sheet supports on all models

| MODEL | | HG-2504E | HG-2506E | HG-3206E | HG-4006E | HG-3212 | HG-4012 |
|--------------------------|----------------|-------------------|-------------------|-------------------|-----------------|-----------------|-----------------|
| ORDER CODE | | S9341 | S9371 | S9401 | S9461S | S942 | S948 |
| Shearing Thickness (MS) | mm | 4 | 6 | 6 | 6 | 12 | 12 |
| Shearing Thickness (SS) | mm | 2.5 | 4 | 4 | 4 | 8 | 8 |
| Shearing Length | mm | 2500 | 2500 | 3200 | 4000 | 3200 | 4000 |
| Backgauge Control | Type | Estun E21S | Estun E21S | Estun E21S | Estun E21S | Estun E21S | Estun E21S |
| Pneumatic Sheet Supports | | S Model Available | S Model Available | S Model Available | Standard | | |
| Strokes | min | 22 | 20 | 14 | 14 | 9 | 8 |
| Blade Angle | deg | 1°30' | 1°30' | 1°30' | 1°30' | 1.5° | 1.5° |
| Backgauge Travel | mm | 800 | 1000 | 1000 | 1000 | 1000 | 1000 |
| Depth of Throat | mm | 130 | 150 | 150 | 250 | 300 | 300 |
| Motor Power | kW/hp | 4 / 5.5 | 7.5 / 10 | 7.5 / 10 | 7.5 / 10 | 18.5 / 25 | 18.5 / 25 |
| Voltage | V | 415 | 415 | 415 | 415 | 415 | 415 |
| Floor Space | cm | 320 x 345 x 185 | 320 x 340 x 185 | 390 x 340 x 185 | 482 x 360 x 170 | 400 x 380 x 200 | 480 x 380 x 215 |
| Weight | kg | 3450 | 4820 | 6150 | 8860 / 9000 | 11000 | 13500 |
| PRICE | ex GST | \$18,950 | \$21,450 | \$24,950 | \$34,950 | \$47,950 | \$54,950 |
| PRICE | inc GST | \$20,845 | \$23,595 | \$27,445 | \$38,445 | \$52,745 | \$60,445 |



Ezy-Set NC-89



Ballscrew Backgauge System



Hydraulic Material Hold Downs




Variable Blade Gap Adjustment



Ballscrew Backgauge

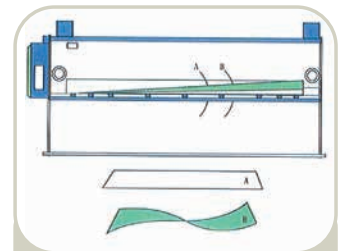
HG-3212VR shown



Pneumatic Sheet Supports: 'S' Models



Material Transfer Balls



Variable Rake Reduces Material Distortion
All VR models

Larger capacity models available

| MODEL | | HG-3208VR | HG-4008VR | HG-3212VR | HG-3216VR | HG-4012VR |
|--------------------------|----------------|-------------------|-------------------|-------------------|-----------------|-------------------|
| ORDER CODE | | S960 | S962 | S961 | S9615 | S968 |
| Shearing Thickness (MS) | mm | 8 | 8 | 12 | 16 | 12 |
| Shearing Thickness (SS) | mm | 5 | 5 | 8 | 10 | 8 |
| Shearing Length | mm | 3200 | 4000 | 3200 | 3200 | 4000 |
| Strokes | per/min | 12 | 10 | 8 | 7 | 6 |
| Blade Angle | deg | Variable 0~2° | Variable 0~2° | Variable 0~2.5° | Variable 0~2.5° | Variable 0~2.5° |
| Backgauge Travel | mm | 1000 | 1000 | 1000 | 1000 | 1000 |
| Depth of Throat | mm | 120 | 120 | 120 | 120 | 120 |
| Pneumatic Sheet Supports | | S Model Available | S Model Available | S Model Available | Optional | S Model Available |
| Motor Power | kW/hp | 7.5 / 10 | 7.5 / 10 | 15 / 20 | 15 / 20 | 15 / 20 |
| Voltage | V | 415 | 415 | 415 | 415 | 415 |
| Weight | kg | 7800 / 7980 | 9500 / 9700 | 10800 / 10980 | 12200 | 14800 / 15000 |
| PRICE | ex GST | \$37,950 | \$44,950 | \$51,450 | \$57,950 | \$62,950 |
| PRICE | inc GST | \$41,745 | \$49,445 | \$56,595 | \$63,745 | \$69,245 |



2F



PB-24



PB-4



PB-416D



BRAMLEY 2F

- 610mm x 1.2mm capacity, bench mounting
- Heavy duty all steel construction
- Made to quality and precision specifications of larger machines, but with compact size and economy
- Interchangeable fingers for wide variety of box and pan sizes
- Removable individual bending fingers for pans or boxes
- Mild steel capacity is rated on hot rolled material with 250MPA
- Cam adjustment on top beam provides simple and positive setting for different material thickness
- Simple robust clamping action



HAFCO METALMASTER PB-24

- 600mm x 1.0mm capacity
- Steel fabricated construction
- Oiling points on bearing areas
- Clamping blade has adjustments for clamping pressure and materials thickness
- Adjustable clamping pressure beam to prevent distortion during bending
- Multiple finger widths for bending of pans or boxes
- 250MPA mild steel capacity rated on hot rolled material

HAFCO METALMASTER PB-4

- 1220mm x 1.2mm capacity
- Steel fabricated construction
- Oiling points on bearing areas
- Clamping blade has adjustments for clamping pressure and materials thickness
- Adjustable clamping pressure beam to prevent distortion during bending
- Multiple finger widths for bending of pans or boxes
- Includes fabricated metal stand
- 250MPA mild steel capacity rated on hot rolled material

HAFCO METALMASTER PB-416D

- 1260 x 1.5mm capacity
- High quality finish
- Robust steel fabricated construction
- Foot clamping, allowing material to be positioned & clamped at the same time
- Ideal for schools, bending is assisted by heavy duty telescopic springs
- Removable individual bending fingers for pans or boxes
- Mild steel capacity is rated on hot rolled material with 250MPA

| MODEL | | 2F | PB-24 | PB-4 | PB-416D |
|---------------------|---------|---------|-------|---------|---------|
| ORDER CODE | | S523 | S249 | S250 | S260 |
| Bending Length | mm | 610 | 600 | 1220 | 1260 |
| Mild Steel Capacity | mm | 1.2 | 1 | 1.2 | 1.5 |
| Weight | kg | 35 | 44 | 175 | 370 |
| PRICE | ex GST | \$1,650 | \$420 | \$1,290 | \$2,790 |
| PRICE | inc GST | \$1,815 | \$462 | \$1,419 | \$3,069 |



PB-420

HAFCO METALMASTER PB-420

- 1250mm x 2mm capacity
- Segmented clamp blades has adjustments for clamping pressure and materials thickness
- Heavy duty steel fabricated construction
- Adjustable clamping pressure beam and apron to prevent distortion during bending
- Removable individual bending fingers for pans or boxes
- 250MPA mild steel capacity rated on hot rolled material



Low Profile Segmented Blades

| MODEL | | PB-420 |
|---------------------|----------------|----------------|
| ORDER CODE | | S255 |
| Bending Length | mm | 1250 |
| Mild Steel Capacity | mm | 2.0 |
| Weight | kg | 580 |
| PRICE | ex GST | \$3,350 |
| PRICE | inc GST | \$3,685 |

Magnetic Panbrake

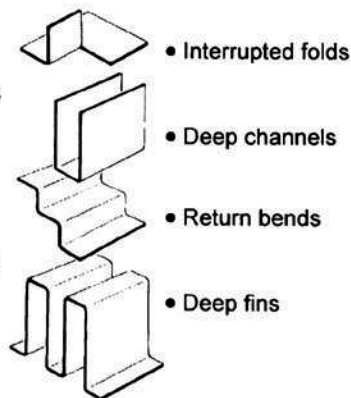
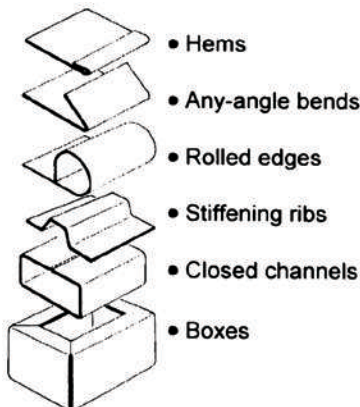
METALMASTER MB1250

- Typical industries: Roofing, Aircraft, General Sheet Metal Fabrication
- Electromagnetic rather than mechanical clamping
- Bends all types of sheet metal, aluminium, copper, stainless steel
- Excellent design easy to use – forming deep channels & closed sections, deep boxes
- Includes low voltage foot control, full length narrow, slotted & segmented clamp bars

Includes: Segmented Clamp Bars ✓ Standard Clamp Bar ✓ Slotted Clamp Bar ✓ Narrow Clamp Bar ✓



3 Electromagnetic Clamping



| MODEL | | MB1250 |
|----------------------|----------------|---|
| ORDER CODE | | S542 |
| Bending Length | mm | 1300 |
| Mild Steel Capacity | mm | 1.6 |
| Segmented Clamp Bars | mm | 25, 37.5, 52.5, 70, 140, 280, 580, 1300 |
| Voltage | V / Amp | 240 / 10 |
| Weight | kg | 220 |
| PRICE | ex GST | \$4,500 |
| PRICE | inc GST | \$4,950 |

METALMASTER


PB-422A & PB-820A Manual

- 1250mm x 2mm capacity (PB-422A)
- 2440mm x 2mm capacity (PB-820A)
- Extended fingers allows bending of pans or boxes to a depth of 230mm
- Ground segmented fingers can be repositioned to suit many applications
- Digital angle gauge ensures repeatability for production
- Quick head adjustment mechanism to suit your material thickness
- Safety top beam support stop lever located on right side of machine
- Quick action beam adjustment for varying material thickness


Includes: Rear Manual Backgauge ✓



PB-422A



Safety Top Beam Support Stop Lever



Ground Segmented Fingers



PB-820A



Quick Action Head Adj.



Digital Angle Gauge

| MODEL | | PB-422A | PB-820A |
|-----------------|----------------|----------------|----------------|
| ORDER CODE | | S262 | S264 |
| Bending Length | mm | 1250 | 2440 |
| Mild Steel Cap. | mm | 2 | 2 |
| Weight | kg | 920 | 1450 |
| PRICE | ex GST | \$3,850 | \$6,450 |
| PRICE | inc GST | \$4,235 | \$7,095 |



NC Control Panel



Clamp Beam Adjustment

METALMASTER PB-820L

- 2500mm x 2mm capacity
- Easy to use single angle programmable control incorporating digital readout for angles from 0-125°
- Auto cycle: after clamping bottom beam will bend to pre-set angle and return
- Hydraulic bending & hydraulic material clamp system
- Ground segmented fingers can be repositioned to suit many applications
- Heavy duty steel fabricated frame provides accurate bends
- Grease nipples located on all rotating parts
- Extended fingers allows bending of pans or boxes to a depth of 230mm
- Quick action beam adjustment for varying material thickness
- Includes rear manual backgauge



Includes: Adjustable Rear Manual Backgauge ✓



PB-820L




Hydraulic Ram



Adjustable Back Stop



Extended Removable Fingers



Adjustable Bending Beam

| MODEL | | PB-820L |
|---------------------|----------------|------------------------|
| ORDER CODE | | S583 |
| Control | Type | Digital Single Program |
| Bending Length | mm | 2500 |
| Mild Steel Capacity | mm | 2 |
| Stainless Steel | mm | 1 |
| Bending & Clamping | Type | Hydraulic |
| Bending Angle | deg | 0-125° |
| Backgauge Travel | mm | 1000 |
| Motor Power | kW/hp | 2.2 / 3 |
| Voltage | V | 240 |
| Weight | kg | 1600 |
| PRICE | ex GST | \$10,950 |
| PRICE | inc GST | \$12,045 |

METALMASTER PB-440 ~ PB-830A

- Hydraulic bending and material clamping system
- NC-89 digital angle programmable control for angles from 0-125°
- NC-89 controlled opening height adjustment
- NC-89 controlled dwell timer ensures consistent bending angle
- Quick action rapid head adjustment to optimise the bending radius on material thickness selected
- High quality components ensure reliable performance for years of continuous operation
- Auto cycle: after clamping bottom beam bends to pre-set angle & return, head un-clamps to set position
- Extended fingers allows bending of pans or boxes to a depth of 230mm
- Includes an adjustable rear manual backgauge, also adjustable for tapered material
- Mild steel capacity is rated on hot rolled material with 250MPa



NC-89 Ezy-Set NC-89 Go-To Programmable digital display control, this programmable digital control assures accurate bending repeatability.



NC-89 Digital Control



Quick Action Head Adjustment



Manual Rear Back Gauge



Removable Fingers



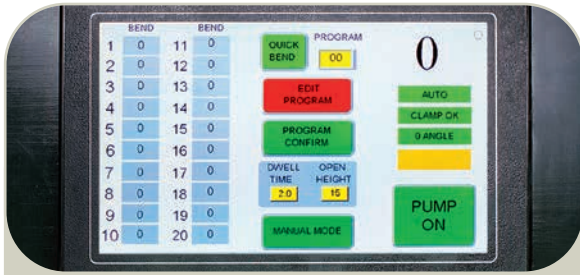
Shown with Optional Ball Transfer Tables



PB-440



PB-830A Shown



Ezy-Touch Ezy-Touch NC Touch Screen

Controller features 99 programs, each program has up to 20 bends & each bend has material compensation. It also incorporates a quick bend function for jobbing work.

METALMASTER PB-440T ~ PB-860T

- Hydraulic bending and material clamping system
- Ezy-Touch NC programmable touch screen controller features 99 programs, each program has up to 20 bends & each bend has material compensation. It also incorporates a quick bend function for jobbing work
- Quick action rapid head adjustment to optimise the bending radius on material thickness selected
- Ezy-Touch NC digital angle programmable control for angles from 0-125°
- High quality components ensure reliable performance for years of continuous operation
- Auto cycle: after clamping bottom beam bends to pre-set angle & return, head un-clamps to set position
- Extended fingers allows bending of pans or boxes to a depth of 230mm
- Includes an adjustable rear manual backgauge, also adjustable for tapered material
- Mild steel capacity is rated on hot rolled material with 250MPa



PB-1030T Shown



Removable Fingers



Quick Action Head Adjustment

| MODEL | | PB-440 | PB-440T | PB-825A | PB-830A | PB-830T | PB-860T | PB-1030T |
|---------------------|----------------|-----------------|-----------------|-----------------|-----------------|-----------------|-----------------|-----------------|
| ORDER CODE | | S581A | S581T | S583B | S584A | S584T | S586T | S585T |
| Control | Type | NC-89 | Ezy-Touch NC | NC-89 | NC-89 | Ezy-Touch NC | Ezy-Touch NC | Ezy-Touch NC |
| Bending Length | mm | 1300 | 1300 | 2500 | 2500 | 2500 | 2500 | 3050 |
| Mild Steel Capacity | mm | 4 | 4 | 2.5 | 4 | 4 | 6 | 3.2 |
| Stainless Steel | mm | 2 | 2 | 1.2 | 2 | 2 | 3 | 1.6 |
| Bending & Clamping | Type | Hydraulic | Hydraulic | Hydraulic | Hydraulic | Hydraulic | Hydraulic | Hydraulic |
| Bending Angle | deg | 0-125° | 0-125° | 0-125° | 0-125° | 0-125° | 0-125° | 0-125° |
| Backgauge Travel | mm | 1000 | 1000 | 1000 | 1000 | 1000 | 1000 | 1000 |
| Motor Power | kW/hp | 4 / 5.3 | 4 / 5.3 | 4 / 5.3 | 5.5 / 7.5 | 5.5 / 7.5 | 7.5 / 10 | 5.5 / 7.5 |
| Voltage | V | 415 | 415 | 415 | 415 | 415 | 415 | 415 |
| Weight | kg | 1220 | 1220 | 1793 | 2776 | 2776 | 3364 | 3258 |
| PRICE | ex GST | \$11,950 | \$13,250 | \$12,950 | \$17,500 | \$18,250 | \$23,450 | \$20,750 |
| PRICE | inc GST | \$13,145 | \$14,575 | \$14,245 | \$19,250 | \$20,075 | \$25,795 | \$22,825 |

METALMASTER PB-GL Series

- Estun NC-E21 programmable controls the X back gauge in programmable steps as well as the Y axis nut adjustment for automatic beam positioning to change the bend angle
- Hydraulic / Mechanical ram, synchronised positive stop design built into each cylinder
- Mono-block steel frame design, welded then machined to ensure minimal bed deflection under load
- Segmented heavy duty 86° offset top punch is segmented for return bend clearance (Segmented 35° top punch on PB-40A & PB-70E)
- Multi-vee bottom die is made from one solid die block design to handle heavy plate
- Reinforced side frames providing additional support strength to machine throat
- Hydraulic MPA pressure gauge mounted on right side of support frame with quick adjusting pressure control
- LED superior bright work lights provides clearer view to workpiece (excludes PB-63E, PB-70E & PB-135E)



Estun E21

40 unique programs with 25 automatic bending steps in each individual program, assuring production accuracy & repeatability every time.



Adjustable Sliding Front Sheet Supports



LM Guide Ballscrew Backgauge



Laser Safety Guarding



Adjustable Travel Limit Control

*NOTE: Price does not include guarding system

| MODEL | | PB-40A | PB-70E | PB-70E | PB-135E | PB-135B | PB-170B | PB-200B |
|--------------------------|----------------|-----------------|-----------------|-----------------|-----------------|--------------------------|--------------------------|-----------------|
| ORDER CODE | | S970GL | S900GL | S901GL | S905GL | S906GL / S908GL | S909GL / S910GL | S912GL |
| Nominal Pressure | Ton | 44 | 70 | 70 | 135 | 135 | 176 | 220 |
| Nominal Pressure | kN | 400 | 630 | 630 | 1250 | 1250 | 1600 | 2000 |
| Length of Work Table | mm | 2000 | 2500 | 3200 | 3200 | 3200 / 4000 | 3200 / 4000 | 4000 |
| Distance Between Columns | mm | 1615 | 2050 | 2600 | 2600 | 2650 / 3200 | 2600 / 3200 | 3200 |
| Backgauge Travel | mm | 600 | 520 | 520 | 520 | 600 | 550 | 550 |
| Throat Depth | mm | 200 | 260 | 260 | 320 | 415 | 420 | 420 |
| Motor Power | kW/hp | 4 / 5.3 | 7.5 / 10 | 7.5 / 10 | 7.5 / 10 | 7.5 / 10 | 11 / 15 | 15 / 20 |
| Weight | kg | 3800 | 4400 | 5000 | 6500 | 8600 / 10350 | 11100 / 14100 | 16500 |
| PRICE | ex GST | \$25,950 | \$28,450 | \$31,450 | \$37,450 | \$40,450/\$43,950 | \$49,450/\$55,450 | \$60,950 |
| PRICE | inc GST | \$28,545 | \$31,295 | \$34,595 | \$41,195 | \$44,495/\$48,345 | \$54,395/\$60,995 | \$67,045 |

METALMASTER PB-CL Model

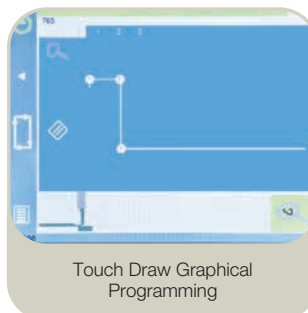
Advanced CL package only available on S970, S902, S906, S908, S910 & S912

CYBELEC CybTouch CNC Controller

- Large, vivid and high-contrast fully touchscreen control mounted on a swivel pendant for optimal ergonomics
- Intuitive 2D graphical touch draw part profile programming
- Simple pages, clear display, large keys
- Bend material allowance calculation
- Radius bump bending calculation function
- Bending angle and back gauge correction
- Various automatic calculations of other bend functions
- Complete programming for efficient mass production with multiple bends
- Bending sequences and programs can be saved for future use
- Easy single bends with EasyBend page
- Easy manual movement
- On-line help and interactive warning pop-ups

Includes

- CYBELEC Touch 12 2D Graphical CNC Control
- Touch draw profile programming
- Easy bend function for quick one off jobs even if you are in the middle of a production bending program
- Laser safety guarding system
- Servo motor X & Y axis for ultimate speed & performance



METALMASTER Laser Safety Guarding

- Guarding systems are required on pressbrakes for OHS compliance
- Advanced laser system fully compliant with the requirements of AS 4024.1 Australian standard for safety guarding
- Laser guarding allows the operator to work closer to the press brake tooling without risk of injury
- Easy height adjustment of laser guarding system to cater for different tooling lengths
- Top beam speed and stopping performance monitoring to ensure maximum safety




METALMASTER Segmented Tooling Available



86° Segmented Tooling



Pressbrake tooling available, see website www.machineryhouse.com.au/hydraulic-pressbrake-tooling



METALMASTER SPB Series

The Metalmaster Synchro series pressbrakes adopt a heavy duty integral welded steel structure that is furnace tempered post welding to relieve residual stresses and ensure accuracy & longevity of the machine.

The hydraulic cylinders are manufactured from high resistance steel incorporating chromium plated ground & lapped pistons to ensure longevity of the Swedish brand SKF hydraulic seals.

The hydraulics system consists of electronically controlled proportional valves with independent 3 point closed loop safety monitoring of the two cylinders as well as the main hydraulic system.

Italian manufactured DSP Laser Guarding ensures operator safety whilst in operation. The Laser system is designed to cater for many different types and sizes of top tooling ensuring safety at the appropriate points as required by the AUS/NZ standards.

At the heart of the electrical system is the Italian made MCS safety control module which controls & monitors all pressbrake functionality, the MCS provides dual monitoring & closed loop feedback for all critical safety functions such as Hydraulic valves, Emergency stop circuits, doors, guards, foot pedal, DSP lasers to name a few functions. This ensures the machinery to be Compliant with AS/NZS 4024.1 – 2019 Safety of Machinery Series

METALMASTER Features

- 5 CNC Controlled Axis (Y1, Y2, X, R, V) as standard
- Y1 & Y2 Axis is controlled by advanced safety monitored hydraulic proportional valves ensuring accuracy in movement
- Bending compensation & accuracy is maintained using GIVI (Italy) Linear scales mounted on either end of the machine bed to measure any frame deflection
- CNC controlled auto crowning table (V) adjusts accordingly based on material, length & thickness specified in program
- Servo driven X & R Axis provides fast response & accuracy when positioning the backgauge
- Flip up type back gauge fingers mounted on linear rails complete with micro adjusters are provided as standard
- Advanced push button quick release tooling top clamps allow for the top tooling to be removed from the front of the clamp rather than sliding all of the tooling left & or right, this saves time and ensures you are not shifting all your tooling just to change 1 piece
- Premium front sheet supports, fully adjustable in the vertical direction & mounted on linear rails for ease of use



Advanced push button quick release tooling (front load)



Flip up type back gauge micro adjustment fingers



Premium front sheet supports fully adjustable on the linear rails



Bending compensation linear scales. Made in Italy

METALMASTER **CYBELEC Cyb Touch**

- Large, vivid and high-contrast fully touchscreen control mounted on a swivel pendant for optimal ergonomics
- Intuitive 2D graphical touch draw part profile programming
- Simple pages, clear display, large keys
- Bend material allowance calculation
- Radius bump bending calculation function
- Bending angle and back gauge correction
- Various automatic calculations of other bend functions
- Complete programming for efficient mass production with multiple bends
- Bending sequences and programs can be saved for future use
- Easy single bends with EasyBend page
- Easy manual movement
- On-line help and interactive warning pop-ups

Includes

- CYBELEC Touch 12 2D Graphical CNC Control
- Touch draw profile programming
- Easy bend function for quick one off jobs even if you are in the middle of a production bending program
- Laser safety guarding system
- Servo motor X & Y axis for ultimate speed & performance




Easy Bend Function



Touch Draw Graphical Programming



Bending Simulation



Advanced Bend Options

Electro-Hydraulic Synchronous Control

The advanced Hydraulic system containing safety monitored proportional valves is integrated into the CNC control. Receiving real time feedback from the Y axis linear scales to the controller can compensate for deflection during bending, providing repeatable & precise control of the machine tool.



CNC X-Axis & R-Axis

The X-axis linear guides, ball screws and servo motors ensure accurate & fast positioning of the X-axis. The R-axis adopts a spur gear guide rail, high-power servo motor and reducer to provide fast response times and precise positioning. Flip up type back gauge fingers are provided with multi steps and micro adjustment



| MODEL | | SPB-1640 | SPB-2563 | SPB-3263 | SPB-32125 | SPB-40125 | SPB-32160 | SPB-32200 | SPB-40200 |
|--------------------------|----------------|------------------|-----------------|-----------------|-----------------|-----------------|-----------------|-----------------|------------------|
| ORDER CODE | | S9710 | S9712 | S9713 | S9714 | S9715 | S9716 | S9718 | S9719 |
| Control Unit | Type | CYBELEC TOUCH 12 | | | | | | | |
| Nominal Pressure | Ton | 40 | 63 | 63 | 125 | 125 | 160 | 200 | 200 |
| Nominal Pressure | kN | 400 | 630 | 630 | 1250 | 1250 | 1600 | 2000 | 2000 |
| Length of Work Table | mm | 1600 | 2500 | 3200 | 3200 | 4000 | 3200 | 3200 | 4000 |
| Distance Between Columns | mm | 1200 | 1980 | 2655 | 2655 | 3355 | 2655 | 2655 | 3355 |
| Throat Depth | mm | 250 | 300 | 300 | 350 | 350 | 350 | 350 | 350 |
| Max. Open Height | mm | 370 | 400 | 400 | 455 | 455 | 475 | 475 | 475 |
| Ram Stroke | mm | 150 | 150 | 150 | 200 | 200 | 200 | 200 | 200 |
| Machine Axis | No. | 5 | 5 | 5 | 5 | 5 | 5 | 5 | 5 |
| Backgauge Travel | mm | 600 | 600 | 600 | 600 | 600 | 600 | 600 | 600 |
| Motor Power | kW/hp | 4 / 5.5 | 5.5 / 7.5 | 5.5 / 7.5 | 11 / 15 | 11 / 15 | 11 / 15 | 15 / 20 | 15 / 20 |
| Weight | kg | 2800 | 4250 | 6800 | 7100 | 7800 | 8500 | 9000 | 10300 |
| PRICE | ex GST | \$59,950 | \$64,450 | \$67,950 | \$77,450 | \$82,950 | \$87,450 | \$89,950 | \$97,950 |
| PRICE | inc GST | \$65,945 | \$70,895 | \$74,745 | \$85,195 | \$91,245 | \$96,195 | \$98,945 | \$107,745 |

Baykal APHS-PRO

Over the years, manufacturers have been developing different solutions to improve the performance of their products, Through tools, functionalities and technological innovations sheet metal press brakes have evolved.

The Baykal APHS model CNC Press Brakes are not only fast, accurate and repeatable, with standard features such as DELEM CNC Controllers, Multi Axis back gauges and longer stroke / daylight for bending complex parts makes Baykal APHS a world leader.



Models Available from 40~600 Tonne in 2 to 6 Metre Versions

Baykal Delem CNC Systems

The new generation DELEM DA-Touch controls offer an even higher grade of efficiency in programming, operation and control of today's pressbrakes. Ease of use combined with state-of-the-art technology go hand in hand, improving productivity.

The touch screen gives access to the proven Delem user-interface and enables direct navigation between programming and production. Functions are directly located where you need them, offering optimised ergonomics throughout the application.

- 17" high resolution colour TFT
- Automatic bend sequence calculation
- Collision detection function
- Full programmability of ram speeds, dwells, and beam positions
- USB & LAN interface for easy connection of external devices
- Real time Windows system for multi-tasking & file management
- Built in help manuals to assist with every operation

Baykal DA-66T 2D

The DA-66T offers 2D programming that includes automatic bend sequence calculation and collision detection. Full 3D machine set-up with multiple tool stations giving true feedback on the product feasibility and handling.

- 2D graphical touch screen controller
- Offline programming software Profile TL on DA66T

3D Simulation
mode DA66T



Baykal APHS-HYBRID

Hybrid Pressbrakes are a new developed technology which use Servo-Hydraulic power to control the bending beam, Benefits of this technology include substantial power savings as you don't have a conventional AC motor running hydraulics all or most the time. The servos only activate as required. You get incredibly fast response times and you can expect higher speeds for both high-speed approach and high-speed return. This increased production efficiency along with the power savings makes the Hybrid Technology a greener alternative.



Models Available from 120~300 Tonne in 3 or 4 Metre Versions

Baykal DA-69T 3D

The DA-69T offers 2D as well as 3D programming that includes automatic bend sequence calculation and collision detection. Full 3D machine set-up with multiple tool stations giving true feedback on the product feasibility and handling.

- 3D & 2D graphical touch screen controller
- 3D Visualisation in simulation & production modes
- Offline programming software Profile T3D on DA69T



3D Simulation &
3D Production
modes DA69T

Baykal Profile•T Offline

DA-Offline software maximises machine efficiency and productivity of your press brakes. The Profile-T software facilitates offline programming and simulation of the bending process.

Production preparation, feasibility studies and tooling verification, operator training, adding notes for production and many other functions can be carried out offline.



Sheet Metal / Fabrication

Bar Benders

UB-100 & UB-100H

- For cold or hot bending of flat, round, & square steel
- 0-120° bending angle with adjustable stop
- Quick action cam lever material clamp
- Adjustable material length stop



UB-100



Includes bending plates (UB-100)



UB-100H


Adjustable bending stop up to 120°

| MODEL | | UB-100 | UB-100H |
|------------|---------|---------|---------|
| ORDER CODE | | B043 | B044 |
| Flat | mm | 100 x 5 | 100 x 7 |
| Square | mm | 16 x 16 | 20 x 20 |
| Round Dia. | mm | Ø18 | Ø20 |
| PRICE | ex GST | \$290 | \$350 |
| PRICE | inc GST | \$319 | \$385 |

Bar Benders

AB1 & AB2


- Heavy duty cast iron
- Quick, cam action clamping block (AB1)
- Heavy clamp vice (AB2)
- Adjustable angle stop for multiple bending



AB1



Made in New Zealand



AB2



Stand

\$390 ex GST
\$429 inc GST (B047)

| MODEL | | AB1 | AB2 |
|-------------------|---------|---------|---------|
| ORDER CODE | | B045 | B046 |
| Flat Bar Capacity | mm | 80 x 6 | 100 x 8 |
| (Mild Steel) | mm | 60 x 8 | 60 x 10 |
| | mm | 30 x 12 | 50 x 12 |
| Square & Round | mm | 20 | 25 |
| PRICE | ex GST | \$950 | \$1,450 |
| PRICE | inc GST | \$1,045 | \$1,595 |

HS-32 Hand Lever Guillotine

- Sheet metal up to 1.2mm
- 800mm long shearing length
- 765mm material cutting height
- Spring assisted top blade return
- Knives made of hardened tool steel
- "NO BULL CAPACITY" - Australian Tested & Rated To True Working Capacity

Includes Steel Fabricated Stand



| MODEL | | HS-32 |
|---------------------|---------|-------|
| ORDER CODE | | S1885 |
| Max. Thickness (MS) | mm | 1.2 |
| Blade Length | mm | 810 |
| Cut Length | mm | 800 |
| Weight | kg | 55 |
| PRICE | ex GST | \$490 |
| PRICE | inc GST | \$539 |



Hand Lever Shears

HS-2S

- Cuts internal, external curves & circles
- Gear drive open throat design

HS-6 & HS-12

- High carbon high chrome steel blade
- Adjustable material thickness clamp



Watch Video

HS-6 / HS-12



HS-2S


| MODEL | | HS-2S | HS-6 | HS-12 |
|---------------|---------|----------|--------|--------|
| ORDER CODE | | S184 | S186 | S188 |
| Capacity (ms) | mm | 1.2 | 4 | 5 |
| Blade Length | mm | 70 | 150 | 300 |
| Plate (L x T) | mm | 70 x 1.2 | 44 x 5 | 60 x 6 |
| Round | mm | ~ | Ø9.5 | Ø12.7 |
| Angle | mm | ~ | ~ | ~ |
| Weight | kg | 8 | 16 | 30 |
| PRICE | ex GST | \$290 | \$110 | \$210 |
| PRICE | inc GST | \$319 | \$121 | \$231 |



HAFCO METALMASTER CM Series

- Ideal for light sheet metal work
- Cast iron construction
- One handle operates all three functions
- Segmented pressbrake top blade
- Top roller opens for job removal
- Includes wiring grooves in rolls and backgauge
- Mild steel capacity is rated on hot rolled material with 250MPA

Includes: Backgauge ✓ Stand (CM-1310S) ✓



Pressbrake
CM-760



Adjustable Rear Stop
CM-760




Wire Groove Rolls
CM-760



Swing Out Top Roller
CM-760

| MODEL | | CM-300 | CM-760 | CM-1000 | CM-1310S |
|-----------------|----------------|--------------|--------------|----------------|----------------|
| ORDER CODE | | S648 | S650 | S652 | S654S |
| Useful Length | mm | 300 | 760 | 1000 | 1310 |
| Mild Steel Cap. | mm | 1 | 1 | 1 | 1 |
| Rolls Diameter | mm | 38 | 42 | 42 | 50 |
| Includes Stand | ~ / ✓ | ~ | ~ | ~ | ✓ |
| Weight | kg | 45 | 153 | 215 | 378 |
| PRICE | ex GST | \$370 | \$830 | \$1,290 | \$3,250 |
| PRICE | inc GST | \$407 | \$913 | \$1,419 | \$3,575 |

Sheet Metal / Fabrication Manual Sheet Metal Curving Rolls



SRG-12

Bench Or Vice Mount



SRG-24H

HAFCO METALMASTER SRG-12

- Bench or vice mountable
- Carbon steel rollers
- Swivel top roller
- Gear driven rollers
- Mild steel capacity is rated on hot rolled material with 250MPa

HAFCO METALMASTER SRG-24H

- Bench Model
- Cast-iron construction end frames
- Ground rolls with wiring grooves
- Swivel top roller
- Quick action top roller
- Mild steel capacity is rated on hot rolled material with 250MPa



Gear Driven Rolls
SRG-12



Swivel Top Roller
SRG-24H

| MODEL ORDER CODE | | SRG-12 S267 | SRG-24H S269 |
|--------------------------|----------------|----------------|-----------------|
| Roll Type | Initial Pinch | | |
| Useful Length | mm | 305 | 610 |
| Mild Steel Capacity | mm | 1 | 1 |
| Rolls Diameter | mm | 32 | 40 |
| Minimum Rolling Diameter | mm | 48 | 60 |
| Includes Stand | ~/✓ | ~ | ~ |
| Weight | kg | 13.1 | 50 |
| PRICE | ex GST | \$200 | \$450 |
| PRICE | inc GST | \$220 | \$495 |



SRG-40



SRG-50G

HAFCO METALMASTER SRG Series

- Cast-iron construction support ends
- Quick action swivel top roller
- 3:1 gear drive reduction ratio curving rolls (SRG-50G)
- Large hand dials for easy curving adjustment (SRG-50G)
- Mild steel capacity is rated on hot rolled material with 250MPa

Includes: Stand ✓



Wiring Grooves
SRG-40



Swing Out Top Roll
SRG-40



3:1 Reduction Gear Drive
SRG-50G



Swing Out Top Roll
SRG-50G

| MODEL ORDER CODE | | SRG-40 S270 | SRG-50G S272 |
|--------------------------|----------------|----------------|-----------------|
| Roll Type | Initial Pinch | | |
| Useful Length | mm | 1000 | 1270 |
| Mild Steel Capacity | mm | 1.2 | 1.5 |
| Rolls Diameter | mm | 50 | 75 |
| Minimum Rolling Diameter | mm | 75 | 110 |
| Includes Stand | ~/✓ | ✓ | ✓ |
| Weight | kg | 130 | 298 |
| PRICE | ex GST | \$990 | \$1,890 |
| PRICE | inc GST | \$1,089 | \$2,079 |



METALMASTER SRG-50E

- Single hand wheel adjustment via European design wedge system for material thickness
- Single hand wheel adjustment for rear curving roller with cam action worm gear
- 2 speed roller drive system, 3.5:1 & 1:1 ratio
- Machined slit 10mm deep in top roller
- Cast-iron construction
- Quick action swivel top roller

Includes: Heavy Duty Stand ✓



BRAMLEY 2.5X50

- Top roller lifts out for small diameter rolling
- Quick roller adjustment
- Solid steel cast construction
- Sheet Metal base for stability
- Standard grooves for wiring work
- Excellent design features



Includes: Stand ✓



Roll Drive & Adjustment
2.5X50



Rear Curving Roll Adj.
RS1270x90



istan RS1270x90

- SAE 150 quality certified steel rolls with high tensile strength
- Precision ground rolls
- Cast Iron end frames
- Conical bending device
- Single handle adjustment of bottom rolls
- 2.5mm mild steel capacity



Includes: Stand ✓



Rolls With Wiring Grooves
RS1270x90



Rear Curving Roll Height
Adjustment RS1270x90

| MODEL ORDER CODE | | SRG-50E S276 | 2.5X50 S274 | RS1270x90 S783 |
|--------------------------|----------------|-----------------|----------------|-------------------|
| Roll Type | Initial Pinch | | | |
| Useful Length | mm | 1250 | 1270 | 1270 |
| Mild Steel Capacity | mm | 1.6 | 1.6 | 2.5 |
| Rolls Diameter | mm | 75 | 63 | 90 |
| Minimum Rolling Diameter | mm | 130 | 95 | 135 |
| Includes Stand | ~ / ✓ | ✓ | ✓ | ✓ |
| Weight | kg | 260 | 140 | 450 |
| PRICE | ex GST | \$2,150 | \$2,650 | \$5,450 |
| PRICE | inc GST | \$2,365 | \$2,915 | \$5,995 |



METALMASTER PR-132H

- 1300 x 1.6mm curving capacity
- Cast iron end frames with conical curving device
- Two rolls powered by gearbox drive system
- Precision ground rolls with wiring grooves
- Swing out end enables complete cylinder to be removed
- Safety wire interlock system with emergency shut-off
- Micro adjustment for material thickness
- 0.75kW / 1hp 240V motor



METALMASTER PR-133A ~ PR-136A

- 1300 x 2.5mm (PR-133A)
1300 x 4mm (PR-134A)
1300 x 6.5mm (PR-136A)
- Motorised up & down rear curving roll
- Digital readout display on rear curving roll position
- Conical bending device
- Safety wire interlock system with emergency shut-off
- Swing out top roller enables cylinder to be removed
- Two rolls powered by gearbox drive system
- Rolls include wiring grooves



METALMASTER PR-204A

- 2000 x 4mm (PR-204A)
- Motorised up & down rear curving roll
- Digital readout display on rear curving roll position
- Conical bending device
- Swing out top roller enables cylinder to be removed
- Safety wire interlock system with emergency shut-off
- Two rolls powered by gearbox drive system
- Rolls include wiring grooves




Control Panel
PR-133A ~ PR-204A



Motorised Up-Down Roller
PR-133A ~ PR-204A



Conical Guide Roller
PR-133A ~ PR-204A



Material Thickness Adjust.
PR-133A ~ PR-204A



Swing Out Top Roller
PR-133A ~ PR-204A

| MODEL | | PR-132H | PR-133A | PR-134A | PR-136A | PR-204A |
|---------------------|----------------|----------------|----------------|----------------|-----------------|-----------------|
| ORDER CODE | | S763A | S802 | S803 | S804 | S805 |
| Roll Type | Initial Pinch | | | | | |
| Useful Length | mm | 1300 | 1300 | 1300 | 1300 | 2000 |
| Mild Steel Capacity | mm | 1.6 | 2.5 | 4 | 6.5 | 4 |
| Roll Diameter | mm | 75 | 90 | 120 | 150 | 150 |
| Motor Power | kW/hp | 0.75 / 1 | 1.1 / 1.5 | 2.2 / 3 | 2.2 / 3 | 2.2 / 3 |
| Motor Voltage | V | 240 | 415 | 415 | 415 | 415 |
| Weight | kg | 400 | 645 | 855 | 1320 | 1620 |
| PRICE | ex GST | \$3,190 | \$6,150 | \$7,290 | \$9,490 | \$11,950 |
| PRICE | inc GST | \$3,509 | \$6,765 | \$8,019 | \$10,439 | \$13,145 |



Foot Control
PR-2512



Control Panel
PR-2512



Section Roll End with
Flat Bar Dies PR-2512



Includes 50mm Pipe Dies
PR-2512



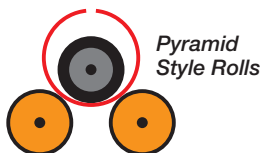
These Pyramid style rolls offer great value all round, not to mention the additional section rollers on the end.

Available in 3100 x 8mm or 2550 x 12mm capacities both models include a digital display for top roll position and a safety trip wire enabling power cut off.




PR-3108 & PR-2512

- Two rolls powered by gearbox and gear system
- Power up & down top roll for curving adjustment
- Digital readout display for top roller position
- Swing out end enables complete cylinder to be removed
- Heavy duty steel welded main frames
- Mobile control panel with forward and reverse on the foot pedal
- Precision ground rolls with wiring grooves
- Safety wire interlock system with emergency shut-off
- Motorised up & down top roll for curving adjustment
- Includes Section roll system with flat bar and pipe dies



Pyramid
Style Rolls

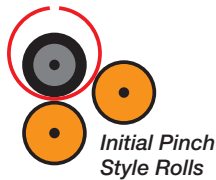


Support Rollers
PR-2512



Safety Wire Interlock System
PR-2512

| MODEL | | PR-3108 | PR-2512 |
|-------------------------|----------------|-----------------|-----------------|
| ORDER CODE | | S770 | S769 |
| Initial Pinch / Pyramid | Type | | |
| Useful Length | mm | 3100 | 2550 |
| Mild Steel Capacity | mm | 8 | 12 |
| Roll Diameter | mm | 230 | 240 |
| Motor Power | kW/hp | 5.5 / 7.37 | 7.5 / 10 |
| Motor Voltage | V | 415 | 415 |
| Weight | kg | 4820 | 5200 |
| PRICE | ex GST | \$24,500 | \$25,950 |
| PRICE | inc GST | \$26,950 | \$28,545 |



Isitan IRM & MRM-S Series


The Isitan IRM & MRM-S 3 Roll Initial Pinch Plate Rolling machines have a heavy-duty frame construction for superior rigidity and are used for many applications including stainless steel.

The asymmetric design provides pre-bending capability on the machine and the swing out top roll allows for removal of complete cylindrical components.

The asymmetrical design allows the sheet metal to be correctly aligned before bending. True alignment is achieved by pinching the sheet between two rolls allowing it to maintain position during the entire bending process

Isitan Features

- Two rolls are driven by electric motor, planetary reducer and with gear system
- SAE 150 quality certified steel rolls with high tensile strength
- Induction hardened rolls suitable for stainless steel
- Ductile cast iron main frame (IRM series)
- Steel welded main frame (MRM-S series)
- Swing out top roll for removal of complete cylinders
- Roving control panel with DRO, emergency stop, forward and reverse pedals
- Conical bending device
- Central lubrication system
- Top roll support system
- Brake motor standard for precision bending
- Motorised up & down on rear roll
- Digital readout display for rear roll position
- Safety trip wire around the machine
- Wire grooves at the end of the rolls - 4, 6, 10, 12mm (IRM series)



Wire Groove Rolls
IRM Models Only



Safety Wire Interlock System
IRM Models Only



| MODEL | | IRM 1270x140 | MRM-S 1550x130 | IRM 2550x140 | MRM-S 2550x150 | MRM-S 2550x190 |
|---------------------------------|----------------|-----------------|-----------------|-----------------|-----------------|-----------------|
| ORDER CODE | | S785 | S7965 | S795D | S7965 | S7968 |
| Initial Pinch / Pyramid | Type | | | | | |
| Bending Length | mm | 1270 | 1550 | 2550 | 2550 | 2550 |
| Mild Steel Capacity | mm | 5 | 5 / 6 | 2.5 | 3 / 4 | 5 / 6 |
| Mild Steel Pre-Bending Capacity | mm | ~ | 4 / 5 | ~ | 2 / 3 | 4 / 5 |
| Top & Bottom Roll Diameter | mm | 140 | 130 | 140 | 150 | 190 |
| Minimum Rolling Diameter | mm | 210 | 195 | 210 | 225 | 285 |
| Motor Power (415V) | kW / hp | 2.2 / 3 | 2.2 / 3 | 2.2 / 3 | 2.2 / 3 | 4 / 5 |
| Weight | kg | 1350 | 1400 | 1850 | 2150 | 3400 |
| PRICE | ex GST | \$20,450 | \$30,450 | \$31,450 | \$30,450 | \$41,450 |
| PRICE | inc GST | \$22,495 | \$34,595 | \$34,595 | \$33,495 | \$45,595 |

Sahinler 4R HS/HSS Series

The Sahinler 4 roll hydraulic plate bending machines are of a 4 roll design with powered top and bottom pinch rolls and hydraulically adjusted side rolls. 4 roll bending greatly assists the operator, especially when rolling full cylinders and for multiple radius bending, as the work piece is always pinched between the top and bottom rolls. Pre-bending can be performed on both side rolls without removing the workpiece from the machine. All models have hydraulic drop end and are supplied with digital read outs to all three adjustable rolls to indicate roll position.

Sahinler Features

- 4R HS Series - Top and bottom rolls are powered by hydraulic motor, gearbox and cardan drive
- 4R HSS Series - Top and bottom rolls are powered by a hydraulic motor and planetary gearbox (3 driven rolls)
- Hydraulic up and down roll movement
- Hydraulic pinching
- Induction hardened rolls with optimal crown
- Hydraulic drop end for easy removal of workpiece
- DRO for both side rollers and pinch roll to indicate roll position
- Double pre bending to front and rear edge of plate
- Cone bending device
- Welded steel construction
- Safety trip wire around the machine
- Mobile control panel
- Two rolling speeds
- Central lubrication system (4R HSS Series)

Sahinler Optional

- Hydraulic left & right side supports for supporting large diameters
- Overhead crane for supporting large diameters
- Ground and polished rolls
- Variable speed
- NC playback control system



4R HS 25-245

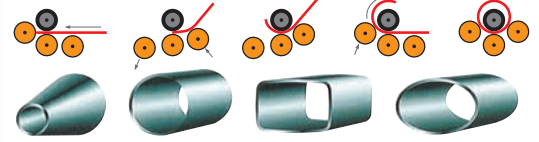
Other Models Available



4R HS 30-260

Shown with optional overhead crane & left & right side supports

4R - Roll System



| MODEL | | 4R HS 25-200 | 4R HS 25-245 | 4R HS 30-260 | 4R HSS 30-280 | 4R HSS 40-350 |
|---------------------------------|----------------|-----------------|-----------------|--------------|---------------|---------------|
| ORDER CODE | | S7750 | S7760 | S7770 | S7780 | ~ |
| Bending Length | mm | 2550 | 2550 | 3100 | 3100 | 4100 |
| Mild Steel Capacity | mm | 8 | 10 | 10 | 12 | 12 |
| Mild Steel Pre-bending Capacity | mm | 6 | 8 | 8 | 10 | 10 |
| Top & Bottom Roll Diameter | mm | 200 | 245 | 260 | 280 | 350 |
| Side Rolls | mm | 160 | 180 | 200 | 220 | 260 |
| Motor Power (415V) | kW/hp | 5.5 / 7.5 | 7.5 / 10 | 7.5 / 10 | 15 / 20 | 23.5 / 31.5 |
| Voltage / Amperage | V/Amp | 415 | 415 | 415 | 415 | 415 |
| Weight | kg | 4550 | 5700 | 7500 | 10600 | 19000 |
| PRICE | ex GST | \$69,950 | \$84,950 | POA | POA | POA |
| PRICE | inc GST | \$76,945 | \$93,445 | POA | POA | POA |

Sheet Metal / Fabrication

Manual Swage & Jenny

SJ-22

- 0.7mm mild steel cap.
- Heavy duty cast iron
- 175mm throat
- 50mm shaft to centre

IK-1.2

- 1.2mm mild steel cap.
- Heavy duty cast iron frame
- Adj. material side support
- 9 sets of rolls



HAFCO

Includes: SJ-22
 Wiring Rolls ✓
 Crimping Rolls ✓
 Edge Beading Rolls ✓
 Single Bead Rolls ✓
 Elbow Edging Rolls ✓

Includes: IK-1.2
 5 x Wiring Rolls ✓
 3 x Flanging Rolls ✓
 1 x Crimping Rolls ✓

| MODEL | | SJ-22 | IK-1.2 |
|---------------------|----------------|--------------|----------------|
| ORDER CODE | | \$640 | \$642 |
| Mild Steel Capacity | mm | 0.7 | 1.2 |
| Throat Depth Max. | mm | 175 | 180 |
| Roll Diameter | mm | 55 | 62 |
| Weight | kg | 28 | 50 |
| PRICE | ex GST | \$360 | \$1,190 |
| PRICE | inc GST | \$396 | \$1,309 |

SJ-2 Manual Swage & Jenny

- 1.6mm mild steel capacity
- Heavy duty cast industrial machine
- Precision machined
- Quality design for long life
- Internal gears
- 240mm throat



Made in New Zealand

BRAMLEY

Includes:
 Crimping Rolls ✓
 Jenny Rolls ✓
 Swaging Rolls ✓
 Necking Rolls ✓



| MODEL | | SJ-2 |
|---------------------|----------------|----------------|
| ORDER CODE | | S521 |
| Mild Steel Capacity | mm | 1.6 |
| Throat Depth Max. | mm | 240 |
| Weight | kg | 46 |
| PRICE | ex GST | \$2,890 |
| PRICE | inc GST | \$3,179 |

Motorised Swage and Jenny

METALMASTER

SJM-1.2, SJM-2.5V

- Heavy duty cast iron head (SJM-1.2)
- Steel welded fabricated construction (SJM-2.5V)
- Roving foot pedal control
- Mild steel capacity is rated on hot rolled material with 250MPA



Includes: SJM-1.2
 S1 Swaging ✓ S2 Crimping ✓
 S3 Double Bead ✓ S4 Necking ✓
 E1 Cutting ✓ E2 Bevel Flange ✓
 E3 Right Angle ✓ E4 Wiring ✓

Includes: SJM-2.5
 Cutting ✓ Crimping ✓ 6mm
 Swaging / Wiring ✓ 8.5mm
 Swaging / Wiring ✓ Necking ✓
 Double beading rolls ✓ Right angle
 flange ✓ Bevel flange ✓

| MODEL | | SJM-1.2 | SJM-2.5V |
|---------------------|----------------|----------------|----------------|
| ORDER CODE | | S639 | S636A |
| Mild Steel Capacity | mm | 1.2 / 18 | 2.5 / 12 |
| Throat Depth Max. | mm | 240 | 360 |
| Roll Diameter | mm | 62 | 90 |
| Output Drive Speed | rpm | 32 | 20 |
| Motor Power | kW/hp | 0.75 / 1 | 1.5 / 2 |
| Voltage | V | 415 | 240 |
| Weight | kg | 135 | 296 |
| PRICE | ex GST | \$2,290 | \$3,490 |
| PRICE | inc GST | \$2,519 | \$3,839 |

Motorised Swage & Jenny

IBKS-2.5, IBKS-4.0

- Heavy duty cast iron construction
- Adjustable side support
- Reduction motor with brake
- Roving foot pedal control
- Adjustable idle

Made in Türkiye



Includes: IBKS Series
 Necking Rolls ✓ Groove Rolls ✓ Folding Rolls ✓
 Flattening Rolls (IBKS-4.0) ✓

| MODEL | | IBKS-2.5 | IBKS-4.0 |
|---------------------|----------------|----------------|-----------------|
| ORDER CODE | | S644 | S645 |
| Mild Steel Capacity | mm | 2.5 | 4.0 |
| Shaft to Frame | mm | 410 | 500 |
| Roll Diameter | mm | 96 | 126 |
| Motor Power | kW/hp | 1.5/2 | 2.2/3 |
| Voltage | V | 415 | 415 |
| Weight | kg | 350 | 500 |
| PRICE | ex GST | \$7,590 | \$9,950 |
| PRICE | inc GST | \$8,349 | \$10,945 |

RR-5G Section Rolling

- Precision machined rollers
- Heat-treated and hardened rolls
- 25 x 3mm flat, Ø5mm round bar cap.



| | | |
|-------------|---------------|----------------|
| CODE | ex GST | inc GST |
| S680 | \$100 | \$110 |



Watch Video



Shown Curving 25 x 3mm Flat Bar Close Up

RR-6 Manual Ring Rolling Machine

- Precision machined heat-treated & hardened rolls
- 40 x 6mm mild steel flat bar capacity
- 10mm mild steel round & square bar capacity



| | | |
|-------------|---------------|----------------|
| CODE | ex GST | inc GST |
| S6805 | \$230 | \$253 |



Wire Dies And Tube Rolling Dies Included

RR-10 Section Rolling

- Hardened 98mm top & 118mm bottom rolls
- 30mm heat treated drive shaft
- Cast iron housing on heavy duty stand
- Gear driven rolls
- Heavy duty steel fabricated frame
- Bottom rolls are knurled for additional grip on material
- Manual screw adjustment of top roller

| | | |
|-------------|---------------|----------------|
| CODE | ex GST | inc GST |
| S681 | \$1,790 | \$1,969 |



| BAR TYPE | SIZE | min. Ø |
|------------------|-----------|--------|
| Flat on Edge | 20 x 5mm | 190mm |
| | 30 x 10mm | 500mm |
| Flat | 20 x 5mm | 160mm |
| | 50 x 10mm | 400mm |
| Square | 10 x 10mm | 160mm |
| | 20 x 20mm | 500mm |

RR-24 Tube Rolling

- 16 - 76mm round tube capacity
- 16 - 50mm square tube capacity
- 0.5 - 2mm round tube wall thickness
- 0.5 - 1.6mm square tube wall thickness
- Roving foot pedal control with emergency stop
- Bends mild steel & thin wall stainless steel, round, square & rectangular tube into circular or radius curves
- 1.1kW / 1.5hp 240V motor



| | | |
|-------------|---------------|----------------|
| CODE | ex GST | inc GST |
| S682 | \$2,190 | \$2,409 |



Includes: 9 Round tube dies, 16, 19, 22, 25, 32, 38, 51, 63, 76mm ✓
Includes 8 Square tube dies, 16, 19, 22, 25, 30, 38, 40, 50mm ✓

Section & Pipe Rolling Machine



HK-50A

- Rolls are made from high quality steel
- 50mm hardened and ground drive shafts with quality roller bearings & supports
- Two rollers are powered for better drive & grip
- Hydraulic top bending roller adjustment with DRO counter for position
- Machine suitable for vertical or horizontal working position
- Roving foot pedal control with emergency stop & DRO
- Adjustable lateral side guide rollers to help guide material
- Rollers are geared driven via motor & gearbox
- Standard rolls and guide rolls are included

Includes: Forward & Reverse Foot Pedal Switches ✓ Set of Standard Rolls ✓



Adjustable Right Lateral Guide Roller



Hydraulic Top Bending Roller



* Requires Additional Tooling

| MODEL | HK-50A | |
|----------------------|----------------|------------|
| ORDER CODE | S7401 | |
| Profile Section | max. size | min. int.Ø |
| | 60x10 | 500 |
| | 40x10 | 400 |
| | 100x15 | 450 |
| | 60x10 | 350 |
| | 35x35 | 900 |
| | 20x20 | 300 |
| * | Ø35 | 600 |
| * | Ø30 | 400 |
| * | Ø70x2 | 1000 |
| * | Ø30x2 | 500 |
| * | Ø2"x2.9 | 1000 |
| * | Ø1"x2.3 | 350 |
| | 50x50x3 | 1700 |
| | 40x40x3 | 600 |
| | 50x50x5 | 1000 |
| | 40x40x5 | 600 |
| Motor Power kW / V | 1.5 / 415 | |
| Dim. (LxWxH) cm | 115 x 76 x 185 | |
| Weight kg | 490 | |
| PRICE ex GST | \$7,390 | |
| PRICE inc GST | \$8,129 | |



PK-35F

Variable Speed

Sahinler PK-35F

- Rolls are hardened & made from high quality steel
- Drive shafts are hardened & ground with double taper roller bearing support
- Variable speed inverter controlled
- Machine can be set up in a horizontal or vertical working position
- Standard rolls & guide rolls are included
- Two rollers are powered
- Steel welded frame construction
- Roving foot pedal with E-Stop
- Optional lateral side guide roll supports for rolling angle iron available



HPK-45

Hydraulic Top Roll

Sahinler HPK-45

- Hydraulic top roller adjustment with DRO display
- Rolls are hardened & made from high quality steel
- Drive shafts are hardened and ground with double taper roller bearing support
- Machine can be set up in horizontal or vertical working position
- Roving foot pedal control with emergency stop
- Geared direct drive via motor & gearbox
- Standard rolls and guide rolls are included
- Two rollers are powered
- Steel welded frame construction
- Optional lateral side guide roll supports for rolling angle iron available



Hydraulic Top Roll

3 Driven Rolls

HPK-50

Sahinler HPK-50

- All 3 rolls are driven at all times
- Hydraulic top roller adjustment
- Digital display for top roll position
- Rolls are hardened & made from high quality steel
- Drive shafts are hardened and ground with double taper roller bearing support
- Machine can be set up in horizontal or vertical working position
- Roving foot pedal control with emergency stop
- Geared direct drive via motor & gearbox
- Standard rolls and guide rolls are included
- Two rollers are powered
- Steel welded frame construction
- Electrical and hydraulic protection against overloads
- Optional lateral side guide roll supports for rolling angle iron available



Optional Accessories To Suit Models PK-35F, HPK-45 & HPK-50

Tube, Pipe & Angle Sets



Lateral Side Guide Roll Supports



| SIZE | TYPE | CODE | ex GST | inc GST |
|---------------|-------|-------|---------|---------|
| 25.4mm | Tube | S740D | \$570 | \$627 |
| 31.8mm | Tube | S740E | \$570 | \$627 |
| 38.1mm | Tube | S740A | \$680 | \$748 |
| 50.8mm | Tube | S740B | \$760 | \$836 |
| 1" | Pipe | S741B | \$570 | \$627 |
| 1-1/4" | Pipe | S741C | \$690 | \$759 |
| 1-1/2" | Pipe | S741D | \$690 | \$759 |
| 2" | Pipe | S741F | \$780 | \$858 |
| 40 x 40 x 3mm | Angle | S745H | \$1,090 | \$1,199 |
| 50 x 50 x 5mm | Angle | S741H | \$1,090 | \$1,199 |

| CODE | ex GST | inc GST |
|-------|---------|---------|
| S7455 | \$1,540 | \$1,694 |

The Sahinler HPK Section Rolls are manufactured in Türkiye using high strength welded steel. All three rolls are driven further increasing accuracy and torque in addition to minimising the slip of the materials during the bending process.



HPK-80

Sahinler HPK Series Features

- Steel welded frame construction
- All 3 rolls are driven at all times
- Drive shafts are hardened & ground with double taper roller bearing support
- Rolls are hardened & made from high quality steel
- Electrical and hydraulic protection against overloads
- Machine can be set up in a horizontal working position when rolling larger diameters
- Roving control station with emergency stop
- Standard rolls & guides are included
- Hydraulic and electrical components (Bosch, Rexroth, Parker & Siemens)

Sahinler HPK-65 / 80

- Two digital readout displays, displaying the position of the bottom rollers
- Independently adjustable hydraulic bottom rollers allowing prebend in both directions
- Brake motor equipped for precision bending
- 3 axis mechanical adjusted lateral angle side guide rollers

Sahinler HPK-80NC / 100NC Additional Features

- NC Playback control system with 7.7" display
- Independently adjustable hydraulic bottom rollers allowing prebend in both directions
- 3 axis lateral angle guide rollers with 2 axis hydraulic operated via controls
- Pneumatic positioning material length encoder
- Material length reference proximity switch
- 3 driven rolls are powered by a hydraulic motor and planetary gearbox for maximum torque (HPK-100NC only)



HPK-100NC

* Requires Additional Tooling

Optional Pipe & Tube Dies To Suit HPK-80



| Tube | SIZE | CODE | ex GST | inc GST |
|--------|-------|---------|---------|---------|
| 31.8mm | S757B | \$1,350 | \$1,485 | |
| 38.1mm | S757C | \$1,450 | \$1,595 | |
| 50.8mm | S757D | \$1,540 | \$1,694 | |
| 63.5mm | S757E | \$1,690 | \$1,859 | |

| Pipe | SIZE | CODE | ex GST | inc GST |
|--------|-------|---------|---------|---------|
| 1-1/4" | S757H | \$1,450 | \$1,595 | |
| 1-1/2" | S757I | \$1,450 | \$1,595 | |
| 2" | S757J | \$1,540 | \$1,694 | |

| MODEL | PK-35F/HPK-45 | HPK-50 | HPK-65 | HPK-80/HPK-80NC | HPK-100NC | | | | | |
|-----------------|------------------------|--------------------|-----------------|-----------------|--------------------------|-----------------|------------|------------|------------|------------|
| ORDER CODE | S745/S749 | S750 | S754 | S756/S756C | S758C | | | | | |
| Profile Section | max. size | min. int.Ø | max. size | min. int.Ø | max. size | min. int.Ø | max. size | min. int.Ø | max. size | min. int.Ø |
| | 60x10 | 500 | 60x10 | 600 | 60x10 | 500 | 80x20 | 800 | 100x20 | 800 |
| | 40x10 | 400 | 20x10 | 300 | 20x5 | 250 | 30x10 | 300 | 30x10 | 400 |
| | 100x15 | 450 | 100x15 | 600 | 80x20 | 500 | 125x25 | 600 | 160x35 | 800 |
| | 60x10 | 350 | 50x10 | 300 | 50x5 | 250 | 60x5 | 300 | 80x5 | 400 |
| | 35x35 | 900 | 35x35 | 600 | 32x32 | 400 | 45x45 | 500 | 60x60 | 750 |
| | 20x20 | 300 | 15x15 | 300 | 12x12 | 250 | 15x15 | 380 | 15x15 | 400 |
| | Ø35 | 600 | Ø35 | 600 | Ø35 | 350 | Ø50 | 500 | Ø75 | 800 |
| | Ø30 | 400 | Ø20 | 300 | Ø10 | 250 | Ø15 | 380 | Ø15 | 450 |
| | Ø70x2 | 1000 | Ø70x2 | 1200 | Ø60x2 | 600 | Ø100x2.5 | 1200 | Ø125x2.5 | 1400 |
| | Ø30x2 | 500 | Ø25x1.5 | 400 | Ø15x1.5 | 200 | Ø15x1 | 380 | Ø15x1 | 450 |
| | Ø2"x2.9 | 1000 | Ø2"x2.9 | 1000 | Ø2"x3.91 | 400 | Ø3"x5.48 | 800 | Ø4"x6.02 | 1000 |
| | Ø1"x2.3 | 350 | Ø1/2"x2.3 | 300 | Ø1/2"x2.77 | 200 | Ø1/2"x2.77 | 380 | Ø1/2"x2.77 | 450 |
| | 50x50x3 | 1700 | 50x50x3 | 1600 | 45x45x3 | 600 | 70x70x3 | 1300 | 80x80x5 | 1500 |
| | 40x40x3 | 600 | 20x20x2 | 400 | 20x20x2 | 300 | 25x25x2 | 400 | 25x25x2 | 450 |
| | 50x50x5 | 1000 | 50x50x6 | 600 | 60x60x6 | 650 | 80x80x8 | 800 | 100x100x12 | 1000 |
| | 40x40x5 | 600 | 30x30x3 | 400 | 30x30x4 | 350 | 30x30x3 | 450 | 40x40x4 | 700 |
| Motor Power | kW/V 1.5/240 ~ 1.5/415 | | 1.1/415 | | 3/415 | | 4/415 | | 7.5/415 | |
| Weight | kg 400 / 450 | | 500 | | 1000 | | 1700 | | 3650 | |
| PRICE | ex GST | \$6,290/POA | \$11,950 | \$21,450 | \$25,250/\$36,950 | \$55,500 | | | | |
| PRICE | inc GST | \$6,919/POA | \$13,145 | \$23,595 | \$27,775/\$40,645 | \$61,050 | | | | |

Sheet Metal / Fabrication

Tube Bender - Round & Square



TBRS-25

- Suitable for 1.2mm wall thickness in mild steel
- 8 Formers
- Weighs 28kg



Includes Formers: Square: 19.05 & 25.4mm ✓
Round: 9.52, 12.7, 14.29, 15.87, 19.05 & 22.22mm ✓

| CODE | ex GST | inc GST |
|------|--------------|---------|
| T055 | \$360 | \$396 |

Pool Fence - Tube Bender



TBPF

- Ø15.87mm tube to 180° at 100mm centres



| CODE | ex GST | inc GST |
|------|--------------|---------|
| T045 | \$630 | \$693 |

Tube Benders

TBRD & TBSQ

- Includes 5 formers - 12.7, 15.87, 19.05, 22.22 & 25.4mm
- Made in New Zealand



| Type | CODE | ex GST | inc GST |
|--------|------|----------------|---------|
| Round | T051 | \$790 | \$869 |
| Square | T050 | \$1,050 | \$1,155 |

Optional Formers

| ORDER CODE | T047 | T049 | T052 |
|----------------------|--------------|----------------|--------------|
| Former Type | Round Set | Square Set | Round |
| Tube Capacity | 12.7~25.4mm | 12.7~25.4mm | 28.57mm |
| PRICE ex GST | \$670 | \$990 | \$290 |
| PRICE inc GST | \$737 | \$1,089 | \$319 |

Optional Formers & Follow Rollers

| TYPE | Tube mm | Former mm | CODE | ex GST | inc GST |
|---------------|---------|-------------|-------|--------------|---------|
| Former | Ø15.87 | Ø110 | T045C | \$170 | \$187 |
| Follow Roller | Ø15.87 | Suits T045C | T045D | \$65 | \$71.50 |
| Former | Ø19.05 | Ø110 | T045B | \$170 | \$187 |
| Follow Roller | Ø19.05 | Suits T045B | T045A | \$65 | \$71.50 |

Hydraulic Pipe Benders

MPB-2 & MPB-2SH

- 6 x pipe formers (1/2", 3/4", 1", 1-1/4", 1-1/2", 2")
- Designed to work on its side as well as vertically
- Long stroke 12 tonne ram for up to a 90° bend in one operation
- Quick action removable pins allows fast tooling change
- Hydraulic ram - 2 stage pump (MPB-2SH)
- Quick action flip over top frame (MPB-2SH)
- Portable on wheels (MPB-2SH)



PB-2 & O22E

- 6 x (1/2", 3/4", 1", 1-1/4", 1-1/2", 2")
- Light weight aluminium alloy formers with large angle of arc to support pipe during
- Cross section of formers is of "elliptical" form to minimise flattening of bend
- Solid frame fabrication eliminates flexing during bending operation
- Built for heavy work - bends pipe without distortion
- Manual/Hydraulic (PB-2), 240V Electric/Hydraulic (O22E)
- Made in New Zealand



| MODEL | MPB-2 | MPB-2SH | PB-2 | O22E |
|----------------------|-----------------|-----------------|-----------------|-----------------|
| ORDER CODE | P066 | P064 | P075 | P080 |
| Type | ~ Manual/Hyd. | Manual/Hyd. | Manual/Hyd. | Elec/Hyd. |
| Hydraulic Jack Tonne | 12 | 12 (2 Stage) | 12 | 15 |
| Formers No./Size | 6 / (1/2" ~ 2") | 6 / (1/2" ~ 2") | 6 / (1/2" ~ 2") | 6 / (1/2" ~ 2") |
| Weight kg | 41 | 50 | 65 | 68 |
| PRICE ex GST | \$250 | \$420 | \$1,450 | \$3,850 |
| PRICE inc GST | \$275 | \$462 | \$1,595 | \$4,235 |



Electric Tube Bender

DB-32

- Digital readout display 0-180° for repetitive bends
- Complete with 5 tube formers (15.87, 19.05, 22.22, 25.4 & 31.75mm)
- Auto stop at pre-selected angle
- Forward & reverse switch

Optional Former Ø28.57mm

| CODE | ex GST | inc GST |
|------|--------|---------|
| T072 | \$190 | \$209 |



Digital Angle Readout



Includes Stand



Made in Taiwan



Watch Video

| MODEL | DB-32 | |
|-----------------------------|----------------|----------------|
| ORDER CODE | T070 | |
| Steel Wall Thickness | mm | 2 |
| Stainless Steel Wall Thick. | mm | 1.6 |
| Tube Capacity Ø | mm | 15.87 ~ 28.57 |
| Digital Angle Readout | degrees | 0 - 180° |
| Motor Power | kW/hp | 1.7 / 2.3 |
| Voltage | V | 240 |
| Dimensions (LxWxH) | cm | 78 x 24 x 55 |
| Weight | kg | 32.56 |
| PRICE | ex GST | \$2,390 |
| PRICE | inc GST | \$2,629 |

Digital - Electric Pipe & Tube Benders



TB Series - Digital electric pipe & tube benders are accurate powerful bending machines. With the ability to bend large diameters as well as thin delicate pipes with optimum, constant bending radii without any pipe deformation. This compact & versatile pipe and tube bending unit represents great value for a minimal investment.

TB Series

- Cast iron body tube bender
- User friendly digital control panel with microprocessor, allowing users to set the required bending angles. Capable of storing 50 programs with 9 bends per program
- Electric brake and automatic return to stop
- Designed to bend tube and pipe with constant bending radius without deformation
- Pipe formers consist of a die former & a follow roller to suit each size
- 210° maximum bending angle
- Includes formers: (1/2", 3/4", 1" & 1-1/4" NB Pipe)



Watch Video



Included Formers



Digital Control Panel



Deadman's Safety Buttons-Left & Right



Quick Action Clamp



TB-60



TB-70

Optional Accessories



(T610)



(T620)



(T615)

| SUITS | TUBE FORMERS | CODE | ex GST | inc GST |
|---------------------|--------------------|------|---------|---------|
| TB-42, TB-60, TB-70 | 25.4, 31.8, 38.1mm | T610 | \$1,990 | \$2,189 |
| TB-60, TB-70 | 51mm | T620 | \$1,520 | \$1,672 |
| SUITS | PIPE FORMERS | CODE | ex GST | inc GST |
| TB-70 | 1-1/2" NB | T614 | \$1,150 | \$1,265 |
| TB-70 | 2" NB | T615 | \$1,390 | \$1,529 |

| MODEL | TB-60 | | TB-70 | |
|-----------------------------------|----------------|------------------|------------------|------------------|
| ORDER CODE | T606 | | T607 | |
| Steel Tube (OD) | mm | Ø51 x 2 | Ø51 x 3 | Ø51 x 3 |
| Copper & Annealed Brass Tube (OD) | mm | Ø51 x 2 | Ø51 x 2 | Ø51 x 4 |
| Stainless Steel Tube (OD) | mm | Ø38 x 1.6 | Ø51 x 2 | Ø51 x 2 |
| Aluminium Tube (OD) | mm | Ø51 x 3 | Ø51 x 3 | Ø51 x 5 |
| Steel Pipe - Medium (NB) | Inch | 1-1/4" x 1/8" | 2" x 1/8" | 2" x 1/8" |
| Centre Line Bending Radius | | 3 - 4 x Diameter | 3 - 4 x Diameter | 3 - 4 x Diameter |
| Motor Power | kW/hp | 1.1 / 1.5 | 2.2 / 3 | 2.2 / 3 |
| Voltage | V | 240 | 415 | 415 |
| Dimensions (LxWxH) | cm | 78 x 48 x 59 | 87 x 62 x 115 | 87 x 62 x 115 |
| Weight | kg | 157 | 174 | 274 |
| PRICE | ex GST | \$7,390 | \$14,950 | \$14,950 |
| PRICE | inc GST | \$8,129 | \$16,445 | \$16,445 |

Pipe & Tube Rotary Draw Bender

BAILEIGH INDUSTRIAL RDB-050 - Manual



NOTE: Image shown with optional tooling



Watch Video

- Tackles up to 63.5mm OD mild steel with 3.05mm wall thickness, 50.8mm OD Chromoly with 3.05mm wall thickness and 1-1/2" NB schedule 40 pipe
- Choose from depending on material type, OD, and wall thickness, to proper speed for each application
- 3 Bending speeds - 1 produces 4° per pull, 2 produces 8° per pull for intermediate materials, 3 produces 12° per pull for lighter gauge materials
- Bends up to 200° in one shot without you needing to stop and reset the machine
- All pivot points use aluminium bronze bushings and thrust washers for long machine life
- Quick-release hook arm inserts assist, can do complete changeover in 1 minute or less
- Anti-spring back mechanism holds each bend in place as the operator ratchets forward

Includes: Stand ✓ Bend Handle ✓ Degree Dial ✓



Full Range Of Formers Available

see www.machineryhouse.com.au

| MODEL ORDER CODE | | RDB-050 B8000 |
|-----------------------------------|----------------|----------------|
| Round Tube - Steel, Aluminium | mm | Ø19.05 ~ Ø63.5 |
| Round Tube - Stainless, Chromoly | mm | Ø19.05 ~ Ø50.8 |
| Round Tube Wall Thickness - Steel | mm | Ø3.05 |
| Round Pipe (NB) - Steel | mm | 3/4 ~ 1-1/2" |
| Solid Rod - Mild Steel | mm | 25.4 |
| Weight | kg | 132 |
| PRICE | ex GST | \$3,250 |
| PRICE | inc GST | \$3,575 |


Hydraulic Pipe & Tube Rotary Draw Bender

BAILEIGH INDUSTRIAL RDB-125 - Hydraulic

- Requires only 240-volt, single-phase power for easy plug-in almost anywhere
- Bends up to 63.5mm OD tubing, 50.8mm OD Chromoly, 50.8mm square tubing, and 2" schedule 40 pipe
- Bends up to 200°, allowing for true 180° bends without having to re-pin the die set
- Built-in anti-spring back mechanism lets hydraulic cylinder retract without losing its place in the bend



Includes: Foot Pedal Control with Forward & Reverse ✓



Watch Video



Full Range Of Formers Available

see www.machineryhouse.com.au

| MODEL ORDER CODE | | RDB-125 B8075 |
|------------------------------------|----------------|-----------------|
| Operation | Type | Hydraulic |
| Round Tube - Mild Steel | mm | Ø6.35 ~ Ø63.5 |
| Round Tube - Aluminium | mm | Ø6.35 ~ Ø63.5 |
| Round Tube - Stainless Steel | mm | Ø6.35 ~ Ø60.32 |
| Round Tube - Chromoly | mm | Ø6.35 ~ Ø50.8 |
| Square Tube - RHS Mild Steel | mm | 19.05 ~ 50.8 |
| Round Pipe (NB) - Steel, Aluminium | Inch | Ø1/2" ~ Ø2" |
| Round Pipe (NB) - Stainless Steel | Inch | Ø1/2" ~ Ø1-1/2" |
| Round Tube Wall Thickness - Steel | mm | 3.17 |
| Solid Rod - Mild Steel | mm | Ø31.75 |
| Voltage | V | 240 |
| Weight | kg | 250 |
| PRICE | ex GST | \$10,950 |
| PRICE | inc GST | \$12,045 |



NOTE: Image shown with optional tooling

BAILEIGH INDUSTRIAL RDB-175

- Maximum capacity of 2" schedule 40 pipe and up to 63.5mm OD tubing with a wall thickness of 3.048mm mild steel
- Rotary draw executes 180° bends in a smooth single motion
- Auto-stop programming lets you achieve the desired bend angle without worrying about accuracy
- Easy-to-read digital degree indicator to monitor bend progress and check angles
- Ratcheting counter die adjustment allows for quick tooling changes



Includes: Foot Pedal Control with Forward & Reverse ✓

| MODEL ORDER CODE | RDB-175 B8080 | |
|------------------------------------|----------------|-----------------|
| Round Tube - Steel, Aluminium | mm | Ø6.35 ~ Ø63.5 |
| Round Tube - Stainless Steel | mm | Ø6.35 ~ Ø60.32 |
| Round Tube - Chromoly | mm | Ø6.35 ~ Ø50.8 |
| Square Tube - RHS Mild Steel | mm | 19.05 ~ Ø50.8 |
| Round Pipe (NB) - Steel, Aluminium | Inch | Ø1/2" ~ Ø2" |
| Round Pipe (NB) - Stainless Steel | Inch | Ø1/2" ~ Ø1-1/2" |
| Round Tube Wall Thickness - Steel | mm | 3.17 |
| Solid Rod - Mild Steel | mm | Ø31.75 |
| Centre Line Radius | Inch | 1" ~ 9" |
| Angle Capacity | deg | 180° |
| Voltage | V | 240 |
| Weight | kg | 318 |
| PRICE | ex GST | \$14,950 |
| PRICE | inc GST | \$16,445 |




Ratcheting Counter Die Adjustment



Full Range Of Formers Available

see www.machineryhouse.com.au



Digital Auto Stop



Industrial Grade Low Pressure Hydraulic System

Full Range Of Formers Available

see www.machineryhouse.com.au



Watch Video


BAILEIGH INDUSTRIAL RDB-500

- Industrial-grade, low-pressure hydraulic system runs on 415Volt 3-phase power
- Maximum capacity of Ø3" schedule 40 pipe, 76.2mm square & 88.9mm round tube (4.77mm wall mild steel)
- Maximum centre line radius of 508mm, depending on wall thickness and material
- Bends pipe up to 206° in a single shot, without stopping or ratcheting
- Digital auto-stop accepts desired bend degree for ease & accuracy
- Solid steel framework, ensures durability & accuracy



Includes: Foot Pedal Control ✓

| MODEL ORDER CODE | RDB-500 B8105 | |
|-----------------------------------|----------------|-----------------|
| Round Tube - Mild Steel | mm | Ø6.35 ~ Ø76.2 |
| Round Tube - Aluminium, Chromoly | mm | Ø6.35 ~ Ø88.9 |
| Round Tube - Stainless Steel | mm | Ø6.35 ~ Ø73 |
| Square Tube - RHS Mild Steel | mm | 19.05 ~ 50.8 |
| Round Pipe (NB) - Mild Steel | Inch | Ø1/2" ~ Ø3" |
| Round Pipe (NB) - Stainless Steel | Inch | Ø1/2" ~ Ø2-1/2" |
| Round Pipe (NB) - Aluminium | Inch | Ø1/2" ~ Ø3-1/2" |
| Round Tube Wall Thickness - Steel | mm | 6.5 |
| Solid Rod - Mild Steel | mm | Ø50.8 |
| Centre Line Radius | Inch | 1" ~ 20" |
| Angle Capacity | deg | 206° |
| Voltage | V | 415 |
| Weight | kg | 880 |
| PRICE | ex GST | \$45,500 |
| PRICE | inc GST | \$50,050 |



NOTE: Image shown with optional tooling



NOTE: Image shown with optional tooling

BAILEIGH INDUSTRIAL RDB-250

- Runs on 240-volt single-phase power
- Tackles heavy-duty materials, bending up to 63.5mm OD tubing and 2" schedule 40 pipe
- Rotary draw bender smoothly executes 180° bends in just 9 seconds and can complete up to 360° bends



Includes: Foot Pedal Control with Forward & Reverse ✓



NOTE: RDB-325 image shown with optional tooling

BAILEIGH INDUSTRIAL RDB-325

- Runs on 415-volt three-phase power
- Rotates up to 360° degrees in either direction
- Easy-to-use touch screen, stores up to 170 programs of 10 bends each in its internal memory and accepts limitless external memory
- Also accepts memory cards (standard 2CB SD card, max) to store programs



Includes: Foot Pedal Control with Forward & Reverse ✓



NOTE: Image shown with optional tooling

BAILEIGH INDUSTRIAL RDB-350-TS

- Capacity of 2-1/2" schedule 40 pipe and 76.2mm OD tube with 4.75mm wall thickness
- Easy-to-use touch screen or handy foot pedal can both operate the bender
- Programmer can also keep track of rotational orientation
- Bends to 360° in one shot, both left and right
- You can program the desired angle, material spring back, and bend speed for easy repeatability
- 320° rotation of the controller lets you operate RDB-350-TS from any side of the machine



Includes: Foot Pedal Control with Forward & Reverse ✓



Full Range Of Formers Available

see www.machineryhouse.com.au



Optional Rotary Positioning Tables

- 203mm 3 jaw self centring chuck with 63.5mm bore
- Chuck can hold material from 6.35mm ~ 114.3mm
- Utilises mechanical stops for accurate repeatability

| SUITS | MODEL | TABLE CODE | ex GST | inc GST |
|------------|--------------|------------|-----------------------|-----------------|
| RDB-250 | IDX-10-250-M | 3 Metre | B8110 \$8,450 | \$9,295 |
| RDB-250 | IDX-20-250-M | 6 Metre | B8111 \$10,950 | \$12,045 |
| RDB-325 | IDX-10-325-M | 3 Metre | B8112 \$8,450 | \$9,295 |
| RDB-325 | IDX-20-325-M | 6 Metre | B8113 \$10,950 | \$12,045 |
| RDB-350-TS | IDX-10-350-M | 3 Metre | B8114 \$8,450 | \$9,295 |
| RDB-350-TS | IDX-20-350-M | 6 Metre | B8115 \$10,950 | \$12,045 |

| MODEL | | RDB-250 | RDB-325 | RDB-350-TS |
|------------------------------|----------------|-----------------|-----------------|-----------------|
| ORDER CODE | | B8085 | B8090 | B8095 |
| Round Tube - Mild Steel | mm | Ø6.35 - Ø63.5 | Ø6.35 - Ø76.2 | Ø19.05 - Ø76.2 |
| Round Tube - Aluminium | mm | Ø6.35 - Ø63.5 | Ø6.35 - Ø76.2 | Ø19.05 - Ø88.9 |
| Round Tube - Stainless Steel | mm | Ø6.35 - Ø60.32 | Ø6.35 - Ø76.2 | Ø19.05 - Ø76.2 |
| Round Tube - Chromoly | mm | Ø6.35 - Ø50.8 | Ø6.35 - Ø76.2 | Ø19.05 - Ø63.5 |
| Square Tube - RHS Mild Steel | mm | 19.05 - 50.8 | 19.05 - 50.8 | 12.7 - 50.8 |
| Round Pipe - Mild Steel | Inch | Ø1/2" - Ø2" | Ø1/2" - Ø2" | Ø1/2" - Ø2-1/2" |
| Round Pipe - Aluminium | Inch | Ø1/2" - Ø2" | Ø1/2" - Ø2" | Ø1/2" - Ø3" |
| Round Pipe - Stainless Steel | Inch | Ø1/2" - Ø1-1/2" | Ø1/2" - Ø2" | Ø1/2" - Ø2" |
| Solid Rod - Mild Steel | mm | Ø31.75 | Ø31.75 | Ø38.1 |
| Centre Line Radius | Inch | 1" - 9" | 1" - 16" | 1-1/2" - 24" |
| Angle Capacity | deg | 180° | 180° | 180° (*360°) |
| Voltage | V | 240 | 415 | 415 |
| Weight | kg | 261 | 499 | 651 |
| PRICE | ex GST | \$21,750 | \$27,950 | \$37,950 |
| PRICE | inc GST | \$23,925 | \$30,745 | \$41,745 |



LS-20 Lockseamer

- 0.4 - 1mm mild steel capacity
- Hardened form rolls & gears - 58HRC
- Hardened & ground shafts fitted with precision needle bearings
- Reinforced steel plate stand provides rigidity
- Positive lubrication to all moving parts through grease nipples
- Dual station fitted with pittsburgh rolls & double seam rolls
- Power flanger fitted to top of machine
- Hardened material guides
- Forming speed 5m/min maximum
- Mild steel capacity is rated on hot rolled material with 250MPA



Hardened Rolls



Includes Power Flanger

| MODEL | LS-20 | |
|-----------------------------|----------------|----------------|
| ORDER CODE | S730 | |
| Mild Steel Capacity | mm | 0.4 - 1mm |
| Stations | No. | 5 |
| Work Height Pittsburgh | mm | 810 |
| Work Height - Power Flanger | mm | 990 |
| Motor Power | kW/V | 1.1 / 1.5 |
| Voltage | V / hp | 240 / 10 |
| Weight | kg | 148 |
| PRICE | ex GST | \$5,390 |
| PRICE | inc GST | \$5,929 |

N-16 Sheet Metal Notcher

- 150 x 150 x 1.6mm mild steel
- Bottom blades have 4 cutting edges
- Cast base & body insures extreme rigidity & durability
- Adjustable guides



| MODEL | N-16 | |
|---------------------|----------------|--------------|
| ORDER CODE | S247 | |
| Max. Thickness (MS) | mm | 1.6 |
| Notcher Capacity | mm | 150 x 150 |
| Stroke on Ram | mm | 20 |
| Weight | kg | 83 |
| PRICE | ex GST | \$700 |
| PRICE | inc GST | \$770 |




Hydraulic / Pneumatic Sheet Metal Notchers

- PN-130 - Pneumatic - 130 x 130 x 3mm**
- HN-220 - Hydraulic - 200 x 200 x 4mm**

- A transparent safety blade guard enables scribed lines to be lined to the cutting blade quickly and accurately
- Adjustable material stops and guides on both sides of the cutting blade
- Heavy constructed cast iron working table



Made in Taiwan



Adjustable Material Guides
HN-220



Mitre Guide
PN-130



| MODEL | PN-130 | HN-220 |
|---------------------|----------------|----------------|
| ORDER CODE | S231 | S232 |
| Operation Type | Pneumatic | Hydraulic |
| Notcher Capacity | mm | mm |
| Max. Thickness (MS) | mm | mm |
| Table Size | mm | mm |
| Strokes | per/min | per/min |
| Working Force | Tonne | Tonne |
| Working Pressure | PSI | PSI |
| Motor Power | kW / hp | kW / hp |
| Voltage | V | V |
| Weight | kg | kg |
| PRICE | ex GST | \$8,450 |
| PRICE | inc GST | \$9,295 |

Sheet Metal / Fabrication

PN1/2-2 Pipe & Tube Notching Attachment

- Ø19.05 - Ø50.8mm OD tube capacity
- 1-1/2" NB pipe capacity
- Adjustable pipe/tube clamp 0° - 60° scale with 1° increments
- Adjustable drill shaft height guide & mounting base bracket
- Needle roller bearing guides for drill shaft
- *Note: Hole-saw cutters sold separately*



Shown Set Up In Drilling Machine

| CODE | ex GST | inc GST |
|------|-------------|-------------|
| P090 | \$90 | \$99 |

Hole Saw Set - HSS

- 11 Piece HSS M42Bi-Metal set
- Includes 1 x 3/8" shank arbor & 1 x 1/2" arbor, Pilot drill & spring
- Supplied in blow mould case



| CODE | ex GST | inc GST |
|------|--------------|--------------|
| D102 | \$120 | \$132 |



PNP-3/4-3" Offset Pipe & Tube Notcher

- The cutter centreline is height adjustable to accommodate a wide variety of workpieces
- Accepts hole saw thread sizes: 1/2" x 20tpi, 5/8" x 18tpi
- Adjust cutting angle up to 50°
- Works with 12mm chuck hand drill
- 25mm steel shaft



| CODE | ex GST | inc GST |
|------|--------------|--------------|
| P092 | \$220 | \$242 |

ATN100M Modular Pipe & Tube Notcher

- Notch Ø25 - Ø63.5mm OD pipes or square tubes at any angle
- Accepts hole saw thread sizes: 1/2"-20, 5/8"-18
- Height adjustable cutter centreline
- Adjust cutting angle up to 90°
- Double bearing block, 25mm steel shaft
- Includes 2 x aluminium V-blocks & 1 x clamp with magnetic V-pad



| CODE | ex GST | inc GST |
|--------|--------------|--------------|
| W08180 | \$320 | \$352 |



Pipe & Tube Notchers



TN-250

- Notches up to 63.5mm OD tube
- Our patented self-centring vice can clamp down anywhere on tube
- Fully-adjustable axis accommodates almost any notch combination
- Carriage pivots up to 220° left to right, allowing access to rear side of notch
- 2 slotted mounting rails move up and down with scales for offset notches up to 25.4mm and allow for almost any position of the bearing block
- Large engraved degree dial, get those back-side notches lined up
- 31.75mm Thompson® shaft in sealed & oiled needle bearings for smooth performance
- Heavy-duty 19.05mm steel plate backbone and all-interlocking components create a rigid platform that reduces vibration and prolongs the life of the hole saws
- Requires a 12.7mm hand drill



Watch Video

NOTE: Hole saw cutters sold separately



PNM-3

- Notches 12.7 - 76.2mm OD Tube and 1/2" - 2-1/2" NB schedule 40 pipe
- Double linear guide ways for smooth trouble-free operation.
- Adjustable notch angle up to 220 degrees with the ability to offset the height of the notch + 35mm
- Quick action angle adjustment handle with easy to see degree markings
- Self-centring vice with double V-Shaped jaws to securely clamp the material



| MODEL | | TN-250 | PNM-3 |
|------------------|----------------|----------------|-----------------|
| ORDER CODE | | B8500 | P094 |
| Tube Capacity | mm | Ø12.7 ~ Ø63.5 | Ø12.7 ~ Ø76.2 |
| Pipe Capacity NB | Inch | Ø1/2" ~ Ø2" | Ø1/2" ~ Ø2-1/2" |
| Angle Adjustment | deg | 0 - 75° | 0 - 60° |
| Notching Cutter | type | Hole Saw | Hole Saw |
| Motor Power | kW/hp | ~ | 0.375 / 0.5 |
| Voltage | V | ~ | 240 |
| Weight | kg | 20 | 100 |
| PRICE | ex GST | \$1,650 | \$1,590 |
| PRICE | inc GST | \$1,815 | \$1,749 |

Pipe & Tube Notchers



Features

- Powerful 3kW / 4hp, 415V motor with overload protection
- 2 x speed motor 1400rpm for stainless steel, 2800rpm for steel
- Quick action compound swivel vice from 30-90°
- Heavy duty leadscrew vice for increasing clamp pressure
- Quick change belt system for fast and easy change of grinding rolls – no tools required
- Solid pedestal stand with built in storage rack for notching rollers



PN-76E

- Double working stations for Notching & de-burring
- Spring device allows for continuous belt tension



PN-76HD

- Triple working stations for Notching, de-burring & edge sanding
- Large diameter bearings on notching rollers for HD applications
- Pre-set spring device allows for continuous belt tension



Covered Storage Rack for Included Rollers PN-76HD

Includes Rollers to Suit:

- ✓ Ø1/2" NB pipe or Ø20mm tube
- ✓ Ø3/4" NB pipe or Ø26mm tube
- ✓ Ø1" NB pipe or Ø32mm tube
- ✓ Ø1-1/4" NB pipe or Ø42mm tube
- ✓ Ø1-1/2" NB pipe or Ø48mm tube
- ✓ Ø2" NB pipe or Ø60mm tube
- ✓ Ø2-1/2" NB pipe or Ø76mm tube

Includes: Ø1-1/4" NB pipe or Ø42mm tube ✓ 1 x finishing belt ✓

Optional Rollers - suits PN-76E

| ORDER CODE | L853 | L854 | L855 | L856 |
|----------------------|-------------|----------------|-------------|-------------|
| NB Pipe Inch | 1/2" | 3/4" | 1" | 1-1/4" |
| Tube mm | 20 | 26 | 32 | 42 |
| PRICE ex GST | \$60 | \$65 | \$70 | \$80 |
| PRICE inc GST | \$66 | \$71.50 | \$77 | \$88 |

| ORDER CODE | L857 | L858 | L859 |
|----------------------|-------------|-------------|--------------|
| NB Pipe Inch | 1-1/2" | 2" | 2-1/2" |
| Tube mm | 48 | 60 | 76 |
| PRICE ex GST | \$90 | \$90 | \$100 |
| PRICE inc GST | \$99 | \$99 | \$110 |

| MODEL | | PN-76E | PN-76HD |
|----------------------|-------|-----------------|-----------------|
| ORDER CODE | | L850 | L851 |
| NB Pipe Capacity | Inch | Ø1/2" - Ø2-1/2" | Ø1/2" - Ø2-1/2" |
| Tube Capacity | mm | Ø20 - Ø76 | Ø20 - Ø76 |
| Belt Size | mm | 100 x 2000 | 100 x 2000 |
| Motor Speed | rpm | 1400 / 2800 | 1400 / 2800 |
| Motor Power | kW/hp | 3 / 4 | 3 / 4 |
| Voltage | V | 415 | 415 |
| Weight | kg | 160 | 160 |
| PRICE ex GST | | \$1,690 | \$2,250 |
| PRICE inc GST | | \$1,859 | \$2,475 |

Includes: Includes 25.4mm end mill & portable cart with wheels, so that when you're not using the TN-800-CE you can roll it out of the way ✓



TN-800-CE

- 1hp motor runs on 240-volt power
- Notches up to 60°
- Carefully-chosen milling speed of 300rpm balances cutting power with long machine life and low wear and tear
- Our tooling-free design lets you simply dial in the OD that you want to notch & the tube notcher will change its eccentric path and produce a perfect notch
- Vice adjusts in just about every way possible, featuring X and Y-axis control to ensure a good cutting position
- Degree or angle-finder makes it simple to check the angle and ensure repeatability

| MODEL | | TN-800-CE |
|----------------------|-------|-----------------|
| ORDER CODE | | B8550 |
| Tube Capacity | mm | Ø25.4 - Ø76.2 |
| Pipe Capacity NB | Inch | Ø3/4" ~ Ø2-1/2" |
| Angle Adjustment | deg | 0 - 60° |
| Notching Cutter | type | End Mill |
| Motor Speed | rpm | 300 |
| Motor Power | kW/hp | 0.75 / 1 |
| Voltage | V | 240 |
| Weight | kg | 245 |
| PRICE ex GST | | \$16,750 |
| PRICE inc GST | | \$18,425 |



Watch Video

Automotive Restoration

Edge Seaming Pliers

METALMASTER

- Designed for bending sheet metal edges
- Plastic coated handles
- Made from high quality steel



| MODEL | | EP-180 | EP-90 |
|--------------------|----------------|----------------|----------------|
| ORDER CODE | | S203 | S205 |
| Jaw Angle | deg. | 180 | 90 |
| Jaw Width | mm | 57 | 57 |
| Depth of Insertion | mm | 60 | 55 |
| Overall Length | mm | 275 | 260 |
| PRICE | ex GST | \$49 | \$55 |
| PRICE | inc GST | \$53.90 | \$60.50 |

JPP-1 Jogger & Punch Plier

METALMASTER

- Dual head: crimp flange & punch tool
- Fast conversion by simply turning the head
- 1mm sheet metal capacity
- 13mm x 22mm crimp (DxW)
- Ø5mm hole punch
- Fitted with non-slip PVC grips
- Spring return handle & tool head



Watch Video



Punching Ø5mm Hole



Punching Ø5mm Hole

| CODE | ex GST | inc GST |
|------|-------------|-------------|
| S200 | \$90 | \$99 |

FBH-14 Auto Body File Holder

METALMASTER

- Cast aluminium with flexible spring steel file support
- Adjustable turnbuckle for file curve
- Ergonomically hand grip for comfort



| CODE | ex GST | inc GST |
|------|-------------|-------------|
| F150 | \$40 | \$44 |

355mm File Length

FBF-09T / FBF-12T

| FILE | CODE | ex GST | inc GST |
|--------|------|-------------|----------------|
| 9 TPI | F155 | \$35 | \$38.50 |
| 12 TPI | F156 | \$35 | \$38.50 |

PPS-7 Hole Punch Set



- 1.2mm thickness capacity
- Steel body hole punch plier
- 3/32", 1/8", 5/32", 3/16", 7/32", 1/4" & 9/32" punches & dies
- Includes plastic storage case



| CODE | ex GST | inc GST |
|------|-------------|----------------|
| P112 | \$54 | \$59.40 |

METALMASTER

Auto Panel Restoration Kits

ABR-7 - DIY

- Drop forged, heat treated steel
- Precision ground & polished faces
- 1 x Crown face with pick hammer
- 1 x Flat faced with straight pein hammer
- 1 x Double ended shrinking hammer
- 1 x Utility dolly
- 1 x Curved dolly
- 1 x Heel dolly
- 1 x Double ended hand dolly

ABR-7P - Professional

- Drop forged, heat treated steel
- Precision ground & polished faces
- 1 x Pick + finishing hammer
- 1 x Straight pein + finishing hammer
- 1 x Reverse curve hammer
- 1 x Utility dolly
- 1 x Curved dolly
- 1 x Heel dolly
- 1 x Thin toe dolly



ABR-10M - Master

- Drop forged, heat treated steel
- Precision ground & polished faces
- 1 x Door skin hammer
- 1 x Flat dresser hammer
- 1 x Fender & panel dinging hammer
- 1 x Angle dolly
- 1 x High crown dolly
- 1 x Angle & flat short double spoon
- 1 x Anvil dolly
- 1 x Drip moulding spoon
- 1 x Light dinging spoon
- 1 x Short single spoon



Specifically selected by Australian metal shaping and restoration specialists (ABR-10M)



| CODE | ex GST | inc GST |
|------|-------------|-------------|
| H885 | \$90 | \$99 |

HAFCO



| CODE | ex GST | inc GST |
|------|--------------|--------------|
| H886 | \$220 | \$242 |

METALMASTER



| CODE | ex GST | inc GST |
|------|--------------|--------------|
| H887 | \$320 | \$352 |

METALMASTER

Metal Panel Restoration Dollies




SDS-5 Steel Straight T-dolly Set



- Ø13 x 70mm
- Ø16 x 80mm
- Ø20 x 95mm
- Ø25 x 110mm
- Ø30 x 140mm

| CODE | ex GST | inc GST |
|------|-------------|----------------|
| S223 | \$75 | \$82.50 |


SDL-2 Steel Straight T-dolly Set



- Ø40 x 170mm
- Ø50 x 200mm

| CODE | ex GST | inc GST |
|-------|-------------|----------------|
| S2231 | \$85 | \$93.50 |

TPD-3 Steel Tapered Dolly Set



- Ø10 ~ Ø25.4
- Ø10 ~ Ø38
- Ø10 ~ Ø50.8

| CODE | ex GST | inc GST |
|-------|--------------|-----------------|
| S2232 | \$125 | \$137.50 |

CD-3 Steel Curved Dolly Set



- Ø13 x 145mm
- Ø19 x 146mm
- Ø25.4 x 204mm

| CODE | ex GST | inc GST |
|-------|-------------|-------------|
| S2233 | \$70 | \$77 |

MDS-2 Steel Mushroom Dolly Set



- Ø48mm domed head
- Ø70mm domed head

| CODE | ex GST | inc GST |
|-------|-------------|-------------|
| S2234 | \$50 | \$55 |


MDL-2 Steel Mushroom Dolly Set



- Ø120mm domed head
- Ø150mm domed head

| CODE | ex GST | inc GST |
|-------|--------------|--------------|
| S2235 | \$170 | \$187 |

OVD-1 Oval Dolly - Large



- Made from cast steel
- 280 x 160 x 60mm

| CODE | ex GST | inc GST |
|-------|--------------|--------------|
| S2236 | \$200 | \$220 |

BDL-1 Bowl Dolly - Large



- Ø150mm
- Ideal for forming bowls

| CODE | ex GST | inc GST |
|-------|--------------|--------------|
| S2237 | \$100 | \$110 |

SBT-320 Steel Table for Sand Bag



- Ø320mm table
- Use with the DS-880 (S2238) dolly stand & leather sand bags

| CODE | ex GST | inc GST |
|-------|-------------|----------------|
| S2240 | \$75 | \$82.50 |

DS-880 Steel Dolly Stand



S2240 Shown with Optional Stand S2238

- 880mm height
- Suits all domes

| CODE | ex GST | inc GST |
|-------|--------------|--------------|
| S2238 | \$180 | \$198 |



Shown with optional dollies

BTDS-128 Dolly Stand Holder



- Designed to mount on work bench
- 150mm height
- Suits all dollies

| CODE | ex GST | inc GST |
|-------|-------------|-------------|
| S2239 | \$40 | \$44 |

Welding Clamp Sets

MWC-4 - Micro

- Set of 4
- 0 - 7mm clamping cap.
- Spring loaded opening via thumb lock
- Self aligning & serrated clamp faces for increased grip
- Manufactured from steel
- 17mm throat depth


| CODE | ex GST | inc GST |
|------|-------------|----------------|
| W112 | \$27 | \$29.70 |



BWC-4 - Butt

- Set of 4
- 0 - 3mm clamping cap.
- Level adjusting screws
- Knurled adjusting screw head
- Patented panel alignment system
- 16mm throat depth

| CODE | ex GST | inc GST |
|------|-------------|----------------|
| W113 | \$29 | \$31.90 |



*See more clamps on page 210

Leather Steel Shot & Sand Bags

METALMASTER

Thick grain leather bag for extended life and blemish free metal surface. These bags have suede outer surface for forming and a extremely tough inner surface to resist abrasive wear from media, also includes a reinforced hook & loop seal for easy adjustment of the fill to suit your requirements and the ability to change to different media such as lead shot.

RTSB-100 Leather Steel Shot Bag

- 150 x 100mm
- Pre-filled with steel shot



| CODE | ex GST | inc GST |
|------|--------|---------|
| S214 | \$60 | \$66 |

RTSBS-2 Leather Sand Bags

- 200 x 305mm
- 305 x 460mm
- Pre-filled with fine sand



| CODE | ex GST | inc GST |
|------|--------|---------|
| S212 | \$120 | \$132 |



Shown With Nylon Bossing Mallet

RSBS-3 Leather Sand Bags

- Ø150, Ø254, Ø356mm pre-filled with fine sand



| CODE | ex GST | inc GST |
|------|--------|---------|
| S210 | \$120 | \$132 |



Shown With Nylon Bossing Mallet

Contour Gauges

- Made from impact resistant plastic
- 45mm maximum contour depth
- Metric & imperial scale
- Magnetic rear side



| MODEL | LENGTH mm | CODE | ex GST | inc GST |
|--------|-----------|------|--------|---------|
| CTG254 | 254 | M967 | \$32 | \$35.20 |
| CTG508 | 508 | M968 | \$50 | \$55.00 |

SF-35M Slapping File

- 2nd cut medium file
- Used on car panels for restoration repairs
- PVC handle for better grip



| CODE | ex GST | inc GST |
|------|--------|---------|
| F160 | \$50 | \$55 |

PPG-4 Panel Profile Gauge

METALMASTER

- Ideal on large body panels such as fenders, doors or hoods
- Quick & easy to lock into position thumb screws - no tools needed
- Spring steel profile gauge
- 1220 x 230mm (length x depth)



Shown On Truck Fender with 2 Curves



Quick Locking Thumb Screws

| CODE | ex GST | inc GST |
|------|--------|---------|
| M969 | \$100 | \$110 |

Nylon Mallet Sets

NMS-3S

- Flat & radius end
- 1 x Ø60 x 100mm, 85mm radius end
- 1 x Ø60 x 180mm, 57mm radius end
- 1 x Ø60 x 250mm, 45mm radius end
- Nylon head pressed & screwed to handle
- Genuine oak 290mm long handle



| CODE | ex GST | inc GST |
|------|--------|---------|
| H895 | \$170 | \$187 |



METALMASTER

NMS-3T

- Tapered & radius end
- 1 x Ø50 x 173mm, 38 & 14mm radius ends
- 1 x Ø68 x 197mm, 38 & 16mm radius ends
- 1 x Ø66 x 210mm, 45 & 28mm radius ends
- Nylon head pressed & screwed to handle
- Genuine oak 290mm long handle



| CODE | ex GST | inc GST |
|------|--------|---------|
| H896 | \$170 | \$187 |



Universal Rotisserie



Shown with Car Body Rear View


METALMASTER ROT8A-360

- 1500kg (750kg each side) WLL capacity
- 1940-3000mm adjustable width
- 360° (6 degree increments) rotation angle
- Designed & developed in Australia with leading automotive craftsmen
- Modular design to suit low clearance openings such as most standard garage doors
- Indexable rotation with locking points every 6 degrees of rotation
- Space saving design with no overhang past chassis once mounted
- Heavy duty Ø150mm castor wheels with brakes for easy movement
- Adjustable cross beam to assist with load balancing for easy & safe rotation
- Lifting & tie down points for moving / loading & unloading
- Easy pack away design

| CODE | ex GST | inc GST |
|------|------------|---------|
| A330 | \$2,272.73 | \$2,500 |

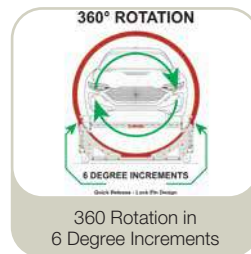
New Release

360 Degree Rotation



ADJUSTABLE WIDTH

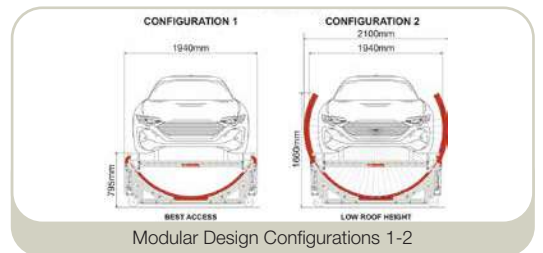
ADJUSTABLE MOUNTING HEIGHT



360 Rotation in 6 Degree Increments



1500kg Total Capacity
750kg Per Side



Modular Design Configurations 1-2



Easy Pack Away Design

METALMASTER Urethane Bands

- Suits english wheels
- For light pressure metal forming up to 1mm thick sheet steel or 1.6mm aluminium
- Can be used to smooth out a 3D compound curve
- Main purpose is creating 2D curves
- Will not leave tracking marks



S2160

S2161 S2162

| SIZE mm | CODE | ex GST | inc GST |
|------------|-------|--------|---------|
| 50.8 x 203 | S2160 | \$27 | \$29.70 |
| 70 x 197 | S2161 | \$35 | \$38.50 |
| 76.2x 254 | S2162 | \$45 | \$49.50 |

METALMASTER Nylon Anvils

- Suits english wheels
- Made from MC Nylon
- Shore scale hardness of D84



S2170

S2172

S2174

S2176

| SIZE mm | PCS | CODE | ex GST | inc GST |
|---------|-----|-------|--------|---------|
| 50.8 | 5 | S2170 | \$250 | \$275 |
| 50.8 | 4 | S2172 | \$200 | \$220 |
| 70 | 5 | S2174 | \$270 | \$297 |
| 70 | 4 | S2176 | \$220 | \$242 |



EWBT-40



Lower Cradle Adjustment
EWBT-40



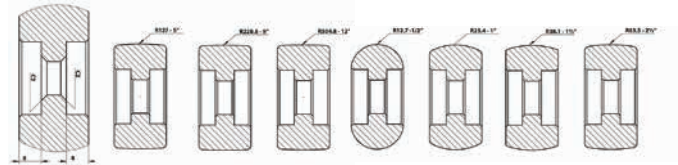
8mm Steel Plate Frame
EWBT-40

METALMASTER EWBT-40

- 400mm throat depth
- Heavy duty 8mm thick plate steel side plates
- Heavy steel frame spacer at the base for vice mounting
- 1.2mm mild steel capacity
- Upper wheel Ø146 x 25.4mm wide
- Wheel & anvils hardened to 45-50HRC

Includes: 7 lower anvils (all 24.5mm wide) in the following radius:
12.7mm (1/2"), 25.4mm (1"), 38.1mm (1-1/2"), 63.5mm (2-1/2"),
127.0mm (5"), 228.6mm (9") & 304.8mm (12") ✓

| CODE | ex GST | inc GST |
|-------|--------------|--------------|
| S2245 | \$350 | \$385 |



EWM-75



Cam Action Lever Tension



Die Storage Rack

METALMASTER EWM-75

- 711mm throat capacity
- 1.6mm mild steel capacity
- 2mm copper & aluminium capacity
- Top anvil Ø203 x 50mm
- Heat treated dies

Includes: 50.8, 76.2, 101.6, 152.4, 203.2, 304.8mm radius dies ✓
1 x flat die ✓

| CODE | ex GST | inc GST |
|------|--------------|--------------|
| S225 | \$650 | \$715 |

Optional Accessories *see page 175 for details

| Type | SIZE mm | PCS | CODE | ex GST | inc GST |
|---------------|------------|-----|-------|--------------|----------------|
| Urethane Band | 50.8 x 203 | 1 | S2160 | \$27 | \$29.70 |
| Nylon Anvils | 50.8 | 5 | S2170 | \$250 | \$275 |
| Nylon Anvils | 50.8 | 4 | S2172 | \$200 | \$220 |

METALMASTER EWM-89

- 914mm throat capacity
- 1.6mm mild steel capacity
- Top anvil Ø152 x 57mm
- Ball bearings in radius rollers
- 90° swivel roller head
- Heat treated dies

Includes: 60, 83, 127, 216 & 305mm radius dies ✓ 1 x flat die ✓

| CODE | ex GST | inc GST |
|-------|--------------|--------------|
| S2257 | \$890 | \$979 |



EWM-89

Swivel
Head
Roller



Quick Action
Cam Adjustment



Die Storage Rack

Optional
Urethane Bands &
Nylon Anvils
See Page 175



EWHD-65



Quick Release Cam Function



Hand Wheel

METALMASTER EWHD-65

- 650mm throat depth
- 1.6mm mild steel capacity
- Heavy duty steel frame using twin 10mm plates for extra rigidity
- Upper wheel Ø203 x 50.8mm wide
- Wheel & anvils hardened to 45-50HRC
- Quick release anvil cradle for rapid & easy panel removal
- Comes with 7 lower anvils (all 50.8mm wide) in the following radius: flat, 50.8, 76.2, 101.6, 152.4, 203.2, 304.8mm

| CODE | ex GST | inc GST |
|-------|----------------|----------------|
| S2252 | \$1,090 | \$1,199 |

Optional Accessories *see page 175 for details

| Type | SIZE mm | PCS | CODE | ex GST | inc GST |
|---------------|------------|-----|-------|--------------|----------------|
| Urethane Band | 50.8 x 203 | 1 | S2160 | \$27 | \$29.70 |
| Nylon Anvils | 50.8 | 5 | S2170 | \$250 | \$275 |
| Nylon Anvils | 50.8 | 4 | S2172 | \$200 | \$220 |



EWHD-80



Quick Release Cam, With Independent Side Adjust.



Heavy Steel Frame

METALMASTER EWHD-80

- 810mm throat depth
- 1.6mm mild steel capacity
- Top anvil Ø197 x 70mm
- Heavy duty steel frame using twin 10mm plates for extra rigidity
- Wheel & anvils hardened to 45-50HRC
- Independent adjustment on lower anvil cradle

Includes: 50.8, 101.6, 152.4, 203.2, 304.8, 609.6, 914.4mm radius dies ✓ 1 x flat die ✓

| CODE | ex GST | inc GST |
|-------|----------------|----------------|
| S2254 | \$2,350 | \$2,585 |

Optional Accessories *see page 175 for details

| Type | SIZE mm | PCS | CODE | ex GST | inc GST |
|---------------|----------|-----|-------|--------------|----------------|
| Urethane Band | 70 x 197 | 1 | S2161 | \$35 | \$38.50 |
| Nylon Anvils | 70 | 5 | S2174 | \$270 | \$297 |
| Nylon Anvils | 70 | 4 | S2176 | \$220 | \$242 |



EWHD-100

METALMASTER EWHD-100

- 1016mm throat depth
- 1.6mm mild steel capacity
- Upper wheel Ø254 x 76.2mm wide
- Heavy duty steel frame using twin 14mm plates for extra rigidity
- Wheel & anvils hardened to 45-50HRC
- Independent adjustment on lower anvil cradle

Includes: 254 x 76.2mm upper wheel, 8 lower anvils in the following radii 50.8, 101.6, 152.4, 203.2, 304.8, 609.6, 914.4 & 1219.2mm, convenient anvil storage rack ✓

| CODE | ex GST | inc GST |
|-------|----------------|----------------|
| S2256 | \$3,950 | \$4,345 |

Optional Accessories *see page 175 for details

| Type | SIZE mm | PCS | CODE | ex GST | inc GST |
|---------------|-----------|-----|-------|-------------|----------------|
| Urethane Band | 76.2x 254 | 1 | S2162 | \$45 | \$49.50 |



Wheel Anvil EWHD-100



Lower Anvil Cradle Adjustment EWHD-100



Die Storage Rack EWHD-100



Includes 7 Sets of Rolls

METALMASTER SJ-24D Manual

- 1.2mm mild steel capacity for bead & flange rolls
- 1.0mm mild steel capacity for shearing rolls
- Heavy duty steel construction
- Strengthened frame with 16mm steel
- Ø25mm drive shafts
- Ø22mm spigot for mounting rollers
- Gear driven system

Includes: 7 Sets of rolls with Ø22mm bore: 1/4" (6.35mm) single bead roll set, 3/8" (9.5mm) single bead roll set, 1/2" (12.7mm) single bead roll set, 1/16" (1.6mm) flange roll set, 1/8" (3.2mm) flange roll set, 1/4" (6.35mm) flange roll set, Shearing roll set ✓

| MODEL | | SJ-24D |
|---------------------|----------------|--------------|
| ORDER CODE | | S641 |
| Mild Steel Capacity | mm | 1.2 |
| Aluminium Capacity | mm | 1.6 |
| Throat Depth Max. | mm | 460 |
| Roll Diameter | mm | 52 |
| Weight | kg | 46 |
| PRICE | ex GST | \$320 |
| PRICE | inc GST | \$352 |



Package Deal
S641 - Bead Roller,
S641M - Bead Roller Motor Kit
\$792 inc GST (K140)
SAVE \$55



Heavy Plate Steel Construction



Top Roll Pressure Adjustment Handle



Gear Driven Rollers



METALMASTER SJ-24MK - Bead Roller Motor Kit


- Convert your manual bead roller to power operated
- Suits SJ-24D bead roller
- Extra powerful 1/2hp, 240V motor
- Metal foot pedal allows you to vary the spindle speed at the pedal
- Forward & reverse switch



METALMASTER SJ-24GF - Adjustable Material Guide Fence

Length stop & fence guide system helps assist rolling accurate straight lines much more efficiently

- Suits SJ-24D bead roller
- Clamps onto bead roller frame
- 2 x locking bolts secures guide in desired position



Made From Steel

| CODE | ex GST | inc GST |
|-------|--------------|--------------|
| S641M | \$450 | \$495 |

| CODE | ex GST | inc GST |
|-------|-------------|----------------|
| S641F | \$45 | \$49.50 |

METALMASTER MBR-475XT Motorised


- 1.2mm mild steel capacity
- Heavy steel plate dual wall construction for increased rigidity
- Inverter controlled variable speed
- Forward / reverse via foot pedals
- Ø25mm drive shafts
- 22mm spigot for mounting rollers

Includes: Supplied with the following dies: 1/4" (6.35mm) bead roll set, 3/8" (9mm) bead roll set, 1/2" (12.7mm) bead roll set, 1/16" (1.6mm) flange roll set, 1/8" (3mm) flange roll set, 1/4" (6.35mm) flange roll set, Shearing roll set ✓



Includes Die Set


| MODEL | MBR-475XT | |
|---------------------|----------------|--------------|
| ORDER CODE | S631 | |
| Mild Steel Capacity | mm | 1.2 |
| Aluminium Capacity | mm | 1.6 |
| Throat Depth Max. | mm | 475 |
| Throat Height | mm | 50 |
| Roll Diameter | mm | 52 |
| Weight | kg | 70 |
| PRICE | ex GST | \$900 |
| PRICE | inc GST | \$990 |



Adjustable Top Shaft For Die Alignment



475mm Throat Depth and 50mm Height



Dual Wall Frame

METALMASTER BR-10FD - Forming Dies

- Suits SJ-24D & MBR-450 bead rollers
- 9 steel dies
- Polyurethane lower wheel
- Create offsets & flanges, form style lines, contours & channels
- Dies are machined out of CR12 steel with a 35 HRC hardness



| CODE | ex GST | inc GST |
|-------|--------|---------|
| S6411 | \$220 | \$242 |

METALMASTER BR-4RO - Round Over Dies

- Suits SJ-24D & MBR-450 bead rollers
- Fits most bead rollers with a 22mm shaft
- Includes 4 sets to create radius edges from 5/16" to 1-1/2"
- Dies are machined out of CR12 steel with a 35 HRC hardness




| CODE | ex GST | inc GST |
|-------|--------|---------|
| S6412 | \$200 | \$220 |



METALMASTER MBR-610XT Motorised

- New quick release mechanism on the top shaft
- Variable speed dial for superior control on all applications
- Forward / reverse foot pedal switches with emergency stop
- Heavy duty steel plate construction for increased rigidity
- Ø70mm hardened & keyed rollers for positive drive
- Both top & bottom shafts are geared & electrically driven
- 1.2mm mild steel capacity with 610mm throat
- Top shaft adjusts horizontally to easily & accurately align dies
- Ø25mm drive shafts with grease-able bronze bushes, Ø20mm spigot for mounting rollers
- Adjustable material depth guide
- Throat design allows clearance for up to 80mm on 90° return bends
- 300W 240V variable speed motor with reduction gearbox
- Fitted with two rear wheels to allow easy mobility

Includes: 12 sets of hardened rolls, (Ø20mm bore): 5/32" (4mm) beading dies, 1/4" (6.35mm) beading dies, 3/8" (9.5mm) beading dies, 15/32" (12mm) beading dies, 19/32" (15mm) beading dies, 1/16" (1.6mm) flanging dies, 1/8" (3mm) flanging dies, 1/4" (6.35mm) flanging dies, 3/8" (9.5mm) flanging dies, Ogee beading dies, Wiring dies, Shearing dies ✓



Quick release lever to the upper die shaft allowing you to remove your panel & then quickly go back to the same position without having to wind the adjustment handle



Adjustable Depth Gauge



Adjustable Top Shaft For Die Alignment

MBR-FWT - Steel Support Work Table

Great optional extra addition that simply makes it so much easier to support your sheet metal material

- Suits MBR-610 & MBR-1070 bead rollers
- 610 x 410mm table
- Fabricated from steel
- Powder coated finish



MBR-4ST - Radius Bead Roller Sets

- Suits MBR-610 & MBR-1070 bead rollers
- 4 x roller sets made from CR12 steel & hardened up to 45 HRC
- 1 x 5/16" radius roller set
- 1 x 1/2" radius roller set
- 1 x 1" radius roller set
- 1 x 1-1/2" radius roller set
- Polyurethane lower wheel



| CODE | ex GST | inc GST |
|-------|--------|---------|
| S6338 | \$100 | \$110 |



| CODE | ex GST | inc GST |
|-------|--------|---------|
| S6332 | \$290 | \$319 |



MBR-10K - Roller Kit

- Suits MBR-610 & MBR-1070 bead rollers
- Hardened steel rolls
- Inside & outside offset dies
- Lower edge forming die
- 180 degree lower die
- 3/8" & 1/2" tipping dies
- Knife edge tipping die
- 50mm knife edge artwork die
- Round tipping die
- Lower forming die
- Polyurethane lower wheel

| CODE | ex GST | inc GST |
|-------|--------|---------|
| S6331 | \$320 | \$352 |





Hardened Rolls

MBR-1070

METALMASTER MBR-1070XT Motorised

- New quick release mechanism on the top shaft
- 1.2mm mild steel capacity with 1070mm throat
- Variable speed dial for superior control on all applications
- Forward / reverse foot pedal switches with emergency stop
- Ø70mm hardened & keyed rollers for positive drive
- 105mm gap height between roller support arms
- Allows clearance of up to 80mm on 90° return bends
- Heavy duty steel plate construction for increased rigidity
- Top & bottom roller shafts are geared & electrically driven
- Adjustable top roller with 38mm of vertical travel
- Top shaft adjusts horizontally to easily & accurately align dies
- Ø25mm drive shafts with grease-able bronze bushes, Ø20mm spigot for mounting rollers
- Adjustable material depth guide
- 0.25kW / 0.33hp, 240V variable speed motor with reduction gearbox
- Fitted with two rear wheels to allow easy mobility
- Includes a comprehensive range of rolls supplied as standard


Includes: 12 sets of hardened rolls, (Ø20mm bore): 5/32" (4mm) beading dies, 1/4" (6.35mm) beading dies, 3/8" (9.5mm) beading dies, 15/32" (12mm) beading dies, 19/32" (15mm) beading dies, 1/16" (1.6mm) flanging dies, 1/8" (3mm) flanging dies, 1/4" (6.35mm) flanging dies, 3/8" (9.5mm) flanging dies, Ogee beading dies, Wiring dies, Shearing dies ✓




Adjustable Depth Gauge



Adjustable Top Roller



Keyway on die for positive drive



Quick Release Lever



Locking Levers For Top Shaft Die Alignment

| MODEL | | MBR-610XT | MBR-1070XT |
|-----------------|----------------|----------------|----------------|
| ORDER CODE | | S633 | S634 |
| Mild Steel Cap. | mm | 1.2 | 1.2 |
| Throat Depth | mm | 610 | 1070 |
| Roll Diameter | mm | 70 | 70 |
| Variable Speed | rpm | 0 ~ 18 | 0 ~ 18 |
| Motor Power | hp / V | 0.33 / 240 | 0.33 / 240 |
| Shipping Dim | cm | 115 x 85 x 43 | 170 x 95 x 43 |
| Weight | kg | 115 | 150 |
| PRICE | ex GST | \$1,250 | \$1,750 |
| PRICE | inc GST | \$1,375 | \$1,925 |

Artwork Bead Roller Sets

- Suits MBR-610 & MBR-1070 bead rollers
- Ø64mm roller set
- 22mm high x 16mm width
- Great for detail work in tight areas



S6341



S6342

| TYPE | CODE | ex GST | inc GST |
|-------|-------|--------|---------|
| Nylon | S6341 | \$35 | \$38.50 |
| Steel | S6342 | \$45 | \$49.50 |



MBR-3HR - Hem Bead Roller Sets

- Suits MBR-610 & MBR-1070 bead rollers
- 3 x roller sets made from CR12 steel & hardened up to 45 HRC
- 1 x 90° male & female step die
- 1 x 140° male & female step die
- 1 x flat male & female step die



| CODE | ex GST | inc GST |
|-------|--------|---------|
| S6337 | \$220 | \$242 |



Rollers & Sets

- Suits MBR-610 & MBR-1070 bead rollers
- Can be machined up to your specific shape/design as required (MBR-2BK only)



(MBR-LST)



(MBR-TST)



(MBR-2BK)



(MBR-MDL)



| Model | Type | CODE | ex GST | inc GST |
|---------|----------------------------|-------|--------|----------|
| MBR-LST | Louvre Bead Roller Set | S6333 | \$100 | \$110.00 |
| MBR-TST | Tipping Bead Roller Set | S6334 | \$90 | \$99.00 |
| MBR-2BK | 2 x Blank Bead Roller Sets | S6335 | \$65 | \$71.50 |
| MBR-MDL | Mandrel Roller Holder | S6336 | \$25 | \$27.50 |

METALMASTER SHST-1.2H

- Works on flanges up to 25.4mm wide
- 1.2mm mild steel capacity
- 1.6mm aluminium capacity
- 0.9mm stainless steel capacity
- Curves to a 76mm radius
- Compact design so can easily be held in a bench vice & stored away when not in use
- Mounted to a bench via the holes in base or fitted to the optional foot operated stand
- Toughened arms and pivot pins to ensure smooth operation
- Shrinking & stretching dies included

| CODE | ex GST | inc GST |
|-------|--------|---------|
| S2262 | \$190 | \$209 |



Replacement Jaws SHST-1.2H:

| TYPE | CODE | ex GST | inc GST |
|-----------|--------|--------|---------|
| Shrinker | S2262J | \$50 | \$55 |
| Stretcher | S2262K | \$50 | \$55 |



METALMASTER SHST-ST - Stand

The SHST-ST stand is a great option that compliments the SHST-1.2H Shrinker Stretcher converting the hand lever operation into the use of the foot pedal levers and allows you to use two hands free to control your work & also making it even more versatile & portable with the wheels.

- Portable on wheels
- Foot operated pedal levers

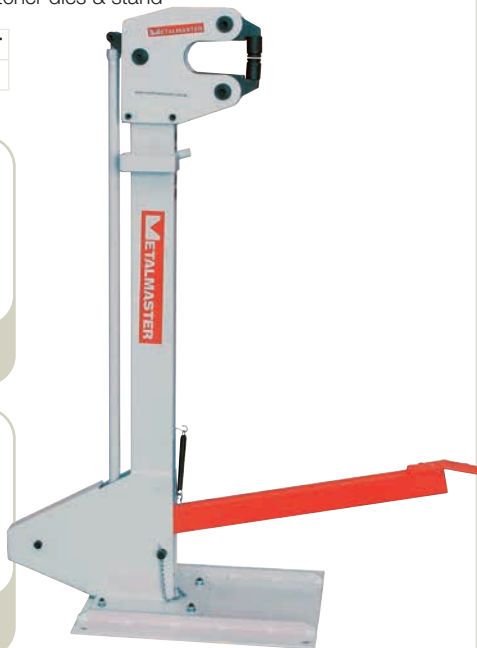


| CODE | ex GST | inc GST |
|-------|--------|---------|
| S2263 | \$260 | \$286 |

METALMASTER SHST-1.2HO

- Oval shaped jaws to achieve tighter curves
- 1.2mm mild steel capacity
- 130mm throat depth
- Includes shrinker / stretcher dies & stand

| CODE | ex GST | inc GST |
|-------|--------|---------|
| S2264 | \$450 | \$495 |



Replacement Jaws SHST-1.2HO:

| TYPE | CODE | ex GST | inc GST |
|-----------|--------|--------|---------|
| Shrinker | S2264J | \$80 | \$88 |
| Stretcher | S2264K | \$80 | \$88 |



METALMASTER SHST-1.6HD

- Standard conventional shape jaws
- 1.6mm mild steel capacity
- 205 throat depth
- Includes shrinker / stretcher dies and stand

| CODE | ex GST | inc GST |
|-------|--------|---------|
| S2266 | \$450 | \$495 |



Replacement Jaws SHST-1.6HD:

| TYPE | CODE | ex GST | inc GST |
|-----------|--------|--------|---------|
| Shrinker | S2266J | \$80 | \$88 |
| Stretcher | S2266K | \$80 | \$88 |



SHST-2.0HD

- Standard conventional shape jaws
- 2mm mild steel capacity
- 204 throat depth
- Sturdy frame type stand
- Includes shrinker / stretcher dies

| CODE | ex GST | inc GST |
|-------|--------------|----------------|
| S2268 | \$950 | \$1,045 |



SHST-1.6HR

- Round jaw type
- 1.6mm mild steel capacity
- 165 throat depth
- Dies made from tough, hard & high abrasion resistant CR12 steel for longer life
- Includes shrinker / stretcher, and stand

| CODE | ex GST | inc GST |
|-------|--------------|--------------|
| S2267 | \$690 | \$759 |



Replacement Jaws SHST-1.6HR:

| TYPE | CODE | ex GST | inc GST |
|---------------------|--------|--------------|--------------|
| Small Tooth Jaw Set | S2267A | \$250 | \$275 |
| Shrinker | S2267J | \$150 | \$165 |
| Stretcher | S2267K | \$150 | \$165 |



Replacement Jaws SHST-2.0HD:

| TYPE | CODE | ex GST | inc GST |
|-----------|--------|--------------|--------------|
| Shrinker | S2268J | \$160 | \$176 |
| Stretcher | S2268K | \$160 | \$176 |



Want to learn how to make the most of your metal shaping products?

Our classes held in various locations in Australia, using your own METALMASTER products you will learn how to shrink, stretch, dome, edge turn, bead and form louvers. You will also have access to our Power Hammers, Shrinker Stretchers, English Wheels and Planishing Hammers.

More info at: www.machineryhouse.com.au & www.motorretro.com.au





Adjustable Dial 875 to 1350 Blows Per Minute



3 x Formers



Quick Release Handle



500mm Throat Depth

PPH-51

METALMASTER PPH-51

- Used in metal fabrication and restoration to smooth large areas of metal after it has been roughly shaped with a hammer and sand bag. Common uses are for custom motorcycle gas tank and fender manufacturing, street rod bodies, patch panels for auto restoration, repair and metal sculpting.
- The power head is a heavy-duty aircraft rivet gun, sturdy steel fabricated frame. A quick release allows the lower shaft to slide down, to accept panels with deep flanges. A foot control starts and stops the hammering while being hooked up to compressed air.
- 1.2mm mild steel capacity
- 500mm throat capacity
- Foot pedal operation
- Comes with 25, 50, 76mm radius anvils
- 875-1350 blows/minute
- 50 - 100PSI pressure
- 4cfm air consumption
- Overall height 1220mm
- The footprint of the machine is 750mm x 350mm

| MODEL | PPH-51 | |
|--------------------|----------------|--------------|
| ORDER CODE | S227A | |
| Mild Steel Cap. | mm | 1.2 |
| Throat Depth | mm | 500 |
| Radius Anvil Sizes | mm | 25, 50, 76 |
| Speed | bpm | 875 - 1350 |
| Air Consumption | cfm | 4 |
| Weight | kg | 25 |
| PRICE | ex GST | \$300 |
| PRICE | inc GST | \$330 |



Hand Held Planishing



Pneumatic Hammer



Die Tray Holder



New Release

PPH-60

METALMASTER PPH-60

The Metalmaster PPH-60 boasts a robust 1.2mm capacity, allowing you to work with various metal thicknesses with ease. Whether you're shaping custom motorcycle gas tanks, crafting street rod bodies, or restoring classic automobiles, this hammer can handle it all. With its generous 610mm throat depth and a variable speed range from 1800 to 4600 blows per minute (BPM) offers ample space to work on larger pieces. The foot control pedal provides hands-free operation, giving you precise control over the planishing process. Need to switch to hand use operation? No problem! The PPH-60 is easily removable from its stand, allowing you to take it to your workpiece for handheld precision when necessary.

- 1.2mm capacity
- Thick tube construction
- Large 610mm throat
- Foot control
- Adjustable speed
- Removable from stand

Includes: 1R, 2R, 3R, 6.25R, 14.5R & 36R inch lower radius anvils ✓

| MODEL | PPH-60 | |
|--------------------|----------------|---------------------------|
| ORDER CODE | S2275 | |
| Mild Steel Cap. | mm | 1.2 |
| Throat Depth | mm | 610 |
| Radius Anvil Sizes | mm | 25, 50, 76, 158, 368, 914 |
| Speed | bpm | 1800 - 4600 |
| Weight | kg | 23 |
| PRICE | ex GST | \$450 |
| PRICE | inc GST | \$495 |



PHM-560MK2



Stop Adjustable Depth-Position



Quick Change Tooling

METALMASTER PHM Features

- Quick change tool holder
- Foot pedal control with emergency stop
- Steel fabricated lower box section steel frame
- Drive shafts have bronze bushes & greasing points
- Adjustable heavy duty single arm length stop with 1 round roller & guide fence
- Safety magnetic power switch
- Steel dies made from CR12 steel & hardened
- Nylon dies made from durable nylon

METALMASTER PHM-560MK2

- Capacity - 1.2mm thick sheet mild steel
- Variable speed via inverter control, 0 - 960 blows per minute
- 560mm throat depth capacity
- 395mm throat height capacity
- Steel fabricated upper frame - 12mm thick plate
- 1.1kW / 1.5hp, 240V motor



Scan for full list of included dies



PHM-760HD



METALMASTER PHM-760HD 760mm PHM-940HD 940mm

- 760mm throat depth capacity (PHM-760HD)
- 940mm throat depth capacity (PHM-940HD)
- Capacity - 2.0mm thick sheet mild steel
- Adjustable stroke
- Variable speed
- 570mm throat height capacity
- Steel fabricated upper frame - 14mm thick plate
- 3kW / 4hp, 240V motor



Scan for full list of included dies



Top Tool Adjustment Hand Wheel



14mm Thick Steel Frame

| MODEL | | PHM-560MK2 | PHM-760HD | PHM-940HD |
|------------------------|----------------|--------------------|----------------|--------------------|
| ORDER CODE | | S228 | S2285 | S2287 |
| Mild Steel Capacity | mm / gauge | 1.2 / 18 | 2.0 / 12 | 2.0 / 12 |
| Aluminium Capacity | mm/ gauge | 1.6 / 16 | 3.0 / 8 | 3.0 / 8 |
| Throat Depth Max. | mm | 560 | 760 | 940 |
| Speed - Blows Per Min. | bpm | 0 - 960 (Variable) | ~ | 0 - 960 (Variable) |
| Motor Power | kW / hp | 1.1 / 1.5 | 3 / 4 | 3 / 4 |
| Voltage / Amperage | V / amp | 240 / 10 | 240 / 15 | 240 / 15 |
| Shipping Dim | cm | 105 x 75 x 112 | 230 x 175 x 70 | 232 x 154 x 82 |
| Weight | kg | 195 | 760 | 970 |
| PRICE | ex GST | \$4,650 | \$8,950 | \$10,950 |
| PRICE | inc GST | \$5,115 | \$9,845 | \$12,045 |

Presses

Pressbrake Attachments

METALMASTER

PBA-45

- 450 x 4mm capacity
- 300 x 6mm capacity
- 530 x 220 x 50mm LxWxH



PBA-60

- 600 x 10mm capacity
- 680 x 300 x 80mm LxWxH



Shown with Optional Press


| MODEL | CODE | ex GST | inc GST |
|--------|------|--------|---------|
| PBA-45 | P450 | \$200 | \$220 |
| PBA-60 | P455 | \$540 | \$594 |

Steel Press Pin Set

METALMASTER

PPK-20

- 8 steel press pins
- Ø10 x 50mm to Ø30mm x 110mm
- Includes pin adaptor, capacity gauge & storage bracket
- Ø10 x 50mm long, Ø12 x 60mm long, Ø16 x 60mm long, Ø18 x 85mm long, Ø20 x 85mm long, Ø22 x 85mm long, Ø25 x 110mm long, Ø30 x 110mm long



| CODE | ex GST | inc GST |
|-------|--------|---------|
| P1401 | \$90 | \$99 |

Bush Driver Set

HAFCO

PDS-2B

- Designed for pressing bushes
- Size: 10-12, 12-14, 14-16, 15-17, 16-18, 18-20, 20-22, 22-24, 25-27, 28-30, 30-34, 32-36, 35-40, 38-42mm
- Driver handle length: 115 & 140 & 160mm
- Manufactured from aluminium



| CODE | ex GST | inc GST |
|------|--------|---------|
| P030 | \$45 | \$49.50 |

Bearing Race & Seal Driver Set

HAFCO

PDS-3BS

- Includes 9 discs to fit common wheel bearing sizes with the other side of the discs for driving seals
- Discs sizes 39.5, 44.5, 50, 59, 63, 65, 72, 76, 81mm & 1 x Extension
- Manufactured from aluminium




| CODE | ex GST | inc GST |
|------|--------|---------|
| P031 | \$65 | \$71.50 |

Hydraulic Press Guards

METALMASTER

- Aluminium frame with steel wire mesh
- Easily adjustable
- Adjustable height
- Includes brackets with mounting hardware



| Size mm | Suits Presses | CODE | ex GST | inc GST |
|-----------|---------------|-------|--------|---------|
| 465 x 520 | 30T | P1404 | \$120 | \$132 |
| 655 x 625 | 50T | P1405 | \$150 | \$165 |
| 730 x 625 | 75T | P1406 | \$160 | \$176 |
| 755 x 730 | 100T | P1407 | \$170 | \$187 |

Pneumatic Foot Control

METALMASTER

AFC1

- Suits Models - HPT-30P, HPM-30 & HP-45P
- The AFC1 air operated foot control transforms your hand operated pneumatic press to a foot operated press, thus leaving both of your hands free to handle, stabilize & line up your workpiece more accurately under the pressing ram
- Quick link hose adaptor



| CODE | ex GST | inc GST |
|-------|--------|---------|
| P1400 | \$70 | \$77 |

Arbor Presses

- Heavy-duty construction
- Cast iron frame
- Four-position anvil
- Square ram



HAFCO

| MODEL | | AP-1 | AP-2 | AP-3 | AP-5 |
|---------------|----------------|--------------|--------------|--------------|--------------|
| ORDER CODE | | P118 | P119 | P120 | P1205 |
| Capacity | Tonne | 1 | 2 | 3 | 5 |
| Throat Depth | mm | 100 | 140 | 150 | 200 |
| Throat Height | mm | 125 | 200 | 320 | 485 |
| Table Slot | mm | 16/16/16/28 | 23/23/23/38 | 29/29/29/43 | 70/40/30/20 |
| Shipping Dim. | cm | 30 x 15 x 35 | 46 x 20 x 48 | 53 x 23 x 68 | 70 x 32 x 90 |
| Weight | kg | 15 | 39 | 64 | 170 |
| PRICE | ex GST | \$90 | \$210 | \$320 | \$850 |
| PRICE | inc GST | \$99 | \$231 | \$352 | \$935 |



PP-10HD

Sliding Ram



HP-20PP

Sliding Ram

Pneumatic & Hydraulic

Sliding Ram



HP-30P



HP-45P

Pneumatic & Hydraulic

METALMASTER PP-10HD

- 10 Tonne hydraulic ram (P141)
- Adjustable horizontal ram position
- Pump can be mounted left or right side of frame
- Adjustable table height
- Table pins with safety clips

Includes: Pressure gauge & bending plates ✓

METALMASTER HP-20PP

- 20 Tonne hydraulic
- Porta power pump type
- Adjustable sliding head
- Removable ram and pump
- Table pins with safety clips
- C-channel steel table and head section

Includes: Pressure gauge & bending plates ✓

METALMASTER HP-30P, HP-45P

- 30 Tonne ram (HP-30P)
- 45 Tonne ram (HP-45P)
- Adjustable horizontal ram position (HP-30P)
- Pneumatic / hydraulic operation
- Winch for table rise & fall (HP-45P)
- Table pins with safety clips
- C-channel steel table & head section

Includes: Pressure gauge & bending plates ✓

Optional Foot Control for Pneumatic Presses

- Suits HP-45P
- Convert your hand operated pneumatic press with a foot control to free up your hands



Sliding Ram
PP-10HD Shown




Hydraulic Pneumatic or
Hand Operation HP-30P



Table Winch Height
Adjustment HP-45P

| CODE | ex GST | inc GST |
|-------|--------|---------|
| P1400 | \$70 | \$77 |


| MODEL | | PP-10HD | HP-20PP | HP-30P | HP-45P |
|---------------------------|----------------|------------------|---------------|---------------|----------------|
| ORDER CODE | | P141 | P142 | P145 | P147 |
| Capacity | Tonne | 10 | 20 | 30 | 45 |
| Cylinder Stroke | mm | 180 | 185 | 165 | 190 |
| Width Between Front Posts | mm | 340 | 542 | 460 | 825 |
| Width Between Side Posts | mm | 95 | 85 | 135 | 185 |
| Max. Ram to Table | mm | 335 | 980 | 1095 | 855 |
| Shipping Dim. (LxWxH) | cm | 75.5 x 54 x 15.5 | 154 x 27 x 22 | 170 x 51 x 27 | 104 x 39 x 190 |
| Weight | kg | 57.2 | 120 | 180 | 340 |
| PRICE | ex GST | \$320 | \$520 | \$790 | \$1,540 |
| PRICE | inc GST | \$352 | \$572 | \$869 | \$1,694 |



METALMASTER HPF-20, HPM-30

- 20 Tonne hydraulic ram & foot pedal (HPF-20)
- 30 Tonne pneumatic / hydraulic ram (HPM-30)
- Two speed hydraulic ram system (HPF-20)
- Adjustable horizontal ram position
- Table pins with safety clips

Includes: Pressure gauge & V Blocks ✓




2 Speed Dial For Hydraulic Pump HPF-20 Shown



Foot Pedal For Hydraulic Pump HPF-20 Shown



Metric / Imperial Pressure Gauge



Hydraulic Pneumatic Hand Pump HPM-30 Shown



Table Pins With Safety Clips HPM-30 Shown



Sliding Ram With Handle HPM-30 Shown

METALMASTER HDP-35

- 35 Tonne hydraulic ram
- Adjustable horizontal ram position
- Double pump ram for rapid & high pressure
- Screw type rapid approach on ram
- Heavy duty winch for table rise and fall
- Table pins with safety clips




Includes: Pressure gauge, V Blocks & centres for shaft straightening ✓

Optional Foot Control for Pneumatic Presses

- Suits HPM-30
- Convert your hand operated pneumatic press with a foot control to free up your hands




| CODE | ex GST | inc GST |
|-------|--------|---------|
| P1400 | \$70 | \$77 |



Sliding Ram

Motorised Hydraulic



HPM-50


METALMASTER HPF-50, HPM-50

- 50 Tonne hydraulic ram & foot pedal (HPF-50)
- 50 Tonne motorised ram (HPM-50)
- Adjustable horizontal ram position
- Two speed hydraulic system (HPF-50)
- Heavy duty winch for table rise & fall (HPM-50)
- Table pins with safety clips
- 1.5kW / 2hp 240V motor (HPM-50)

Includes: Pressure gauge & V Blocks ✓



Horizontal Sliding Ram HPF-50 Shown



Dual Purpose Pressing Blocks HPF-50




Enclosed Hydraulic HPF-50 Shown




Winch Cable Support HPF-50

New Release



HPM-75P

New Release



HPM-100P

METALMASTER HPM-75P, HPM-100P

- 75 Tonne hydraulic ram (HPM-75P)
- 100 Tonne hydraulic ram (HPM-100P)
- Pneumatic or hand operation
- Heavy duty steel construction with robotic fully welded frame
- Adjustable sliding head up to 255mm travel between the vertical post (HPM-75P)
- Adjustable sliding head up to 250mm travel between the vertical post (HPM-100P)
- Metric / imperial pressure gauge included
- Table height adjustment via a hand operated winch

Includes: Adjustable Sliding Cylinder Ram ✓
Pressure Gauge ✓ Bending Vee Blocks ✓

| MODEL | | HPF-20 | HPM-30 | HDP-35 | HPF-50 | HPM-50 | HPM-75P | HPM-100T |
|---------------------------|----------------|-----------------|----------------|----------------|-------------------|-----------------|------------------|------------------|
| ORDER CODE | | P150 | P130M | P129 | P152 | P131M | P154 | P156 |
| Capacity | Tonne | 20 | 30 | 35 | 50 | 50 | 75 | 100 |
| Cylinder Stroke | mm | 150 | 155 | 130 | 200 | 200 | 250 | 300 |
| Width Between Front Posts | mm | 510 | 535 | 790 | 730 | 730 | 800 | 787 |
| Width Between Side Posts | mm | 132 | 138 | 208 | 205 | 205 | 215 | 265 |
| Max. Ram to Table | mm | 1118 | 1035 | 730 | 1050 | 1050 | 884 | 993 |
| Shipping Dim. (LxWxH) | cm | 194 x 70.5 x 31 | 190 x 78 x 27 | 195 x 110 x 50 | 97.5 x 211 x 31.5 | 202 x 100 x 112 | 114 x 80 x 189.6 | 120 x 99 x 183.7 |
| Weight | kg | 147 | 200 | 358 | 340 | 409 | 451 | 658 |
| PRICE | ex GST | \$890 | \$1,090 | \$4,690 | \$2,290 | \$3,990 | \$3,590 | \$5,650 |
| PRICE | inc GST | \$979 | \$1,199 | \$5,159 | \$2,519 | \$4,389 | \$3,949 | \$6,215 |




HP-63T

METALMASTER HP, HPM & HPR Series

- Heavy duty welded steel fabricated frame
- Heavy duty one piece table plate insert (HP & HPM Series)
- Horizontal sliding ram via hand wheel with cam action locks (HPM Series & HPR-100T)
- Press frame slides over table bed & can be repositioned & locked (HPR-100T)
- Heavy duty stationary table bed 1680 x 1040mm (HPR-100T)
- Extra heavy duty table support with high tensile setting pins
- Includes vee-block and lifting chains (HP & HPM Series)
- Adjustable table height via the hydraulic ram
- Fitted with pressure gauge & safety overload valve
- Hydraulic joystick control lever
- Supplied with hydraulic oil

METALMASTER HPR-100T Roll Frame Press with Movable Head



HPM-300T

Sliding Ram

| MODEL | | HP-63T / HPM-63T | HP-100T / HPM-100T | HPR-100T | HPM-150T | HPM-200T | HPM-300T |
|---------------------------|----------------|--------------------------|--------------------------|-----------------|-----------------|-----------------|-----------------|
| ORDER CODE | | P400 / P400M | P402 / P402M | P402T | P404M | P406M | P408M |
| Capacity | Tonne | 63 | 100 | 100 | 150 | 200 | 300 |
| Width Between Front Posts | mm | 895 | 1050 | 1060 | 1100 | 1250 | 1300 |
| Max. Ram to Table | mm | 900 | 900 | 890 | 900 | 700 | 860 |
| Ram Stroke | mm | 300 | 350 | 350 | 350 | 350 | 370 |
| Ram Diameter | mm | 80 | 100 | 100 | 130 | 160 | 200 |
| Working Speed | mm/sec | 6.2 | 7.6 | 7.9 | 4.9 | 3.9 | 5.9 |
| Motor Power | kW/hp | 4 / 5.3 | 7.5 / 10 | 7.5 / 10 | 7.5 / 10 | 7.5 / 10 | 22 / 30 |
| Voltage | V | 415 | 415 | 415 | 415 | 415 | 415 |
| Shipping Dim. (LxWxH) | cm | 190 x 93 x 203 | 197 x 110 x 220 | 197 x 100 x 220 | 203 x 110 x 225 | 228 x 113 x 221 | 253 x 122 x 256 |
| Weight | kg | 869 / 912 | 1342 / 1384 | 1960 | 1792 | 2400 | 3900 |
| PRICE | ex GST | \$4,950 / \$5,450 | \$7,150 / \$7,650 | \$13,500 | \$10,950 | \$12,950 | \$19,950 |
| PRICE | inc GST | \$5,445 / \$5,995 | \$7,865 / \$8,415 | \$14,850 | \$12,045 | \$14,245 | \$21,945 |



LFSS DPM & AP Series

- Ideal for repairs & assembly work, on axles, shafts & pressing bearings and bushings
- Heavy duty hydraulic cylinder ensures precise pressing during operation
- Heavy duty welded steel fabricated frame
- Automatic 2-speed operation fast approach, slow bend
- Pressure gauge fitted to frame for convenience
- Safety overload valve incorporated in hydraulic system
- Built to CE regulations
- Hydraulic joystick control lever enables fast approach slow bend
- Safety contact switch with overload protection
- Tables can be adjusted for height using chains and hydraulic ram

Automatic 2 Speed
Fast Approach
Slow Bend

DPM1070



Includes: Heavy duty Vee-blocks - DPM & DMPK Series ✓
Pressbrake attachment - AP Series ✓

AP-1020/100

Includes Pressbrake Attachment



AP-1020/100


Sliding
Ram



DPM-K1570



T Slotted Bottom Table
AP-1020/100



Multi Vee Die Block
AP-1020/100



Table Height Adjustment with
Chains DPM Series



Joystick Pressure Control
DPM Series

| MODEL | | DPM1070 | AP-1020/100 | DPM-K1570 |
|---------------------------|----------------|-----------------|-----------------|-----------------|
| ORDER CODE | | P136 | P136P | P138M |
| Press Power | Tonne | 100 | 100 | 150 |
| Width Between Front Posts | mm | 1070 | 1020 | 1570 |
| Ram Stroke | mm | 300 | 300 | 300 |
| Ram Diameter | mm | 220 | 220 | 280 |
| Advance Speed | mm/sec | 8 | 8 | 8 |
| Working Speed | mm/sec | 5 | 5 | 5 |
| Return Speed | mm/sec | 10 | 10 | 10 |
| Motor Power | kW/hp | 5.5 / 7.5 | 7.5 / 10 | 11 / 15 |
| Voltage | V | 415 | 415 | 415 |
| Shipping Dim. (LxWxH) | cm | 210 x 105 x 220 | 210 x 105 x 222 | 263 x 100 x 248 |
| Weight | kg | 1500 | 1900 | 2100 |
| PRICE | ex GST | \$11,450 | \$25,450 | POA |
| PRICE | inc GST | \$12,595 | \$27,995 | POA |



Industrial Bench Grinder Range

Overview Hafco industrial bench grinders are designed to suit the most demanding environments while providing years of trouble-free operation.

Industrial Series

- Powerful induction motor featuring a cast iron body to ensure years of trouble-free performance
- Fully sealed ball bearings for prolonged life
- Cast iron base including anti-vibration feet for smooth operation
- 50mm wide wheel guards to accept the use of wire wheels
- Large safety eye shields
- Fully adjustable tool rests for quick & easy adjustment
- Supplied with a coarse & fine grinding wheels



HG-150



HG-200



HG-250

Deluxe Industrial Series

Upgraded Features

- Internal fan for improved duty cycle
- Fitted with work light, water tray & wheel dresser
- Eye shield with magnifying lens
- NVR Start/Stop switch



DG-200

GSS-200W Grinder Stand

- Suits 150 - 250mm grinders
- 800mm stand height
- Includes water tray

| CODE | ex GST | inc GST |
|------|--------|---------|
| G182 | \$90 | \$99 |



Heavy Duty Industrial Series

- Powerful high-capacity duty cycle induction motor
- Dynamically balanced wheels & wheel flanges for superior performance
- NVR Start/Stop switch including emergency stop button
- Large HD adjustable tool rests
- Dust extraction ports
- Overload protection system



BG-8



BG-10



BG-12



BUFF-225



Made in Taiwan

| Series | | Industrial | | | Deluxe | Heavy Duty Industrial | | | |
|----------------|----------------|--------------|--------------|--------------|--------------|-----------------------|--------------|----------------|--------------|
| MODEL | | HG-150 | HG-200 | HG-250 | DG-200 | BG-8 | BG-10 | BG-12 | BUFF-225 |
| ORDER CODE | | G140 | G142 | G146 | G144 | G161 | G162 | G164 | G166 |
| Wheel Diameter | mm | 150 | 200 | 250 | 200 | 200 | 250 | 305 | 225 |
| Wheel Width | mm | 25 | 25 | 25 | 25 | 25 | 38 | 50 | 25 |
| Shaft Thread | mm/inch | M12 | M16 | M32 | M16 | 5/8" | 1" | 1" | Tapered |
| Motor Power | hp | 1 | 1 | 1 | 1 | 1 | 1.3 | 2 | 1 |
| Voltage | v | 240V | 240V | 240V | 240V | 240V | 240V | 415V | 240V |
| Weight | kg | 10.6 | 21.5 | 32.5 | 21.5 | 24 | 49 | 119 | 69 |
| PRICE | ex GST | \$100 | \$180 | \$270 | \$230 | \$400 | \$690 | \$1,390 | \$700 |
| PRICE | inc GST | \$110 | \$198 | \$297 | \$253 | \$440 | \$759 | \$1,529 | \$770 |

Linishing Attachments

- 915 x 50mm attachment
- 1220 x 50mm attachment



See website for details



Industrial Bench Grinder + Linisher

ATBG600/8 & ATBG600/8WBM

- Powerful induction motor full 3/4 hp plus
- 'Sealed for life' ball bearings for prolonged life
- Vibration absorption pads on base
- 50mm wide wheel guards
- Cast iron body & base
- Wider wheel guard allowing for safe use of wire wheel
- Fitted with eye shields & adjustable tool rest



ATBG600/8



360° Rotating Linisher Attachment

| MODEL | | ATBG6008/8WBM | AA362W8 |
|----------------|---------|------------------|----------|
| ORDER CODE | | G160/G160A | G152 |
| Wheel Diameter | mm | 200 | 200 |
| Wheel Width | mm | 25 | 25 |
| Belt Size | mm | ~ | 50 x 915 |
| Motor Power | hp | 0.8 | 0.8 |
| Voltage | v | 240V | 240V |
| Weight | kg | 23 | 23 |
| PRICE | ex GST | \$300 / \$325 | \$480.91 |
| PRICE | inc GST | \$330 / \$357.50 | \$529 |

AA362W8

- Linishing attachment fully assembled out of the box
- Linisher adjusts in 6° increments angle without disassembly
- Easy belt tracking adjustment knob & lock

The Ultimate Linishing Tool


- The Multitool linishing attachment is perfect for fabricator's for sharpening all kinds of tools
- Uses include basic notching of tube, cleaning up welds, removing scale from steel quickly & cleanly removes burrs from freshly cut steel & other materials like wood, plastics, metals & ceramics
- Quick change linishing belt system
- Includes 1/2", 5/8", 14mm, 15mm & 16mm bushes (P0362-P0484) • 1" bore (PO484-1)

| MODEL | P0362 | P0364 | P0482 | P0484 | P0484-1 | POJIG | POMTA | |
|------------|---------|----------------------|----------------------|----------------------|----------------------|----------------------|-----------------------|--------------------------|
| ORDER CODE | L085 | L087 | L088 | L089 | L090 | L083 | L086 | |
| Attachment | Type | Multitool Attachment | Multitool Attachment | Multitool Attachment | Multitool Attachment | Multitool Attachment | Chisel Sharpening Jig | Tilt Table & Mitre Guide |
| Belt Size | mm | 50 x 915 | 100 x 915 | 50 x 1220 | 100 x 1220 | 100 x 1220 | ~ | ~ |
| Disc Dia. | mm | Ø175 | Ø175 | Ø175 | Ø175 | Ø175 | ~ | ~ |
| PRICE | ex GST | \$226.36 | \$435.45 | \$450 | \$550 | \$570 | \$170 | \$125 |
| PRICE | inc GST | \$249 | \$479 | \$495 | \$605 | \$627 | \$187 | \$137.50 |

Multitool

P0362 Multitool Attachment (L085)

POMTA Tilting Table & Mitre Guide (L086)



POJIG Chisel Sharpening Jig (L083)

Buffing Compounds

| SOAP | TYPE | CODE | PRICE ex GST | PRICE inc GST |
|------|--|------|--------------|---------------|
| | AUSUPACUT - Grey Cutting Only On Most Metals | G323 | \$12 | \$13.20 |
| | ATO32 - Brown Cutting & Finishing On Softer Metals | G320 | \$12 | \$13.20 |
| | SF HYFIN - White Fast Cutting, Medium-High Finish On Most Metals | G325 | \$12 | \$13.20 |
| | BRITESHINE - Light Blue Fine Finish On Most Metals | G327 | \$14 | \$15.40 |

Tapered Buffing Spindles



Suits M16 x 2mm Grinder Spindle



Suits 5/8" x 11TPI Grinder Spindle

| THREAD | TYPE | CODE | PRICE ex GST | PRICE inc GST |
|------------|------------|-------|--------------|---------------|
| 16x2mm | Left Hand | G184 | \$30 | \$33 |
| 16x2mm | Right Hand | G184A | \$30 | \$33 |
| 5/8"x11TPI | Right Hand | G184B | \$30 | \$33 |

Buffing Mops

| TYPE | 50 Fold Loose Leaf Mop | 2 Section Stitched Mop | | |
|-----------|------------------------|------------------------|------|------|
| CODE | G186A | G175 | G186 | G174 |
| Dia. (mm) | 200 | 250 | 200 | 250 |
| ex GST | \$30 | \$70 | \$30 | \$70 |
| inc GST | \$33 | \$77 | \$33 | \$77 |

Buffing Kit

SDY179 - Ø200mm Mops

- 1 x roughing mop & 1 x finishing mop
- 1 x 16mm taper spindle
- 1 x green compound
- Suits most 200mm grinders

| CODE | PRICE ex GST | PRICE inc GST |
|------|--------------|---------------|
| G185 | \$65 | \$71.50 |

Grinding Wheels

Silicon Carbide: For Tungsten Carbide (80Grit)

| SIZE | CODE | PRICE ex GST | PRICE inc GST |
|--------|------|--------------|---------------|
| Ø150mm | G168 | \$25 | \$27.50 |
| Ø200mm | G170 | \$40 | \$44.00 |



Includes Buses: 1/2", 5/8", 3/4", 7/8" & 1"

White - Alox: For High Speed Steel (80Grit)

| SIZE | CODE | PRICE ex GST | PRICE inc GST |
|--------|------|--------------|---------------|
| Ø150mm | G169 | \$25 | \$27.50 |
| Ø200mm | G171 | \$40 | \$44.00 |



Includes Buses: 1/2", 5/8", 3/4", 7/8" & 1"

Wire Wheels

Brass coated steel wire Bush 1/2", 5/8", 3/4", 7/8" & 1"

| SIZE | CODE | PRICE ex GST | PRICE inc GST |
|--------|-------|--------------|---------------|
| Ø150mm | G187 | \$15 | \$16.50 |
| Ø200mm | G188 | \$25 | \$27.50 |
| Ø250mm | G188A | \$50 | \$55.00 |



Grinding / Linishing

Linisher - Blade Master

High performance & versatility in a compact design

BM362


- 5 Work Stations
- High metal removal
- Quick change wheels available from Ø19mm to Ø203mm (8")
- 2 Year commercial warranty

Includes: Ø89mm (3 1/2") & Ø50mm (2") contact wheels ✓ Tilt top bench mount ✓ Tool rest ✓

Belt Size: 915 x 50mm (36"x 2")
Speed: 4320rpm, 1316mpm
Motor: 0kW/1hp 240V Weight: 24kg

Blade Master BM362

CODE ex GST inc GST
L0995 **\$1,700** \$1,870



Exported worldwide



Made in Australia

Optional Accessories

- Platen Table **\$120 ex GST** \$132 inc GST (L0995H)
- Notching Table **\$260 ex GST** \$286 inc GST (L0995G)
- Tool Rest Ø203mm **\$170 ex GST** \$187 inc GST (L0995I)
- Tilt Top Floor Stand **\$330 ex GST** \$363 inc GST (L0995J)
- Mobile Base **\$500 ex GST** \$550 inc GST (L098)



Platen Table (L0995H)



Notching Table (L0995G)



Tool Rest (L0995I)



Mobile Base (L098)

CONTACT WHEEL CARTRIDGES: suit Blade Master BM362

| ORDER CODE | L0995A | L0995B | L0995C | L0995D | L0995E | L0995F |
|---------------|--------------|--------------|--------------|--------------|--------------|--------------|
| Size Ø mm | 19 | 25 | 32 | 38 | 44 | 203 |
| PRICE ex GST | \$175 | \$175 | \$189 | \$189 | \$200 | \$290 |
| PRICE inc GST | \$192.50 | \$192.50 | \$207.90 | \$207.90 | \$220 | \$319 |

Linisher - Radius Master


Multi-station belt grinder "1 Tool Does the Lot"

RM-48 Series 2

- 7 work stations
- 3 x Plus better belt life
- Tracks even narrow belts
- Superior tracking provides sharp notching at edge of belt
- 2 Year commercial warranty

Includes: Tilting top stand & base plate ✓ Tool rest ✓ 1 x zirconia belt ✓ 5 contact wheels (Ø25-200mm) ✓ Notching tilt table ✓

Belt Size: 1220 x 50mm (48"x 2")
Speed: 3000rpm, 914mpm
Motor: 1.5kW/2hp 240V Weight: 49.5kg



Exported worldwide



Made in Australia

VARIABLE SPEED MODEL AVAILABLE

ROTATES IN SECONDS



Accurate tracking produces sharp corners on quick release tool rest



Small wheel selection for notching and contouring



Hollow grinding and micro finishing on 8" precision ground wheel



Slack belt grinding & de-burring even with narrow belts



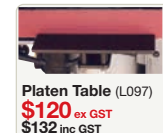
Tilting table for contouring and pipe notching



Flat grinding on platen



Produces a hollow grind that follows the contour of the knife's cutting edge
Hollow Grinding Jig
\$510 ex GST
\$561 inc GST (L097A)



Platen Table (L097)
\$120 ex GST
\$132 inc GST



Mobile Base
\$400 ex GST
\$440 inc GST (L098)
Also suits Select-A-Rad

Pedestal Model RM-48

CODE ex GST inc GST
L096 **\$2,600** \$2,860

Bench Model RM-48B

CODE ex GST inc GST
L096B **\$2,450** \$2,695

Linisher/Notcher - Select-A-Rad 483

Multi-Purpose Linisher/Notcher "Versatile Performance"

SR-483 Series 2


- 4 work stations
- 3 x Plus better belt life
- Produces quality chatter free finishes on stainless steel
- Superior tracking provides sharp notching at edge of belt
- 2 Year commercial warranty

Includes: Tilting top stand & base plate ✓ Notching tilt table & fence ✓ 2 contact wheels (Ø75 & 50mm (9 sizes available)) ✓ 1 x zirconia belt ✓ Tool rest ✓

Belt Size: 1220 x 75mm (48"x 3")
Speed: 3375rpm, 1028mpm
Motor: 1.5kW/2hp 240V Weight: 50kg

Select-A-Rad SR-483

CODE ex GST inc GST
L099 **\$2,727.27** \$3,000



Exported worldwide



Made in Australia

VARIABLE SPEED MODEL AVAILABLE

ROTATES IN SECONDS



Quick-action cartridge change



Tilting table for contouring and pipe notching



Hollow grinding & micro finishing on 8" precision ground wheel



Internal Tube de-burring



Vertical facing position



Accurate tracking produces sharp corners on quick release tool rest

Flat grinding on platen

CONTACT WHEEL CARTRIDGES: suit Select-A-Rad SR-483

| ORDER CODE | L099A | L099B | L099C | L099D | L099E | L099F | L099G | L099H | L099I |
|---------------|--------------|--------------|--------------|--------------|--------------|--------------|--------------|--------------|--------------|
| Size Ø mm | 19 | 25 | 32 | 38 | 44 | 50 | 63 | 75 | 89 |
| PRICE ex GST | \$195 | \$195 | \$200 | \$200 | \$220 | \$220 | \$220 | \$230 | \$230 |
| PRICE inc GST | \$214.50 | \$214.50 | \$220 | \$220 | \$242 | \$242 | \$242 | \$253 | \$253 |

Grinding / Linishing

Linisher / Belt Sanders

**HAFCO
METALMASTER**

**BS-48, L-100,
BS-76, BS-152**

- 2-Speed, 1420rpm & 2840rpm linishers (BS-76 & BS-152)
- 2800rpm linishers (BS-48 & L-100)
- Quick change belt system
- 100mm outlets for dust extraction
- Tilting head
- Overload protection on motors
- Price includes stand



BS-48



L-100



BS-152



Available in 75 & 150mm



Tilting Head



Platen Plate Sanding

| MODEL | | BS-48 | L-100 | BS-76 | BS-152 |
|--------------|----------------|--------------|----------------|----------------|----------------|
| ORDER CODE | | L1185 | L114 | L119 | L120 |
| Belt Size | mm | 100 x 1220 | 100 x 1500 | 75 x 2000 | 150 x 2000 |
| Motor Power | kW/hp | 1.5 / 2 | 1.5 / 2 | 2.2 / 3 | 2.8 / 3.7 |
| Voltage | V | 240 | 240 | 415 | 415 |
| Weight | kg | 36 | 74 | 81 | 99 |
| PRICE | ex GST | \$630 | \$1,120 | \$1,090 | \$1,390 |
| PRICE | inc GST | \$693 | \$1,232 | \$1,199 | \$1,529 |

Linishers

L-1520

- 1.1kW 240V or 415V motor
- 1520x100mm belt size
- 175x100mm idler size
- Complete with isolation switch



Includes: Pedestal Stand ✓



Bench Models Available



Rubber Contact Wheels

| MODEL | | L-1520 | |
|-----------------|----------------|----------------|----------------|
| ORDER CODE | | L095 | L094 |
| Belt Size | mm | 1520 x 100 | 1520 x 100 |
| Idler Size | mm | 175 x 100 | 175 x 100 |
| Motor / Voltage | kW/V | 1.1 / 415 | 1.1 / 240 |
| PRICE | ex GST | \$1,690 | \$1,750 |
| PRICE | inc GST | \$1,859 | \$1,925 |

Linishall

Metal Dust Collector

DCM-202

- Ideal for multiple grinding applications
- 3 x stage filtration system with 30, 5, & 1 micron
- Portable on castor wheels
- 2 x Ø100mm dust inlets
- 900CFM air flow
- Aluminium impeller
- 1.1kW 1.5hp 240V 15A motor



| CODE | ex GST | inc GST |
|------|----------------|----------------|
| W321 | \$1,290 | \$1,419 |



**HAFCO
METALMASTER**

Optional Hose

4 Metres Flame Retardant Hose (Suitable for Metals)




| CODE | ex GST | inc GST |
|-------|--------------|--------------|
| W322A | \$190 | \$209 |



Dust Collection Tray

Grinding / Linishing

Linishing Belts - Packs of 3



Aluminium Oxide (Suitable For Wood Or Metal)

| SIZE | GRIT | CODE | PRICE ex GST | PRICE inc GST |
|--------------|------|-------|--------------|---------------|
| 915 x 50mm | 40G | A8000 | \$10 | \$11 |
| 915 x 50mm | 60G | A8001 | \$10 | \$11 |
| 915 x 50mm | 80G | A8002 | \$10 | \$11 |
| 915 x 50mm | 100G | A8003 | \$10 | \$11 |
| 915 x 50mm | 120G | A8004 | \$10 | \$11 |
| 915 x 50mm | 240G | A8005 | \$10 | \$11 |
| 915 x 50mm | 400G | A8006 | \$10 | \$11 |
| 915 x 100mm | 40G | A8016 | \$16 | \$17.60 |
| 915 x 100mm | 60G | A8017 | \$16 | \$17.60 |
| 915 x 100mm | 80G | A8018 | \$16 | \$17.60 |
| 915 x 100mm | 100G | A8019 | \$16 | \$17.60 |
| 915 x 100mm | 120G | A8020 | \$16 | \$17.60 |
| 1220 x 50mm | 40G | A8030 | \$12 | \$13.20 |
| 1220 x 50mm | 60G | A8031 | \$12 | \$13.20 |
| 1220 x 50mm | 80G | A8032 | \$12 | \$13.20 |
| 1220 x 50mm | 100G | A8033 | \$12 | \$13.20 |
| 1220 x 50mm | 120G | A8034 | \$12 | \$13.20 |
| 1220 x 100mm | 40G | A8044 | \$22 | \$24.20 |
| 1220 x 100mm | 60G | A8045 | \$22 | \$24.20 |
| 1220 x 100mm | 80G | A8046 | \$22 | \$24.20 |
| 1220 x 100mm | 100G | A8047 | \$22 | \$24.20 |
| 1220 x 100mm | 120G | A8048 | \$22 | \$24.20 |
| 1220 x 150mm | 40G | A8058 | \$27 | \$29.70 |
| 1220 x 150mm | 60G | A8059 | \$27 | \$29.70 |
| 1220 x 150mm | 80G | A8060 | \$27 | \$29.70 |
| 1220 x 150mm | 100G | A8061 | \$27 | \$29.70 |
| 1220 x 150mm | 120G | A8062 | \$27 | \$29.70 |
| 1500 x 100mm | 40G | A8065 | \$24 | \$26.40 |
| 1500 x 100mm | 60G | A8066 | \$24 | \$26.40 |
| 1500 x 100mm | 80G | A8067 | \$24 | \$26.40 |
| 1500 x 100mm | 100G | A8068 | \$24 | \$26.40 |
| 1500 x 100mm | 120G | A8069 | \$24 | \$26.40 |

Zirconia (Suitable For Metal)

| SIZE | GRIT | CODE | PRICE ex GST | PRICE inc GST |
|--------------|------|-------|--------------|---------------|
| 915 x 50mm | 40G | A8009 | \$16 | \$17.60 |
| 915 x 50mm | 60G | A8010 | \$16 | \$17.60 |
| 915 x 50mm | 80G | A8011 | \$16 | \$17.60 |
| 915 x 50mm | 100G | A8012 | \$16 | \$17.60 |
| 915 x 50mm | 120G | A8013 | \$16 | \$17.60 |
| 915 x 100mm | 40G | A8023 | \$30 | \$33.00 |
| 915 x 100mm | 60G | A8024 | \$30 | \$33.00 |
| 915 x 100mm | 80G | A8025 | \$30 | \$33.00 |
| 915 x 100mm | 100G | A8026 | \$30 | \$33.00 |
| 915 x 100mm | 120G | A8027 | \$30 | \$33.00 |
| 1220 x 50mm | 40G | A8037 | \$20 | \$22.00 |
| 1220 x 50mm | 60G | A8038 | \$20 | \$22.00 |
| 1220 x 50mm | 80G | A8039 | \$20 | \$22.00 |
| 1220 x 50mm | 100G | A8040 | \$20 | \$22.00 |
| 1220 x 50mm | 120G | A8041 | \$20 | \$22.00 |
| 1220 x 100mm | 40G | A8051 | \$36 | \$39.60 |
| 1220 x 100mm | 60G | A8052 | \$36 | \$39.60 |
| 1220 x 100mm | 80G | A8053 | \$36 | \$39.60 |
| 1220 x 100mm | 100G | A8054 | \$36 | \$39.60 |
| 1220 x 100mm | 120G | A8055 | \$36 | \$39.60 |
| 1500 x 100mm | 40G | A8072 | \$45 | \$49.50 |
| 1500 x 100mm | 60G | A8073 | \$45 | \$49.50 |
| 1500 x 100mm | 80G | A8074 | \$45 | \$49.50 |
| 1500 x 100mm | 100G | A8075 | \$45 | \$49.50 |
| 1500 x 100mm | 120G | A8076 | \$45 | \$49.50 |
| 2000 x 75mm | 40G | A8079 | \$40 | \$44.00 |
| 2000 x 75mm | 60G | A8080 | \$40 | \$44.00 |
| 2000 x 75mm | 80G | A8081 | \$40 | \$44.00 |
| 2000 x 75mm | 100G | A8082 | \$40 | \$44.00 |
| 2000 x 75mm | 120G | A8083 | \$40 | \$44.00 |
| 2000 x 100mm | 36G | A8085 | \$65 | \$71.50 |
| 2000 x 150mm | 40G | A8090 | \$65 | \$71.50 |
| 2000 x 150mm | 60G | A8091 | \$65 | \$71.50 |
| 2000 x 150mm | 80G | A8092 | \$65 | \$71.50 |
| 2000 x 150mm | 100G | A8093 | \$65 | \$71.50 |

Linishing Belts - Packs of 1



Aluminium Oxide (Suitable For Wood Or Metal)

| SIZE | GRIT | CODE | PRICE ex GST | PRICE inc GST |
|--------------|------|--------|--------------|---------------|
| 1524 x 100mm | 80G | A60408 | \$10 | \$11.00 |
| 1524 x 100mm | 100G | A60410 | \$10 | \$11.00 |
| 2260 x 150mm | 40G | A90604 | \$19 | \$20.90 |
| 2260 x 150mm | 60G | A90606 | \$19 | \$20.90 |
| 2260 x 150mm | 80G | A90608 | \$19 | \$20.90 |
| 2260 x 150mm | 100G | A90610 | \$19 | \$20.90 |
| 2260 x 150mm | 120G | A90612 | \$19 | \$20.90 |
| 2515 x 150mm | 60G | A99606 | \$22 | \$24.20 |
| 2515 x 150mm | 80G | A99608 | \$22 | \$24.20 |
| 2515 x 150mm | 100G | A99610 | \$22 | \$24.20 |
| 2515 x 150mm | 120G | A99612 | \$22 | \$24.20 |

Zirconia (Suitable For Metal)

| SIZE | GRIT | CODE | PRICE ex GST | PRICE inc GST |
|--------------|------|---------|--------------|---------------|
| 1524 x 100mm | 80G | A60408Z | \$20.00 | \$22.00 |
| 1524 x 100mm | 100G | A60410Z | \$20.00 | \$22.00 |

Scotchbelts



| GRIT | 915 x 50mm | 1220 x 50mm |
|------------|------------|-------------|
| Super Fine | A36203 | A48203 |
| Fine | A36202 | A48202 |
| Medium | A36201 | A48201 |
| Coarse | A36200 | A48200 |
| ex GST | \$20 | \$27 |
| inc GST | \$22.00 | \$29.70 |

Belt Cleaning Stick



| CODE | ex GST | inc GST |
|------|--------|---------|
| G183 | \$9 | \$9.90 |




Sanding Discs - Packs of 3



Aluminium Oxide (Suitable For Wood Or Metal)

| SIZE | GRIT | CODE | PRICE ex GST | PRICE inc GST |
|--------|------|-------|--------------|---------------|
| Ø150mm | 60G | A5312 | \$5 | \$5.50 |
| Ø150mm | 80G | A5313 | \$5 | \$5.50 |
| Ø150mm | 100G | A5314 | \$5 | \$5.50 |
| Ø178mm | 60G | A5332 | \$6 | \$6.60 |
| Ø178mm | 80G | A5333 | \$6 | \$6.60 |
| Ø178mm | 100G | A5334 | \$6 | \$6.60 |
| Ø178mm | 120G | A5335 | \$6 | \$6.60 |
| Ø228mm | 60G | A5352 | \$9 | \$9.90 |
| Ø228mm | 80G | A5353 | \$9 | \$9.90 |
| Ø228mm | 100G | A5354 | \$9 | \$9.90 |
| Ø228mm | 120G | A5355 | \$9 | \$9.90 |
| Ø305mm | 40G | A5371 | \$16 | \$17.60 |
| Ø305mm | 60G | A5372 | \$16 | \$17.60 |
| Ø305mm | 80G | A5373 | \$16 | \$17.60 |
| Ø305mm | 100G | A5374 | \$16 | \$17.60 |
| Ø305mm | 120G | A5375 | \$16 | \$17.60 |
| Ø350mm | 40G | A5391 | \$18 | \$19.80 |
| Ø350mm | 60G | A5392 | \$18 | \$19.80 |
| Ø350mm | 80G | A5393 | \$18 | \$19.80 |
| Ø350mm | 100G | A5394 | \$18 | \$19.80 |
| Ø380mm | 40G | A5401 | \$22 | \$24.20 |
| Ø380mm | 60G | A5402 | \$22 | \$24.20 |
| Ø380mm | 80G | A5403 | \$22 | \$24.20 |
| Ø380mm | 100G | A5404 | \$22 | \$24.20 |
| Ø380mm | 120G | A5405 | \$22 | \$24.20 |

Hook & Loop Discs Packs of 1



Hook & loop backing disc with self adhesive backing

| SIZE | CODE | PRICE ex GST | PRICE inc GST |
|--------|-------|--------------|---------------|
| Ø150mm | A0600 | \$17 | \$18.70 |
| Ø178mm | A0700 | \$18 | \$19.80 |
| Ø228mm | A0900 | \$19 | \$20.90 |
| Ø305mm | A1200 | \$27 | \$29.70 |
| Ø350mm | A1400 | \$35 | \$38.50 |
| Ø380mm | A1500 | \$39 | \$42.90 |

Abrasive Rolls 25mm x 33 Metre



Aluminium Oxide

- Tears easily from handy roll
- Suitable for maintenance and general engineering use

| GRIT | CODE | PRICE ex GST | PRICE inc GST |
|------|-------|--------------|---------------|
| 80G | A8100 | \$25 | \$27.50 |
| 120G | A8101 | \$25 | \$27.50 |
| 180G | A8103 | \$25 | \$27.50 |

Grinding Wheel Dressers



Diamond Dresser

- 0.5CT industrial diamond
- Ø3/8" x 4" long



| CODE | ex GST | inc GST |
|------|--------|---------|
| G189 | \$24 | \$26.40 |

Rotary Wheel Dresser

- Ø32mm x 12mm wide cutters
- Soft plastic hang grip
- 250mm overall length
- 12mm wide support lugs



| CODE | ex GST | inc GST |
|-------|--------|---------|
| G189A | \$25 | \$27.50 |

Universal D-BIT Grinder

TM TOOLMASTER

TM-U3

- Diamond wheel
- Halogen light 12V

Includes: Collets: 4, 6, 8, 10, 12, 16mm, 1/4", 3/8", 1/2", 5/8" ✓ Wheel dresser with diamond ✓ Drill grinding attachment ✓ Diamond wheel ✓ Aligning finger ✓ End mill grinding attachment ✓ Lathe grinding attachment ✓ Wheel flange mounted ✓



| MODEL | TM-U3 | |
|----------------|----------------|----------------|
| ORDER CODE | G1975 | |
| Grinding Wheel | type | Diamond Wheel |
| Taper Angle | deg | 0-180 |
| Relief Angle | deg | 0-45 |
| Negative Angle | deg | 0-26 |
| Collet | type | 5C |
| Spindle Speed | rpm | 5200 |
| Motor Power | W | 370 |
| Voltage | V | 240 |
| Weight | kg | 52 |
| PRICE | ex GST | \$1,390 |
| PRICE | inc GST | \$1,529 |

Universal Tool & Cutter Grinder

TM TOOLMASTER

TM-6025Q

- High-precision linear ball slide rail
- 360° rotating head
- 150mm diamond dish grinding wheel
- Includes motorised work head & tailstock



Watch Video



| MODEL | TM-6025Q | |
|-------------------------|----------------|----------------|
| ORDER CODE | G198 | |
| Maximum Grinding Cap. Ø | mm | 250 |
| Long. Travel X-Axis | mm | 350 |
| Cross Travel Y-Axis | mm | 150 |
| Vertical Travel Z-Axis | mm | 140 |
| Swivel Head Capacity | deg | 360° |
| Grinding Wheel Speeds | rpm | 4200 & 7000 |
| Centre Height | mm | 135 |
| Centre Distance | mm | 210 |
| Spindle Head Taper | MT | 4 |
| Table Size | mm | 680 x 130 |
| Motor Power | kW/hp | 0.37/ 0.5 |
| Voltage | V | 240 |
| Weight | kg | 212 |
| PRICE | ex GST | \$5,250 |
| PRICE | inc GST | \$5,775 |

Includes: End Mill Grinding Attach. ✓ Tool Rest Attach. ✓ 4MT Dividing Attach. ✓ Drill Grinding Attach. ✓ 22, 27, 32mm Arbors ✓ 4MT Arbors & Lathe Tool Holders ✓ 5C Collets 6,8,10,12,16,20,25mm ✓ Spanners & Manual ✓ Lathe Tool Grinding Holder ✓ Saucer Grinding Wheel ✓

Manual Surface Grinder

SG-340

- Ball bearing table slides
- Vertical dial graduations 0.5mm
- Cross travel graduations 0mm
- Magnetic chuck 300 x 150mm
- 550W / 3/4hp 240V motor
- Angular contact spindle bearings

Includes Stand



HAFCO METALMASTER

| MODEL | SG-340 | |
|-----------------------------|----------------|----------------|
| ORDER CODE | G203 | |
| Chuck Size | mm | 300 x 150 |
| Longitudinal Table Traverse | mm | 340 |
| Cross Table Traverse | mm | 170 |
| Spindle to Table | mm | 275 |
| Wheel Diameter | mm | 180 |
| Vertical Graduations | mm | 0.5 |
| Vertical Graduations /Rev. | mm | 1 |
| Motor Power | kW / hp | 550 / 3/4 |
| Voltage | V | 240 |
| Weight | kg | 260 |
| PRICE | ex GST | \$4,990 |
| PRICE | inc GST | \$5,489 |

Manual / Hydraulic Surface Grinders

SG-820, SG-820H

- Hydraulic longitudinal table travel SG-820H
- Precision Japanese P4 spindle ball bearings
- Coolant system with flexible nozzle
- Cast iron machine body and stand
- Manual one shot lubrication pump
- Wheel balancing stand and arbor
- Magnetic Chuck 400 x 200mm
- Diamond wheel dresser
- Halogen work light


Hydraulic longitudinal table travel SG-820H



HAFCO METALMASTER

| MODEL | SG-820 | SG-820H |
|---------------------|----------------|-------------------------|
| ORDER CODE | G218 | G220 |
| Operation | Man./Hyd. | Manual Hydraulic |
| Chuck Size | mm | 400 x 200 400 x 200 |
| Long Traverse | mm | 530 530 |
| Cross Traverse | mm | 220 220 |
| Spindle to Table | mm | 490 450 |
| Wheel Diameter | mm | 200 200 |
| Vertical Increments | mm | 0.01 0.01 |
| Motor Power | kW / hp | 1.1 / 1.5 1.1 / 1.5 |
| Voltage | V | 415 415 |
| Weight | kg | 800 850 |
| PRICE | ex GST | \$6,150 \$9,990 |
| PRICE | inc GST | \$6,765 \$10,989 |

Other Models Available



BMT-3060AH

BEMATO® BMT Series

- Spindle contains P4 grade pre-loaded precision angular contact bearings. The spindle and motor are dynamically balanced
- Automatic pressure lubrication system to slide-ways and screws with timer adjustment providing optimum machine conditions
- High-tensile ribbed cast iron base and column tempered and stress relieved for maximum rigidity and minimum vibration
- Automatic down-feed AD5 controller and rapid UP/DOWN system (BMT-2550AH, BMT-3060AH & BMT-4080AH)
- V-way slides are coated with Turcite-B to minimise friction between slides
- Design and quality assurance exceeds DIN, JIS and ISO standards



BEMATO® Standard Features BMT-2550AH, BMT-3060AH & BMT-4080AH

- Electro-magnetic chuck with demagnetizer
- Balancing arbor & balancing stand
- Parallel dresser
- Wheel flange
- AD 5 Controller
- Coolant system & work light

AD5 Features: BMT-2550AH, BMT-3060AH & BMT-4080AH

- 2-step grinding procedure: roughing – finishing
- Minimum incremental feed 0.001mm
- Plunge and surface grinding
- Preset spark out
- Rapid auto return to home positions

Optional Accessories


- Magnetic separator for coolant system, Radius forming attachment, Dust extraction system, Auto paper strip, Filter & Punch former



Coolant Pump & Tank
BMT-3060AH



Hydraulic Table Feed
Control BMT-3060AH



Auto Lubrication Pump



Programmable AD5
Controller

| MODEL | | BMT-1545AH | BMT-2045AH | BMT-2550AH | BMT-3060AH | BMT-4080AH |
|------------------------------------|------------------------|-----------------|-----------------|-----------------|-----------------|-----------------|
| ORDER CODE | | G242 | G243 | G244 | G248 | G250 |
| AD5 Automatic Controller | Manual / Automatic | Manual | Manual | AD 5 Automatic | AD 5 Automatic | AD 5 Automatic |
| Magnetic Chuck Size | mm | 450 x 150 | 450 x 200 | 500 x 250 | 600 x 300 | 800 x 400 |
| Table Travel (X & Y) | mm | 500 x 185 | 500 x 235 | 550 x 270 | 670 x 340 | 860 x 450 |
| Spindle Centre to Table | mm | 450 | 450 | 500 (opt. 600) | 500 (opt. 600) | 550 (opt. 650) |
| Longitudinal Feed | M/min | 5 ~ 25 | 5 ~ 25 | 5 ~ 25 | 5 ~ 25 | 5 ~ 25 |
| Cross Feed - Hand Wheel | (mm/rev.) / (mm/grad.) | 5 / 0.02 | 5 / 0.02 | 5 / 0.02 | 5 / 0.02 | 5 / 0.02 |
| Cross Feed - Automatic | mm | 0.1~12 | 0.1~12 | 0.1~12 | 0.1~20 | 0.1~20 |
| Vertical Automatic Down Feed - AD5 | mm/Time | ~ | ~ | 0.001~0.099 | 0.001~0.099 | 0.001~0.099 |
| Vertical Feed - Hand Wheel | (mm/rev.) / (mm/grad.) | 2 / 0.01 | 2 / 0.01 | 2 / 0.005 | 2 / 0.005 | 2 / 0.005 |
| Vertical Feed - Rapid | (mm/min) | 450 | 450 | 350 | 350 | 350 |
| Wheel Speed | rpm | 2900 | 2900 | 2900 | 1450 | 1450 |
| Grinding Wheel | mm | Ø205 | Ø205 | Ø205 | Ø355 | Ø405 |
| Motor Power | kW/hp | 1.5 / 2 | 1.5 / 2 | 1.5 / 2 | 3 / 5 | 3 / 5 |
| Voltage | V | 415 | 415 | 415 | 415 | 415 |
| Weight | kg | 1100 | 1150 | 1550 | 1950 | 3500 |
| PRICE | ex GST | \$25,450 | \$25,950 | \$33,450 | \$38,500 | \$55,950 |
| PRICE | inc GST | \$27,995 | \$28,545 | \$36,795 | \$42,350 | \$61,545 |

Workshop Equipment / Lifting

Industrial Floor Fan

KOOL

FD-45 - Ø450mm

- 3 x fan speeds
- 450mm blade diameter
- 124 cub M/min flow rate
- Head tilts to 140°
- Strong steel chrome guard & frame
- 165W 240V motor, 1350rpm



Tilting Head 140°



| CODE | ex GST | inc GST |
|------|--------|---------|
| F026 | \$100 | \$110 |

Industrial Fans

KOOL

WF-75 & PF-75 - Ø750mm

- 3 x fan speeds
- 750mm blade diameter
- Flow rate 290 cubic M/min
- Oscillates to 90°
- 280W 240V motor, 1400rpm
- 1740 ~ 2120mm pedestal height adj. (PF-75)
- Head tilts to 120° (PF-75) & 30° (WF-75)



Tilting Head 120°



| CODE | ex GST | inc GST |
|------|--------|---------|
| F030 | \$140 | \$154 |

| CODE | ex GST | inc GST |
|------|--------|---------|
| F032 | \$150 | \$165 |

AF-30 Portable Industrial Axial Flow Fan

KOOL

- Industrial motor, 100% copper wound
- 60 cub M/min flow rate
- 300mm diameter • Chrome blade guard
- 345 Pa static pressure
- 520W 240V motor, 2900rpm
- Ideal for non-flammable fume extraction



| CODE | ex GST | inc GST |
|------|--------|---------|
| F050 | \$140 | \$154 |

DH-30 PVC Air Duct 5M x Ø300mm

KOOL




| CODE | ex GST | inc GST |
|------|--------|---------|
| F051 | \$50 | \$55 |

Shown Mounted to Fan

RFM-900 Rubber Floor Mat


HAFCO

- Ideal for the workshop
- Clips together for desired size area needed



Clips Together

910 x 910mm
10mm Thick



| CODE | ex GST | inc GST |
|------|--------|---------|
| M805 | \$29 | \$31.90 |

RFM-1500 Rubber Floor Mat

HAFCO

- Ideal to reduce fatigue in your legs, feet & back, while standing on hard surfaces for long periods of time



Tapered Edge

1505 x 905mm
8mm Thick



| CODE | ex GST | inc GST |
|------|--------|---------|
| M800 | \$40 | \$44 |

Industrial Wet & Dry Vacuum Cleaners

WDV-3P - 30 Litre

- 1200W 240V motor
- 30 Litre stainless steel tank
- 1500mm hose length with extendable wand
- Auto on/off switch for power tool connections

Includes: 1 x Round brush ✓
1 x Crevice tool ✓ 1 x Cloth filter ✓
1 x Wet & 1 x Dry floor nozzle ✓
1 x Pleated cartridge filter (WDV-3P) ✓
3 x Paper dust bags &
1 x Foam filter (WDV-3P) ✓



| CODE | ex GST | inc GST |
|------|--------|---------|
| V504 | \$200 | \$220 |

WDV-8 - 80 Litre

- 2400W (2 x 1200W industrial motors)
- Large 80 litre stainless steel tank
- 2600 litres per minute air flow
- 1500mm hose length

Includes: 1 x Round brush ✓
1 x Crevice tool ✓
1 x Cloth filter ✓
1 x Wet & 1 x Dry floor nozzle ✓



| CODE | ex GST | inc GST |
|------|--------|---------|
| V508 | \$400 | \$440 |

Workshop Equipment / Lifting

Engine Stands



ESS-450

- 450kg capacity
- Four caster wheels
- Support mount rotates 360°
- Two front wheels swivel
- 790mm centre height



| | | |
|------|--------|---------|
| CODE | ex GST | inc GST |
| A341 | \$100 | \$110 |

HES-907F

- 907kg capacity
- Heavy duty construction
- Five swivel caster wheels
- Support mount rotates 360°
- Fold-up legs for storing
- 815mm centre height



| | | |
|------|--------|---------|
| CODE | ex GST | inc GST |
| A340 | \$220 | \$242 |

ESR-450

- 450kg capacity
- 360° geared rotating engine mounting plate & arms
- Heavy duty steel frame construction
- Six swivel caster wheels
- Fold-up legs for storing



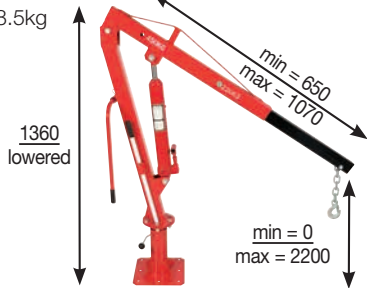
| | | |
|------|--------|---------|
| CODE | ex GST | inc GST |
| A337 | \$420 | \$462 |

Swivel Truck Cranes

TCS-450



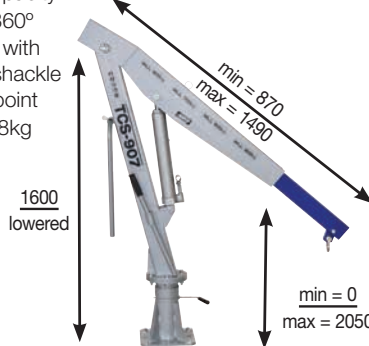
- 450kg capacity
- Swivels 360°
- Adjustable boom
- Weight 48.5kg



| | | |
|------|--------|---------|
| CODE | ex GST | inc GST |
| A353 | \$320 | \$352 |

TCS-907

- 900kg capacity
- Swivels 360°
- Supplied with 2T bow shackle at lifting point
- Weight 88kg



| | | |
|------|--------|---------|
| CODE | ex GST | inc GST |
| A354 | \$390 | \$429 |

UTECRANE500



- 800kg double line lift
- 500kg single line lift
- 360° working angle
- 12V DC electric winch



| | | |
|------|--------|---------|
| CODE | ex GST | inc GST |
| A356 | \$750 | \$825 |


Engine Cranes - 1.25 Tonne



HC-1.25T

- Double action manual hydraulic pump
- Portable on six swivelling caster wheels
- Adjustable lifting boom: 310kg, 625kg, 930kg or 1250kg
- T-bar handle with grips allows greater manoeuvrability control
- Fold-up legs for storage
- Tested to 1.25T to comply with Australian Standards

Automotive Package Deals Available Online



Engine Tilter
907kg Capacity
\$45 ex GST
\$49.50 inc GST (A3425)



Fold Up Legs

| | | |
|------------------|-----------|-------|
| MODEL | HC-1.25T | |
| ORDER CODE | A350 | |
| Lifting Capacity | Tonne | 1.25 |
| Operation Type | Hydraulic | |
| Weight | kg | 92 |
| PRICE | ex GST | \$390 |
| PRICE | inc GST | \$429 |



Vehicle Axle Stands

ARMAS3000R & ARMAS5000R

- Heavy duty, high quality ratchet type axle stands
- Tested to Australian standards
- A high quality axle stand that provides a safe & efficient means of supporting vehicles
- Sturdy welded construction for added safety & strength
- One piece ratchet bar provides superior strength & durability
- Easy to use quick adjustment mechanism that securely locks stands into position
- Supplied and priced as a set of 2 stands



| MODEL | ARMAS3000R | ARMAS5000R |
|------------------|---------------|------------|
| ORDER CODE | A3435 | A3445 |
| Capacity | Tonne 3000 | 5000 |
| Min./Max. Height | mm 295-440 | 385-620 |
| PRICE | ex GST \$140 | \$210 |
| PRICE | inc GST \$154 | \$231 |

Professional Hydraulic Trolley Jacks

Tested to Australian Standards

ARMM800QL

- 2000kg (2 Tonne)
- Fast "quick lift" two piston pump
- Polished ram & cylinder
- Stroke limitation system
- Quality & durable seals
- 695mm overall length



STEEL

ARMM901QL

- 2500kg (2.5 Tonne)
- Fast "quick lift" two piston pump
- 102mm low profile design
- Universal joint release control
- Ø125mm lifting point
- 770mm overall length



STEEL

ARMARJ2000

- 2000kg (2 Tonne)
- Aluminium design 23kg
- Fast "quick lift" two piston pump
- 97mm low profile design
- Universal joint release control
- Ø120mm lifting point
- 730mm overall length



ALLOY

| MODEL | | ARMM800QL | ARMM901QL | ARMARJ2000 |
|------------------|---------|-----------|-----------|------------|
| ORDER CODE | | J021 | J022 | J024 |
| Lifting Capacity | Tonne | 2 | 2.5 | 2 |
| Min.-Max. Height | mm | 130-470 | 102-520 | 97-490 |
| Weight | kg | 35.5 | 44 | 23 |
| PRICE | ex GST | \$362.73 | \$480 | \$635.45 |
| PRICE | inc GST | \$399 | \$528 | \$699 |



2059T Hydraulic Transmission Lifter

- 500kg capacity
- Hydraulic 2 stage telescopic lift
- 2 way tilting saddle - 9° forward, 17° rearward
- Minimum height - 820mm
- Maximum height - 1768mm
- Foot pedal allows use of both hands
- 4 x steel swivel caster wheels



| CODE | ex GST | inc GST |
|-------|--------|---------|
| A3452 | \$680 | \$748 |



VJ-680 Vehicle Positioning Jacks

- Includes set of two jacks
- 680kg load capacity per jack
- 270mm maximum tyre width
- 620mm maximum opening
- Hydraulic foot operated pump
- 360° low friction caster wheels
- 4 x heavy duty swivelling wheels



| CODE | ex GST | inc GST |
|------|--------|---------|
| A332 | \$320 | \$352 |



Mechanic's Seat & Stool

RSP-500 - Round Trolley Seat

- 5 swivel wheels
- Work tray under seat
- Ø300mm round padded seat rotates 360°
- Min. chair height = 380mm
- Max. chair height = 500mm

| CODE | ex GST | inc GST |
|------|--------|---------|
| A360 | \$50 | \$55 |



GSP-795 - Garage Stool

- Pneumatic seat adjusts from 675 - 795mm
- Ø360mm high density foam padded seat
- Chrome plated heavy duty steel frame with footrest
- Seat allows 360° rotation
- 135kg weight capacity

| CODE | ex GST | inc GST |
|------|--------|---------|
| A359 | \$90 | \$99 |



TCS-3 Mobile Tool Cabinet Seat



- 2 x magnetic fold up side (3 drawer) trays
- Padded seat for comfort
- Rear tool or screwdriver holder
- 4 x swivel caster wheels
- Ball bearing drawer slides
- 670 x 359 x 406mm (LxWxH)



| CODE | ex GST | inc GST |
|------|--------|---------|
| A001 | \$100 | \$110 |



MKP-2 Mobile Knee Pads

- 6 x oil resistant swivel caster wheels
- Shaped foam knee pads for cushion comfort
- Durable high impact plastic frame
- 113kg load capacity
- Built-in tool storage tray
- 640 x 255 x 90mm (L x W x H)

| CODE | ex GST | inc GST |
|-------|--------|---------|
| A3615 | \$40 | \$44 |



Workshop Equipment / Lifting

CHP-60 Hydraulic Chassis Punch Set

- Suitable for punching holes in sheet metal
- Includes 22.5, 28.3, 34.6, 43.2, 49.6, & 61.5mm punches
- 1.6mm mild steel capacity • 2mm MS capacity up to 28.3mm
- 12mm hole required before punching



| CODE | ex GST | inc GST |
|------|--------|---------|
| P020 | \$230 | \$253 |

PSW-100 Adjustable Pin Spanner Wrench Set



- 8 x drive pin sizes - Ø2.5, Ø3, Ø4, Ø5, Ø6, Ø7, Ø8 & Ø9mm
- Chrome vanadium forged steel - 250mm long
- Adjustable pin centres from 20mm - 100mm
- Knurled centre adjusting screw head
- Precision machined pins provide engagement with holes or slots



| CODE | ex GST | inc GST |
|------|--------|---------|
| P001 | \$90 | \$99 |

MGP-6R Ratcheting Gear Puller Set - 2 & 3 Jaw Type



- Jaws & thread made from chrome molybdenum
- Reversible jaws (internal or external)
- Ratchet action jaw lock alignment
- Includes 3 x 100mm & 3 x 175mm legs & a blow mould case



Watch Video



| CODE | ex GST | inc GST |
|------|--------|---------|
| P005 | \$120 | \$132 |

MGP-17 Puller Set with Slide Hammer



- 17 piece set
- Drop forged heat treated steel jaws
- 15-30mm internal diameter cap.
- 15-80mm external diameter cap.
- 3 sets 100mm legs



| CODE | ex GST | inc GST |
|------|--------|---------|
| P013 | \$110 | \$121 |

HGP-22 Hydraulic Gear Puller Kit



- 22 piece set
- 2 or 3 leg puller legs
- 10 Tonne hydraulic ram
- 100, 150 & 200mm pulling legs
- 35-115mm bearing separator
- 2 & 3 jaw yoke assembly & cross beam
- Extension rods & centring adaptors

10 Tonne Ram



| CODE | ex GST | inc GST |
|------|--------|---------|
| P011 | \$450 | \$495 |

BPK-30 Puller Kit Slide Hammer



- Specialised kit for extracting blind hole bearings
- Chrome plated steel slide hammer with t-handle
- 8 bearing extractor collects suit applications with an inside diameter between 8 to 32mm
- Collet sizes: 8,10,12,15,17,20,25,30mm
- Includes blow mould plastic storage case to keep set organised



| CODE | ex GST | inc GST |
|------|--------|---------|
| P015 | \$180 | \$198 |

PBR-10H Hydraulic Panel Beating Ram Kit



- 11 piece set • 4 x Pulling hooks
- 10 Tonne ram - 350~500mm
- 10 Tonne ram - 118~178mm
- 5 Tonne pull back ram - 613~483mm
- 4 Tonne ram - 276~408mm
- 4 Tonne ram - 42~58mm
- 2 Tonne mini ram - 139~215mm
- 2 Tonne pull back ram - 537~409mm




| CODE | ex GST | inc GST |
|------|--------|---------|
| A365 | \$270 | \$297 |

PBK-10H Hydraulic Panel Beating Kit



- 14 piece set, 2 stage fast/slow pump with hose and fittings
- 10 tonne ram with 130mm stroke
- 0.5 tonne spreader ram
- 78mm round rubber head
- 110, 265, 365 & 520mm extension tubes
- Cylinder toe, extension toe, base plate, tapered wedge head, round head & square head

10 Tonne





| CODE | ex GST | inc GST |
|------|--------|---------|
| A366 | \$250 | \$275 |

Workshop Equipment / Lifting

STT-4W Service Tool Tray



- 740 x 510 x 20mm top tray (LxWxD)
- 860 to 1200mm adjustable tray height
- Non slip rubber liner on tray
- 34kg total tray load capacity
- Padded extension on vertical support
- 605mm wide inside wheel frame
- 650mm deep from padded vertical support to front edge
- 4 x swivel wheels, 2 x include a brake



| CODE | ex GST | inc GST |
|------|--------|---------|
| T758 | \$160 | \$176 |

Motorcycle & ATV Lifters

MLR-454

- 454kg lifting capacity
- 200~770mm height
- Foot operated lever action hydraulic pump to lift platform
- Foot operated lever to lower platform
- Adjustable front wheel locking vice with rubber pads to assist bike stability, 0~170mm capacity
- Adjustable front support arms with two screw stabilisers
- Ramp can be detached from platform allowing closer access to bike
- 8 hole tie down points on platform, 4 each side
- Four steel caster wheels, (front wheels swivel)



| CODE | ex GST | inc GST |
|------|--------|---------|
| A349 | \$790 | \$869 |

Grease Guns



L-MPG MINI PISTOL
Hand Operated

| CODE | ex GST | inc GST |
|------|--------|---------|
| G070 | \$35 | \$38.50 |



L-PG450PV PISTOL GRIP
Hand Operated (suits 450g)

| CODE | ex GST | inc GST |
|------|--------|---------|
| G072 | \$90 | \$99 |



K29 - FLEXIGUN®
Hand Operated (suits 450g)

| CODE | ex GST | inc GST |
|------|--------|---------|
| G063 | \$130 | \$143 |



K7 - MINILUBE®
Manual Operated (suits 2.5kg)

| CODE | ex GST | inc GST |
|------|--------|---------|
| G060 | \$350 | \$385 |



P3 - POWERLUBE®
Pneumatic (suits 20kg)

| CODE | ex GST | inc GST |
|------|---------|---------|
| G062 | \$1,200 | \$1,320 |



Oil Transfer Pumps & Suction Gun

L-TUP1L TOP UP PUMP
Hand Operated (1 Litre)

| CODE | ex GST | inc GST |
|------|--------|---------|
| G076 | \$30 | \$33 |



C16 - SUCTION GUN
Hand Operated (500ml cap.)

| CODE | ex GST | inc GST |
|------|--------|---------|
| G065 | \$65 | \$71.50 |



MAOP20 - OIL TRANSFER PUMP
All Purpose - 20 Litre

| CODE | ex GST | inc GST |
|------|--------|---------|
| G077 | \$70 | \$77 |



Grease Cartridge - 450g

- A superior multi-purpose grease for low and high temperatures possessing excellent lubrication characteristics for a wide range of anti-friction and plain bearings, gears and couplings in automotive, marine, agricultural and industrial application



| CODE | ex GST | inc GST |
|------|---------|---------|
| G057 | \$18.18 | \$20 |



Workshop Equipment / Lifting

Parts Washers



APW-22 - Bench Model (22 Litre Tank)

- Sealed re-circulating motor and a flexible hose
- 240V pump - 113 Litres/hour
- 12 Litre fluid capacity
- Tank size 398 x 298 x 210mm
- Weight 7.5kg



| CODE | ex GST | inc GST |
|------|--------|---------|
| A370 | \$90 | \$99 |

APW-76 - Floor Model (76 Litre Tank)

- Sealed re-circulating motor and a flexible hose
- Fusible hinged lid will close in event of fire
- 240V pump - 180 Litres/hour
- 45 Litre fluid capacity
- Tank size 700 x 480 x 250mm
- Weight 26kg



| CODE | ex GST | inc GST |
|------|--------|---------|
| A368 | \$190 | \$209 |

APW-140 - Floor Model (140 Litre Tank)

- Sealed re-circulating motor and a flexible hose
- Fusible hinged lid will close in event of fire
- 240V pump - 180 Litres/hour
- 85 Litre fluid capacity
- Tank size 1060 x 520 x 270mm
- Weight 45kg



| CODE | ex GST | inc GST |
|------|--------|---------|
| A374 | \$270 | \$297 |

APW-BR Optional Brush

- 230mm Brush
- 405mm Flexible hose

| CODE | ex GST | inc GST |
|------|--------|---------|
| A376 | \$16 | \$17.60 |



Parts Washer - Concentrate

- Hafco MetalMaster Parts Cleaner is a water-based, safer alternative to solvent based degreaser. It is formulated for cleaning and degreasing engineering and industrial parts and washable surface.
- Dilution Rate 1 : 10
- Water Based
- Non toxic, non flammable, non caustic, non hazardous



PWC5

PWC20

| MODEL | | PWC5 | PWC20 |
|------------|---------|---------|-------|
| ORDER CODE | | A378 | A377 |
| Size | Litres | 5 | 20 |
| Makes | Litres | 50 | 200 |
| PRICE | ex GST | \$39 | \$130 |
| PRICE | inc GST | \$42.90 | \$143 |

Electric Motors - 240V

- TEFC - (Totally enclosed fan cooled)
- Reversible motors
- Thermal overload with manual reset
- Foot mounted



EM2-14

For full specifications see www.machineryhouse.com.au



| MODEL | hp | VOLTAGE | Amp | SHAFT | rpm | CODE | ex GST | inc GST |
|---------|-----|---------|-----|-------|------|------|--------|---------|
| EM1-14 | 1 | 240V | 10 | Ø5/8" | 1440 | E040 | \$220 | \$242 |
| EM2-14 | 2 | 240V | 10 | Ø19mm | 1440 | E092 | \$310 | \$341 |
| EM25-28 | 2.5 | 240V | 15 | Ø19mm | 2800 | E084 | \$270 | \$297 |
| EM3-28 | 3 | 240V | 15 | Ø19mm | 2800 | E112 | \$290 | \$319 |

Workshop Equipment / Lifting

Platform Trolley's

- Ideal for stores & workshops to greatly minimise back injury

RST-300

- 2 fixed & 2 swivel solid rubber wheels
- Soft foam hand grip
- Fold flat for storage

RST-300P

- 2 fixed & 2 swivel pneumatic wheels
- Soft foam hand grip
- Fold flat for storage



| MODEL ORDER CODE | RST-300 T670 | RST-300P T672 |
|----------------------|---------------------|------------------|
| Load Capacity | kg 300 | 300 |
| Handle Type | Folds Flat | Folds Flat |
| Wheel Type / mm | Solid Rubber / Ø127 | Pneumatic / Ø203 |
| Base Size | mm 910 x 610 | 910 x 610 |
| Weight | kg 16 | 22.7 |
| PRICE ex GST | \$100 | \$150 |
| PRICE inc GST | \$110 | \$165 |

Lifter Trolleys



LT & LTH Series

- Ideal for stores & workshops to greatly minimise back injury
- Easy foot operated hydraulic action
- Positive wheel lock for safety
- Four wheels with the rear two swivelling

Extra Features: LTH Series

- Smooth action hand lever for lowering table
- Heavy duty 125 x 35mm ball bearing wheels
- Heavy steel construction for extra rigidity
- Handle folds flat for easy storage (J055)
- Quality products sold for over 15 years



| MODEL ORDER CODE | LT-227 J049 | LT-360 J051 | LTH-500 J055 | LTH-350 J052 |
|-----------------------|-------------------|--------------|--------------|---------------|
| Load Capacity | kg 227 | 360 | 500 | 350 |
| Lift Height | mm 710 | 775 | 900 | 1300 |
| Min. Table Height | mm 225 | 240 | 280 | 350 |
| Table Length | mm 708 | 820 | 815 | 910 |
| Table Width | mm 450 | 520 | 500 | 500 |
| Shipping Dim. (LxWxH) | cm 83 x 51 x 31.5 | 95 x 57 x 33 | 97 x 55 x 55 | 101 x 55 x 53 |
| Weight | kg 51 | 51 | 102 | 127 |
| PRICE ex GST | \$300 | \$400 | \$560 | \$670 |
| PRICE inc GST | \$330 | \$440 | \$616 | \$737 |

PT-2500 Hydraulic Pallet Truck



- 2500kg load capacity • Fork: 1220 x 685mm (LxW)
- Polyurethane-coated cast iron wheels
- 180° turning circle with dual front wheels
- 3-stage control lever with overload bypass valve
- Fork legs reinforced with welded box section
- Front guide wheel to assist with pallet entry



Lift Height 85-195mm



| MODEL ORDER CODE | PT-2500 J061 |
|----------------------|--------------|
| PRICE ex GST | \$360 |
| PRICE inc GST | \$396 |

FLA-2T Forklift Jib Attachment



- T bar screw locks for fork tine's
- Swivel hook with latch
- Steel construction with 465mm fork tine centres
- 1200mm safety chain
- Complies with standard AS/NZS2359.1



* Forklift capacity must be rated W.L.L 2 Tonne (2000kg) or greater

| MODEL ORDER CODE | FLA-2T C195 |
|----------------------|--------------|
| PRICE ex GST | \$320 |
| PRICE inc GST | \$352 |

Workshop Equipment / Lifting

Chain Blocks

- Double pawl spring mechanism
- Spring loaded safety latches
- Single fall load chain for increased speed
- G80 grade load lifting chain
- Complies with ASNZS1418.2



| MODEL | | HS-S 1T 3M | HS-S 1T 6M | HS-S 2T 3M |
|--------------|----------------|--------------|--------------|--------------|
| ORDER CODE | | C143 | C144 | C145 |
| Capacity | Tonne | 1 | 1 | 2 |
| Lift Height | metres | 3 | 6 | 3 |
| PRICE | ex GST | \$120 | \$150 | \$160 |
| PRICE | inc GST | \$132 | \$165 | \$176 |



Girder Trolleys

- Suits universal & I-beams
- Ball bearing wheels
- Complies with ASNZS1418.2



| MODEL | | HGT-1T | HGT-2T |
|--------------|----------------|--------------|-----------------|
| ORDER CODE | | C147 | C148 |
| Capacity | Tonne | 1 | 2 |
| Beam Width | mm | 64 - 203 | 88 - 203 |
| PRICE | ex GST | \$120 | \$165 |
| PRICE | inc GST | \$132 | \$181.50 |




Girder Clamp

- Heavy duty construction
- Suits I-beams & universal beams
- Complies to AS/NZS4991



| MODEL | | HGC-1T |
|--------------|----------------|----------------|
| ORDER CODE | | C146 |
| Capacity | Tonne | 1 |
| Beam Width | mm | 75 - 230 |
| PRICE | ex GST | \$65 |
| PRICE | inc GST | \$71.50 |



Lever Blocks

- Robust all steel construction
- Super strength alloy load chain - 1.5T, 3T & 6T models fitted with grade 100 chain (GLHLL075 & GLHLL150)
- All hooks fitted with spring safety latch
- Durable stainless steel labels
- Complies with ASNZS1418.2
- Meets or exceeds other International Standards such as GS, CE & ANSI



| MODEL | | GLH025 | GLH050 | GLHLL075 | GLHLL150 |
|--------------|----------------|--------------|-----------------|--------------|--------------|
| ORDER CODE | | C171 | C172 | C173 | C174 |
| Capacity | Tonne | 0.25 | 0.5 | 0.75 | 1.5 |
| Lift Height | metres | 1 | 1.5 | 1.5 | 1.5 |
| PRICE | ex GST | \$120 | \$155 | \$200 | \$260 |
| PRICE | inc GST | \$132 | \$170.50 | \$220 | \$286 |

Universal Plate Clamps

GVC016, GVC020

- 1.6 Tonne (GVC016)
- 2 Tonne (GVC020)
- Robust all steel construction
- Durable stainless steel labels
- Complies with ASNZS1418.2
- Meets or exceeds other International Standards such as GS, CE & ANSI



| Load Capacity | Plate Thickness | Nett Weight | Speed m/min | CODE | ex GST | inc GST |
|---------------|-----------------|-------------|-------------|------|--------------|--------------|
| 1.6 Tonne | 0-20mm | 8kg | 3.6 | C177 | \$130 | \$143 |
| 2 Tonne | 0-20mm | 8.5kg | 4.6 | C178 | \$160 | \$176 |

MGT-1T Mobile Girder Rail 1 Tonne

- 1 tonne load capacity
- 2540 - 3600mm adjustable gantry height with quick release safety locking pins - both ends
- 2300mm inside frame clearance
- 2600mm outside frame width
- 4 x swivel caster wheels with brake
- 76mm I beam width



| MODEL | | MGT-1T |
|-------------------|----------------|-----------------|
| ORDER CODE | | C188 |
| Load Capacity | kg | 1000 |
| Inside Width | mm | 2300 |
| Ship Dim. (LxWxH) | cm | 228.5 x 52 x 21 |
| Weight | kg | 136 |
| PRICE | ex GST | \$850 |
| PRICE | inc GST | \$935 |



Package Deal
C188 - Girder Rail,
C143 - 1Tx3M Chain Block,
C147 - 1T Girder Trolley
\$1,122 inc GST (K088)
SAVE \$77

Workshop Equipment / Lifting

Compact Wire Rope Hoists



- Designed for use on building sites and multi-storey units, these compact electric rope hoists are also suitable for a wide range of applications in warehouses, storage areas, factories, etc.
- Light weight and compact design
- Sensor arm automatically stops motor if the wire rope is under-wound
- Dynamic & mechanical brake providing instant & safe braking
- Automatic upper limit switch, when rope disc touches the limit arm
- Lower overwind limit switch
- Convenient 240 volt/single phase power supply
- Wire rope with 360° hook with safety latch
- Includes 3 metre power lead & plug, 10 metre heavy duty IP65 waterproof pendant control
- Complies with AS/NZS 1418.2 standard



| Model | Lift Capacity | Lift Height | Speed m/min | Voltage | CODE | ex GST | inc GST |
|--------|---------------|-------------|-------------|---------|------|---------|---------|
| TBH250 | 250kg | 30 metre | 19 | 240 | H257 | \$1,250 | \$1,375 |
| TBH500 | 500kg | 30 metre | 13 | 240 | H259 | \$1,690 | \$1,859 |

Electric Chain Hoists

- Light weight, compact design with high efficiency motor
- Pressed steel structure, high strength body
- High tensile alloy steel top & bottom hooks
- Grade 80 - 7.1mm alloy steel load chain
- Limit switches fitted at top and bottom ends to prevent chain run-out
- 240V, 1200 watts, single speed motor
- 415V, 400/1200 watts, 2 speed motor



Complies with AS/NZS1418.2



Load limited & thermal prevention device fitted

| Model | Lift Capacity | Lift Height | Speed m/min | Voltage | CODE | ex GST | inc GST |
|-------------|---------------|-------------|-------------|---------|-------|---------|---------|
| TECH0103 | 1 Tonne | 3 metre | 6 | 240 | H250 | \$2,400 | \$2,640 |
| TECH2SP0103 | 1 Tonne | 3 metre | 1.2/3.5 | 415 | H2562 | \$2,700 | \$2,970 |
| TECH0106 | 1 Tonne | 6 metre | 6 | 240 | H251 | \$2,700 | \$2,970 |
| TECH2SP0103 | 1 Tonne | 6 metre | 1.2/3.5 | 415 | H2561 | \$3,100 | \$3,410 |
| TECH0203 | 2 Tonne | 3 metre | 3 | 240 | H254 | \$2,800 | \$3,080 |
| TECH0206 | 2 Tonne | 6 metre | 3 | 240 | H255 | \$3,200 | \$3,520 |
| TECH0206-ET | 2 Tonne | 6 metre | 3 | 240 | H2551 | \$4,650 | \$5,115 |


Load Skates & Accessories



- GLS-10T & GLS-15T load skates are designed to facilitate the moving, positioning or installation of a wide range of loads over short distance.
- GLSK20-1 packing plates have a rubber cushion pad that protects the surface of your load and fits directly onto the load skate & helps the load from not sliding off.
- GLSK20-5-8-DB turntable & handle have a rubber cushion pad & fits directly onto the load skate & allows the skate to maneuver around corners.
- The GLS-20T-KIT load skate kit includes 4 x 10T load skates, 2 x turntables & handles, 2 x packing plates, 2 x link bars, 1 x storage case & draw bar


GLS-10T 10T Load Skate

\$140 ex GST
\$154 inc GST (C167)



GLSK20-1 Packing Plate

\$150 ex GST
\$165 inc GST (C1681)



GLSK20-5-8-DB Turntable & Handle

\$230 ex GST
\$253 inc GST (C168)



GLS-20T-KIT 20T Load Skate Kit

\$950 ex GST
\$1,045 inc GST (C169)



Bow Shackles



- Suitable applications: Marine, agricultural, towing, & general industrial
- Galvanised finish with yellow painted pin
- "Grade S" compliant & meets the requirement of AS 2741

| Model | Capacity | Body Dia. | Pin Dia. | ORDER CODE | ex GST | inc GST |
|--------|-----------|-----------|----------|------------|---------|---------|
| GSSB11 | 1.5 Tonne | 11mm | 13mm | H350 | \$5.00 | \$5.50 |
| GSSB13 | 2.0 Tonne | 13mm | 16mm | H352 | \$6.50 | \$7.15 |
| GSSB16 | 3.2 Tonne | 16mm | 19mm | H354 | \$9.00 | \$9.90 |
| GSSB19 | 4.7 Tonne | 19mm | 22mm | H356 | \$13.50 | \$14.85 |
| GSSB25 | 8.5 Tonne | 25mm | 29mm | H358 | \$27.00 | \$29.70 |
| GSSB29 | 9.5 Tonne | 29mm | 32mm | H360 | \$36.00 | \$39.60 |



Vertical Drum Clamp Lifter

GDLC

- For easy lifting and tilting of 20, 60 & 205 litre steel or plastic drums
- High grade hooks
- Alloy steel chain
- Built to industrial standards
- 6 x 18 x 500mm chain



CODE ex GST inc GST
C1775 \$100 \$110



Lifting Slings

- Made from polyester • Meets Australian standards



| Capacity | Length | ORDER CODE | FLAT SLINGS | |
|----------|--------|------------|-------------|---------|
| | | | ex GST | inc GST |
| 1 Tonne | 1M | H316 | \$9 | \$9.90 |
| 1 Tonne | 2M | H318 | \$13 | \$14.30 |
| 1 Tonne | 3M | H320 | \$18 | \$19.80 |
| 2 Tonne | 2M | H322 | \$22 | \$24.20 |
| 2 Tonne | 3M | H324 | \$27 | \$29.70 |

| Capacity | Length | ORDER CODE | ROUND SLINGS | |
|----------|--------|------------|--------------|---------|
| | | | ex GST | inc GST |
| 1 Tonne | 1M | H300 | \$9 | \$9.90 |
| 1 Tonne | 1.5M | H305 | \$12 | \$13.20 |
| 1 Tonne | 2M | H308 | \$13 | \$14.30 |
| 1 Tonne | 3M | H307 | \$20 | \$22.00 |
| 2 Tonne | 1.5M | H310 | \$15 | \$16.50 |
| 2 Tonne | 2M | H314 | \$20 | \$22.00 |
| 2 Tonne | 3M | H312 | \$27 | \$29.70 |



Ratchet Tie Down Straps

| Cap. | Size | ORDER CODE | RATCHET STRAPS | |
|--------|---------|------------|----------------|---------|
| | | | ex GST | inc GST |
| 750kg | 5Mx25mm | H280 | \$12.73 | \$14 |
| 1500kg | 6Mx35mm | H282 | \$20.45 | \$22.50 |
| 2500kg | 9Mx50mm | H284 | \$25.23 | \$27.75 |



Digital Crane Scale



DCS-1T - 1000kg

- Hi resolution back-light LCD display screen 40 x 63mm
- Convenient swivel shackle & hook with latch
- Large number display 22 x 11mm (high x width)
- 0.5kg increments
- Can be used in kilograms (kg) or pound (lb)



Left Top View

CODE ex GST inc GST
C191 \$320 \$352



Sandblasting

Sandblasting Cabinets



SB-100

- Portable but rugged steel cabinet
- Acrylic protective screen with replaceable shield
- Recommended to use 1 x 25kg abrasive grit & with a dust collector
- Recommended Free Air Delivery: 254L/min. @ 100psi
- Complete with internal low-voltage light, extra replacement shield, gloves, gun & ceramic tips



SB-200

- Heavy-duty steel cabinet, includes stand & hopper
- Acrylic protective screen with replaceable shield
- Stands approx. 1.4 metres high
- Recommended to be used with dust collector
- Recommended to use 2 x 25kg abrasive grit
- Recommended Free Air Delivery: 340L/min. @ 100psi
- Complete with internal low-voltage LED light, tempered glass screen with replacement shields, gloves, gun & ceramic tips



| | | |
|------|--------|---------|
| CODE | ex GST | inc GST |
| S288 | \$200 | \$220 |

INSIDE CABINET SIZE
(LxWxH) 590 x 500 x 300-360mm

| | | |
|------|--------|---------|
| CODE | ex GST | inc GST |
| S289 | \$290 | \$319 |

INSIDE CABINET SIZE
(LxWxH) 835 x 510 x 360-550mm

SB-375

- Pressure regulator with gauge
- 2 doors for easy access with safety interlocks
- Stands approx. 1 metres high
- Recommended to use 3 x 25kg abrasive grit
- Recommended Free Air Delivery: 340L/min. @ 100psi
- Complete with internal LED low-voltage light, tempered glass screen with replacement shields, gloves, gun & ceramic tips
- Includes dust extraction




Includes Dust Extraction



Includes Led Lighting



Filter Cleaner Push System



Inside Cabinet


| | | |
|------|---------|---------|
| CODE | ex GST | inc GST |
| S300 | \$1,090 | \$1,199 |

INSIDE CABINET SIZE
(LxWxH) 940 x 600 x 340-580mm

SBP-215



- Portable hopper on wheels
- 19 litre hopper capacity
- Industrial blasting gun & 2 metres of hose
- Includes 1/16" & 1/8" air jet
- 1/16" air jet requires 6cfm
- 1/8" air jet requires 25cfm



| | | |
|------|--------|---------|
| CODE | ex GST | inc GST |
| S334 | \$260 | \$286 |

INSIDE HOPPER SIZE
Ø270 x 520mm approx



Made in Taiwan

Garnet & Inda Glass Beads Garnet:

- Suitable on all stainless steel, anti-magnetic steel & all speciality alloys
- Tough, durable garnet grains produce far less dust when blasting. You can see better, work cleaner.
- Low consumption means you buy less, load less, clean up less and consequently dispose of less.
- Inda Glass: Precise control for peening, cleaning, finishing, & de-burring processes



| TYPE | 25kg | | 1Tonne | |
|---------------|------|----------------|--------|-----------------|
| | CODE | ex GST inc GST | CODE | ex GST inc GST |
| Medium Garnet | S296 | \$36 \$39.60 | S296T | \$1,250 \$1,375 |
| Coarse Garnet | S295 | \$36 \$39.60 | S295T | \$1,250 \$1,375 |
| Glass | S297 | \$65 \$71.50 | S297T | \$2,350 \$2,585 |



Consumables

| Type | CODE | ex GST | inc GST |
|--|---------|---------|---------|
| SHIELD FILM (Pack x 5) suits SB-100 | SC100 | \$18.90 | \$20.79 |
| SHIELD FILM (Pack x 5) suits SB-200, 375, 420 | SC004 | \$17.00 | \$18.70 |
| GLOVES suits SB-100, 200, 375, 420 & 990 | 2SC0035 | \$36.50 | \$40.15 |
| BLAST GUN suits SB-100, 200, 375 | 6SC0042 | \$43.05 | \$47.36 |
| 4.5mm NOZZLE (Pack x 2) suits SB-100, 200, 375 | 6SC0059 | \$14.00 | \$15.40 |
| 5.0mm NOZZLE (Pack x 2) suits SB-100, 200, 375 | 6SC0060 | \$14.00 | \$15.40 |
| 6.0mm NOZZLE (Pack x 2) suits SB-100, 200, 375 | 6SC0061 | \$14.00 | \$15.40 |
| 7.0mm NOZZLE (Pack x 2) suits SB-100, 200, 375 | 6SC0062 | \$14.00 | \$15.40 |



Sandblasting Cabinets



- Foot operated industrial blast gun
- Internal LED lighting system
- Built in 240V vacuum and filter system at rear of sandblast cabinet
- Powder coated steel construction
- Recommended Free Air Delivery: 680L/min. @ 100psi
- Natural rubber-vinyl blast gloves
- Fitted with an air regulator
- Recommended to use 3 x 25kg abrasive grit
- Complete with gloves, air regulator, internal LED low-voltage light, air industrial duty blast gun with ceramic tips & extra shield

SB-420

- 2 side doors and front opening panel for easy access
- Stands 1675mm high with door closed



Includes Dust Extraction

Includes Led Lighting



SB-420 INSIDE CABINET SIZE
(LxWxH) 1200 x 600 x 340-570mm

| CODE | ex GST | inc GST |
|------|---------|---------|
| S302 | \$1,590 | \$1,749 |

SBC-990

- Heavy duty foot pedal design with brass flow valve
- 2 x gas struts to assist front door opening with 2 x safety interlocks
- Stands 1770mm high with door closed



Industrial Duty Blast Gun



Blast Media Removal



Includes Led Lighting



SBC-990 INSIDE CABINET SIZE
(LxWxH) 1175 x 885 x 625-845mm

| CODE | ex GST | inc GST |
|------|---------|---------|
| S305 | \$2,190 | \$2,409 |

Consumables

| To suit SB-420 & SBC-990 | CODE | ex GST | inc GST |
|------------------------------------|---------|---------|---------|
| FILM - Light (Pkt 5) SB-420 only | 3SC0005 | \$15.09 | \$16.60 |
| FILM - Light (Pkt 3) SBC-990 only | 7SC0030 | \$13.13 | \$14.44 |
| FILM - Screen (Pkt 5) SB-420 only | SC004 | \$17.00 | \$18.70 |
| FILM - Screen (Pkt 4) SBC-990 only | 7SC0024 | \$24.00 | \$26.40 |
| NOZZLE 6mm (Pkt 2) | 3SC0206 | \$16.36 | \$18.00 |
| NOZZLE 7mm (Pkt 2) | 3SC0207 | \$17.00 | \$18.70 |
| GLOVES | 2SC0035 | \$36.50 | \$40.15 |
| BLAST GUN | 3SC0300 | \$60.00 | \$66.00 |
| AIR JET & SLEEVE | 7SC5155 | \$32.68 | \$35.95 |



SC004



3SC0206



2SC0035



3SC0300

Industrial Sandblasting Dust Cyclone Extractor

SB-C870

- 2-Stage filtration
- High volume flow rate for superior visibility whilst sandblasting
- Polyester Terephthalate (PET) pleated filter cartridge, filters out particulates 5 micron or larger
- Induction motor for smooth & quiet operation
- Powder coated steel construction
- Conveniently mounted on/off switch
- Includes: 1.5m of 100mm flexible dust hose, flange mount hose chute, mounting template, fixing hardware to attach sandblast cabinets

| CODE | ex GST | inc GST |
|------|--------|---------|
| S310 | \$850 | \$935 |



Attached to Sandblast Cabinet



Filter unit inside



22L catch bin

Compressors & Accessories



Industrial Vertical Air Receivers

- Manufactured to AS1210-3 and supplied with manufacturer's data report
- Supplied as standard with safety valve, pressure gauge and manual condensate drain
- Finished in industrial grade enamel
- Custom build and horizontal air receivers available on request



Pilot Air Guarantee Pilot Air, Tried, Tested and Proven for over 40 Years

- Pilot Air promises expertise, support & value - that's exactly what we deliver
- All compressors are individually tested prior to shipping
 - Warranty: 12 month warranty
- Backed by a nationwide service network
- Custom built compressors also available

| MODEL | | 3100150 | 3100300 | 3100600 | 31001000 |
|----------------|----------------|----------------|----------------|----------------|----------------|
| ORDER CODE | | C550 | C552 | C555 | C556 |
| Tank Capacity | Litre | 150 | 300 | 600 | 1000 |
| Max. Pressure | PSI/KPA | 160 / 1100 | | | |
| Inlet/Outlet | Thread | 1-1/2" | | | |
| Tank Diameter | mm | 420 | 600 | 600 | 800 |
| Overall Height | mm | 1550 | 1700 | 1900 | 2460 |
| PRICE | ex GST | \$1,300 | \$1,800 | \$3,100 | \$4,850 |
| PRICE | inc GST | \$1,430 | \$1,980 | \$3,410 | \$5,335 |



SUPER 16



Air Compressors Hi-Flow Series

HAFCO SUPER 16

- Hi-flow series
- Quality, slow-running, efficient compressors suitable for home or factory use
- Belt driven air compressor
- Long lasting cast iron pump with stainless steel valves
- Fully automatic electric cut in/out
- Thermal overload motor protection
- Includes filter regulator



SUPER 16



HAFCO SS30

- Compact twin tank design
- Highly efficient reed valves
- Honda petrol engine with Honda
- National Service Network
- Anti vibration rubber pads



SS30 Industrial

Compressor Pumps

- C12 - twin cylinder pump
- C16 - triple cylinder pump



C12



C16

| Model | Suits | CODE | ex GST | inc GST |
|-------|----------|------|--------|---------|
| C12 | Super 12 | C397 | \$450 | \$495 |
| C16 | Super 16 | C399 | \$600 | \$660 |

| MODEL | | SUPER 16 | SUPER 16 | SS30 |
|-----------------------|----------------|----------------|----------------|----------------|
| ORDER CODE | | C342 | C345 | C332 |
| Tank Capacity | Litres | 60 | 125 | 150 |
| Displacement | CFM / L/min | 16.0 / 453 | 16.0 / 453 | 33 / 934 |
| Free Air Delivery | CFM / L/min | 11.6 / 328 | 11.6 / 328 | 21.5 / 609 |
| Cylinders | Pump Type | 3 x W-Triple | 3 x W-Triple | 3 x W-Triple |
| Motor / Engine | Type | Electric | Electric | Electric |
| Motor Power | kW / hp | 2 / 3 | 2 / 3 | 5.62 / 7.5 |
| Voltage | V / Amps | 240 / 15 | 240 / 15 | 415 / 15 |
| Shipping Dim. (LxWxH) | cm | 100x40x74 | 150x50x95 | 150x60x110 |
| Weight | kg | 84 | 114 | 160 |
| PRICE | ex GST | \$1,270 | \$1,690 | \$2,900 |
| PRICE | inc GST | \$1,397 | \$1,859 | \$3,190 |



Other Models Available Online



TM325i+, TM420SDi+, TM420SDL+

- The TM Series is Pilot Air's most popular air compressors
- Designed & built with high quality & oversized components for longer, trouble-free life with less wear & tear. Ideal for heavy duty use in trades that need a reliable & durable air source
- Air receivers built to Australian Standard
- Twin cast iron cylinder compressor pump
- Includes fitted air pressure regulator



K25SDL Super Duty

- Exceptional durability and efficiency make this 240V compressor suitable for the most heavy duty industrial use
- Ideal for truck and forklift tyres
- Slow revving 2-stage pump, 1100kpa / 160psi
- Air receivers built to Australian Standard



K17 DUPLEX

- Designed for where three phase power is not available, but a compressor with a higher output than a standard 240 volt compressor is needed
- 2 x compressor pumps made in Italy
- 2 x 2.2kW motors
- Requires 2 x 240V 15Amp power supply



√ 3-year warranty on pumps



Reciprocation Compressor Oil Available



3 Micron Pre-Filter for Refrigerated Air Dryer

Pilot Air Guarantee

Pilot Air, Tried, Tested and Proven for over 40 Years

- Pilot Air promises expertise, support & value - that's exactly what we deliver
- All compressors are individually tested prior to shipping
 - Warranty: 1 year on all components
 - Backed by a nationwide service network
 - Custom built compressors also available

| MODEL ORDER CODE | | TM325i+ C5031 | TM420SDi+ C5041 | TM420SDL+ C5051 | K25SDL C511 | K17 DUPLEX C515 |
|-----------------------|----------------|---------------|-----------------|-----------------|----------------|-----------------|
| Tank Capacity | Litre | 50 | 50 | 100 | 100 | 147 |
| Cylinders / Stages | | 2 / 1 | 2 / 1 | 2 / 1 | 2 / 2 | 2 x 2 / 1 |
| Max. Pressure | PSI / KPA | 145 / 1000 | 145 / 1000 | 145 / 1000 | 160 / 1100 | 145 / 1000 |
| Free Air Delivery | L/min | 196 | 256 | 256 | 289 | 557.4 |
| Motor Power | kW | 1.8 | 2.2 | 2.2 | 2.2 | 2 x 2.2 |
| Volts / Amps | V / Amp | 240 / 10 | 240 / 15 | 240 / 15 | 240 / 15 | 2 x 240 / 15 |
| Shipping Dim. (LxWxH) | cm | 99 x 40 x 70 | 99 x 40 x 75 | 115 x 49 x 89 | 143 x 63 x 103 | 150 x 58 x 115 |
| Weight | kg | 55 | 80 | 90 | 100 | 185 |
| PRICE | ex GST | \$900 | \$950 | \$1,270 | \$2,100 | \$4,900 |
| PRICE | inc GST | \$990 | \$1,045 | \$1,397 | \$2,310 | \$5,390 |



Compressors & Accessories

Pilot Air Guarantee

Pilot Air, Tried, Tested and Proven for over 40 Years

- Pilot Air promises expertise, support & value - that's exactly what we deliver
- All compressors are individually tested prior to shipping
 - Warranty: 3 years on pump, 1 year on all other components
- Backed by a nationwide service network
- Custom built compressors also available

√ 3-year warranty on pumps



Industrial Air Compressors

pilotair K Series - 415V

- High performance, heavy duty compressors, ideally suited for workshops and factories
- Two stage Italian made compressor pumps with after-cooler and inter-cooler for greater free air delivery and higher pressure
- Cast iron cylinders and stainless steel valves
- Available in both horizontal & vertical configurations
- Made to Australian Standard AS1210
- Performance tested to AS4637



| MODEL | | K25/21 | K30 | K30Vi | K50 | K60 | K100 |
|-----------------------|----------------|----------------|-----------------|-----------------|----------------|-----------------|-----------------|
| ORDER CODE | | C521 | C525 | C5261 | C529 | C532 | C535 |
| Tank Capacity | Litres | 150 | 200 | 270 | 268 | 500 | 500 |
| Cylinder / Stages | | 2 / 2 | 2 / 2 | 2 / 2 | 2 / 2 | V4 / 2 | V4 / 2 |
| Max. Pressure | PSI / KPA | 160 / 1100 | 160 / 1100 | 145 / 1000 | 160 / 1100 | 160 / 1100 | 160 / 1100 |
| Free Air Delivery | L/min | 454 | 681 | 681 | 888 | 1353 | 1913 |
| Motor Power | kW / hp / V | 4 / 5.5 / 415 | 5.5 / 7.5 / 415 | 5.5 / 7.5 / 415 | 7.5 / 10 / 415 | 11 / 15 / 415 | 15 / 20 / 415 |
| Shipping Dim. (LxWxH) | cm | 147 x 58 x 96 | 148 x 58 x 113 | 86 x 85 x 214 | 155 x 61 x 126 | 190 x 70 x 140 | 205 x 70 x 160 |
| Weight | kg | 170 | 190 | 190 | 260 | 420 | 480 |
| PRICE | ex GST | \$3,350 | \$4,200 | \$5,350 | \$5,630 | \$9,700 | \$13,600 |
| PRICE | inc GST | \$3,685 | \$4,620 | \$5,885 | \$6,193 | \$10,670 | \$14,960 |

Compressor Pumps

Full range of Pilot Air pumps available



K25 (454L/Min) 2 Cylinder 2 Stage

| CODE | ex GST | inc GST |
|------|---------|---------|
| C395 | \$1,400 | \$1,540 |

SV202 (454L/Min) Cast Iron Twin Cylinder

| CODE | ex GST | inc GST |
|-------|--------|---------|
| C394V | \$660 | \$726 |



Refrigerated Air Dryers

pilotair TFD - 240V

- The high efficiency condensate separator
- Designed to operate with high humidity levels
- Up to 30.9% higher flow rate than previous model
- 3 micron "Pre" filter required



| MODEL | | TFD-6 | TFD-10 | TFD-15 | TFD-22 | TFD-30 |
|--------------|----------------|----------------|----------------|----------------|----------------|----------------|
| ORDER CODE | | C5441 | C5451 | C5461 | C5471 | C5481 |
| Flow Rate | L/Min. | 594 | 990 | 1500 | 2208 | 3000 |
| PRICE | ex GST | \$2,200 | \$2,200 | \$2,850 | \$3,200 | \$3,950 |
| PRICE | inc GST | \$2,420 | \$2,420 | \$3,135 | \$3,520 | \$4,345 |

For further information please visit our website www.machineryhouse.com.au



K17P UTE



Other Models Available Online

Industrial Air Compressors

pilotair K Series - Petrol

- Ideal for use in service vehicles and applications where electricity is unavailable
- Two stage Italian made compressor pumps with after-cooler and inter-cooler for greater free air delivery and higher pressure (K25PR, K30P)
- Pneumatic automatic idle down control
- Cast iron cylinders and stainless steel valves
Performance tested to AS4637
- Made to Australian Standard AS1210
- Honda petrol or Kohler diesel engines
- Battery & leads not included (K30P)



√ 3-year warranty on pumps & engines



Electric start - K30P

√ Diesel models available

| MODEL | | K17P | K17P UTE | K25PR | K30P |
|-----------------------|----------------|----------------|----------------|----------------|----------------|
| ORDER CODE | | C506 | C510 | C507 | C509 |
| Tank Capacity | Litres | 100 | 45 | 150 | 200 |
| Cylinder / Stages | | 2 / 1 | 2 / 1 | 2 / 2 | 2 / 2 |
| Max. Pressure | PSI / KPA | 145 / 1000 | 145 / 1000 | 160 / 1100 | 160 / 1100 |
| Free Air Delivery | L/min | 308 | 308 | 457 | 812.2 |
| Petrol Motor | Type | HONDA GX160 | HONDA GX160 | HONDA GX270 | HONDA GX390 |
| Shipping Dim. (LxWxH) | cm | 120 x 46 x 80 | 75 x 71 x 50 | 140 x 46 x 95 | 145 x 58 x 109 |
| Weight | kg | 65 | 70 | 200 | 220 |
| PRICE | ex GST | \$2,690 | \$3,220 | \$4,140 | \$6,950 |
| PRICE | inc GST | \$2,959 | \$3,542 | \$4,554 | \$7,645 |

Compressors & Accessories



Other Models Available Online

Industrial Air Compressor & Refrigerated Air Dryer

pilotair Package Deal
Expertise, Support, Value.

Package Includes

- K25/21 Industrial 415V air compressor (C521)
- TFD-6 Refrigerated 240V air dryer (C5441)
- Ftp012 Refrigerated air dryer - pre-filter (C546A)
- Ftx012 Refrigerated air dryer - post-filter (C546B)
- Hh-12 2 x Connector hoses with fittings (A218)

Package Deal
(C521 + C5441 + C546A + C546B + A218)
\$6,600 inc GST (K020)
SAVE \$528



✓ 3-year warranty on pumps



Industrial Silenced Air Compressors

pilotair
Expertise, Support, Value.

- Steel cabinets lined with acoustic foam to deaden noise & maximise cooling air flow
- Thermostat controlled cooling combined with over-temp protection
- Low noise level - 63 to 68 dBa
- Note: External air receiver is required with all SI series air compressors (see page 121)



Thermostatically controlled cooling fans (K30SI & K50SI)



240V or 415V

| MODEL ORDER CODE | | K17SI/1 C539 | K17SI/2.2 C539A | K17SI C540 | K30SI C542 | K50SI C543 |
|-------------------|----------------|-----------------|--------------------|----------------|----------------|----------------|
| Cylinders/Stages | | 2 / 1 | 2 / 1 | 2 / 1 | 2 / 2 | 2 / 2 |
| Max. Pressure | PSI/KPA | 145 / 1000 | 145 / 1000 | 145 / 1000 | 160 / 1100 | 160 / 1100 |
| Free Air Delivery | L/min | 205.1 | 278.7 | 292.6 | 681 | 888 |
| Motor Power | kW/V | 1 / 240 | 2.2 / 240 | 2.2 / 415 | 5.5 / 415 | 7.5 / 415 |
| Shipping Dim. | cm | 73x64x110 | 73x64x110 | 73x64x110 | 90x64x110 | 90x64x110 |
| Weight | kg | 147 | 147 | 147 | 182 | 220 |
| PRICE | ex GST | \$4,090 | \$4,200 | \$4,300 | \$6,770 | \$9,000 |
| PRICE | inc GST | \$4,499 | \$4,620 | \$4,730 | \$7,447 | \$9,900 |

Rotary Screw Air Compressors Includes In-Built Air Dryer - 415V

pilotair PAC Series
Expertise, Support, Value.

- Ideal for use in larger industrial applications where a constant demand for compressed air is required
- "Ready To Go" - Includes compressor, air receiver & refrigerated dryer all in one complete package ready to install
- Quiet operation - 60 to 70 dBa
- Air receivers built to AS1210

OTHER FEATURES:

- 3°C Dew point refrigerated dryer
- Belt drive with cast iron pulleys
- Electric components enclosed in an IP54 rated box
- Star Delta Starter included



All In One Compact Design

| MODEL ORDER CODE | | PAC4-RM / RM-D C5341 / C5342 | PAC5-RM / RM-D C5351 / C5352 | PAC7.5-RM / RM-D/500 C5361 / C5362 | PAC11-RM / RM-D C5371 / C5372 | PAC15-RM / RM-D C5381 / C5382 |
|-----------------------|----------------|---------------------------------|---------------------------------|---------------------------------------|----------------------------------|----------------------------------|
| Tank Capacity | Litres | 150 / 268 | 150 / 268 | 268 / 500 | 268 / 500 | 268 / 500 |
| Free Air Delivery | L/min | 486 | 648 | 1002 | 1500 | 1848 |
| Operating Pressure | BAR | 10 | 10 | 10 | 10 | 10 |
| Motor Power | kW / hp / V | 4 / 5.5 / 415 | 5.5 / 7.5 / 415 | 7.5 / 10 / 415 | 11 / 15 / 415 | 15 / 20 / 415 |
| Air Dryer | ~ / ✓ | ~ / ✓ | ~ / ✓ | ~ / ✓ | ~ / ✓ | ~ / ✓ |
| Noise Level | dBa | 60 | 64 | 68 | 69 | 70 |
| Shipping Dim. (LxWxH) | cm | 150 x 60 x 151 | 150 x 60 x 151 | 190 x 72 x 180 | 190 x 72 x 180 | 190 x 72 x 180 |
| Weight | kg | 180 / 220 | 182 / 222 | 275 / 320 | 290 / 340 | 300 / 355 |
| PRICE | ex GST | \$8,250 / \$10,800 | \$8,800 / \$11,500 | \$10,400 / \$12,600 | \$11,200 / \$14,500 | \$12,000 / \$15,900 |
| PRICE | inc GST | \$9,075 / \$11,880 | \$9,680 / \$12,650 | \$11,440 / \$13,860 | \$12,320 / \$15,950 | \$13,200 / \$17,490 |

Compressors & Accessories

Compact 1/2" Impact Wrench

- 1/2" square drive
- 10,000rpm free speed
- 500 ft-lb (678 Nm) max torque
- Jumbo hammer clutch
- 3 speed forward & 1 reverse
- Compact 113mm in length
- Composite body, only 1.35kg
- 113 L/min air consumption



| Model | CODE | ex GST | inc GST |
|----------|------|--------------|--------------|
| ATW-113S | A025 | \$170 | \$187 |



Heavy Duty 1/2" Impact Wrench

- 1/2" square drive
- 9,500rpm free speed
- 1000 ft-lb (1356 Nm) max torque
- Twin hammer clutch
- 3 speed forward & 1 reverse
- Alloy & composite body, only 2.3kg
- 207 L/min air consumption



| Model | CODE | ex GST | inc GST |
|---------|------|--------------|--------------|
| ATW-190 | A026 | \$180 | \$198 |



Reversible 3/8" Air Drill

- Keyed chuck with 10mm capacity
- 1,800rpm free speed
- Side mount forward / reverse lever
- Variable speed throttle
- 113L/min air consumption



| Model | CODE | ex GST | inc GST |
|---------|------|-------------|-------------|
| ATD-177 | A038 | \$70 | \$77 |



1/4" Die Grinder

- 22,000rpm free speed
- Easy to adjust power speed with built in regulator
- 178mm overall length
- Rear exhaust with silencer
- Includes 1/4" collect, optional 3 & 6mm available
- 99L/min air consumption



| Model | CODE | ex GST | inc GST |
|---------|------|-------------|-------------|
| ATG-178 | A040 | \$60 | \$66 |



Extended 1/4" Die Grinder

- 22,000rpm free speed
- Easy to adjust power speed with built in regulator
- Extended 127mm shaft, 280mm overall length
- Rear exhaust with silencer
- Includes 1/4" collect, optional 3 & 6mm available
- 99L/min air consumption



| Model | CODE | ex GST | inc GST |
|---------|------|--------------|--------------|
| ATG-285 | A041 | \$100 | \$110 |



Right Angle 1/4" Die Grinder

- 18,000rpm free speed
- Easy to adjust power speed with built in regulator
- 90° angle head, 178mm overall length
- Rear exhaust with silencer
- Includes 1/4" collect, optional 3 & 6mm available
- 99L/min air consumption



| Model | CODE | ex GST | inc GST |
|----------|------|-------------|-------------|
| ATG-178R | A042 | \$90 | \$99 |



Micro Die Grinder Kit

- 54,000rpm free speed
- Variable speed twist throttle design
- 1450mm airline
- Includes 3mm collet, inline oiler & 10 x stones
- 142L/min air consumption



| Model | CODE | ex GST | inc GST |
|----------|------|--------------|--------------|
| ATG-135M | A043 | \$100 | \$110 |



Tyre Inflator with Dial Gauge

- 50mm dial gauge in psi & bar
- Cast alloy body with heavy duty brass valves
- 470mm heavy duty chuck hose
- Clip-on tyre check
- Air release button to deflate
- 1/4" BSPT female inlet



| Model | CODE | ex GST | inc GST |
|---------|------|-------------|----------------|
| ATT-140 | A263 | \$45 | \$49.50 |

Professional Tyre Inflator with Linear Gauge

- Displays in bar, psi, kpa, kg
- 0-160psi / 0-1100Kpa maximum pressure
- Easy to read magnifier lens
- Double ended tyre chuck
- Spiral protected air hose
- Heavy duty aluminium die cast body with brass valve



| Model | CODE | ex GST | inc GST |
|---------|------|-------------|-------------|
| ATT-160 | A264 | \$80 | \$88 |



Carbide Burr Sets - 5 piece

- Solid carbide burr
- Double cut
- Ø1/4" shank size
- 3/8" & 1/2" head sizes



| ORDER CODE | B900 | B905 |
|--------------------------------|-------------------|-----------------|
| Shank Diameter x Length | 1/4" x 1-1/2" | 1/4" x 6" |
| Ball (Ø) | SD-3, 3/8" | SD-3, 3/8" |
| Ball (Ø) | ~ | SD-5, 1/2" |
| Oval (Ø x L) | SE-3, 3/8" x 5/8" | ~ |
| Cylindrical (Ø x L) | SA-3, 3/8" x 3/4" | ~ |
| Cylindrical Radius End (Ø x L) | SC-3, 3/8" x 3/4" | SC-5 1/2" x 1" |
| Tree Radius End (Ø x L) | SF-5, 1/2" x 1" | SF-5, 1/2" x 1" |
| Tree Pointed End (Ø x L) | ~ | SG-5, 1/2" x 1" |
| PRICE | ex GST | \$80 |
| PRICE | inc GST | \$95 |
| PRICE | ex GST | \$80 |
| PRICE | inc GST | \$104.50 |

Filter Regulators

- Push lock pressure adjusting knob
- Includes mounting bracket



Made in Taiwan

| Model | Inlet & Outlet Thread Size | CODE | ex GST | inc GST |
|---------|----------------------------|------|--------------|--------------|
| AFR-500 | 1/4" | A270 | \$70 | \$77 |
| AFR-700 | 1/2" | A272 | \$120 | \$132 |



Inline Lubricators

- Adjustable oil drop rate, 80ml oil capacity
- Includes mounting bracket



Made in Taiwan

| Model | Inlet & Outlet Thread Size | CODE | ex GST | inc GST |
|----------|----------------------------|------|-------------|----------------|
| AFR-500L | 1/4" | A271 | \$50 | \$55 |
| AFR-700L | 1/2" | A273 | \$75 | \$82.50 |



Compressors & Accessories

Air Rivet Nut Kit

- M3 – M10 capacity
- 6 x nut rivet mandrels
- M3, M4, M5, M6, M8, M10
- 2-10mm stroke length
- 1.5 L/stroke air consumption



| Model | CODE | ex GST | inc GST |
|----------|-------|--------------|--------------|
| ATR-10RN | A0450 | \$360 | \$396 |



Air Pop Rivet Gun

- 2.4mm – 4.8mm capacity
- 4 x rivet mandrels
2.4, 3.2, 4.0 & 4.8mm
- 40 x blind rivets -
10 of each size
2.4, 3.2, 4.0 & 4.8mm
- 1.48 L/stroke air consumption



| Model | CODE | ex GST | inc GST |
|--------|------|--------------|--------------|
| ATR-48 | A046 | \$180 | \$198 |



Orbital Air Sander & Polishing Kit

- 13,000rpm free speed
- 1 x Ø1.2", Ø2" & mini-triangular hook & loop backing pads
- Easy to adjust power speed
- 180 x sanding discs
- 1 x Ø1.2" & Ø2" wool pads & polishing pads



| Model | CODE | ex GST | inc GST |
|----------|-------|--------------|--------------|
| ATS-155K | A0560 | \$250 | \$275 |



Air Nibbler

- 1.2mm mild steel & 2.0mm aluminium capacity
- 2900 strokes per minute
- Light weight aluminium die cast body
- Front exhaust
- 113L/min air consumption



| Model | CODE | ex GST | inc GST |
|---------|------|--------------|--------------|
| ATN-170 | A082 | \$100 | \$110 |



Air Shears

- 1.2mm mild steel & 1.6mm aluminium capacity
- 2500 strokes per minute
- Cutter head swivels 360°
- Inline grip for greater control
- 127L/min air consumption



| Model | CODE | ex GST | inc GST |
|---------|------|-------------|-------------|
| ATS-255 | A085 | \$90 | \$99 |



Air Hammer Chisel Set Vibration Damped

- Composite body
- 1 x Quick action chuck
- 1 x Spring retainer
- 10.2mm Hex shank
- Includes 5 chisels, 175mm long
- 221L/min air consumption



| Model | CODE | ex GST | inc GST |
|----------|------|--------------|--------------|
| ATH-216H | A039 | \$160 | \$176 |



Air Belt Sander

- 10 x 330mm belt size
- Adjust power speed with built in regulator
- Quick change belt replacement
- 16000rpm free speed
- Recommended air compressor: 4cfm
- Includes 3 x Belts (1 each 80, 100 & 120 Grit)



| Model | CODE | ex GST | inc GST |
|---------|------|--------------|--------------|
| ATS-330 | A065 | \$120 | \$132 |



Air Belt Sander

- 20 x 520 mm belt size
- Adjustable angle & articulated sanding arm
- Quick change belt replacement
- 17000rpm free speed
- Recommended air compressor: 4cfm
- Includes 2 x Belts (1 each 80, 100 Grit)



| Model | CODE | ex GST | inc GST |
|----------|------|--------------|--------------|
| ATS-520A | A068 | \$230 | \$253 |




Air Punch & Flange

- 1.2mm steel & aluminium thickness capacity
- Ø5mm hole punch
- 12mm x 25mm flange capacity (D x W)
- Air inlet 1/4" BSPT
- 2 in 1 pneumatic tool for punching holes & flanging edges in sheet metal




| Model | CODE | ex GST | inc GST |
|--------|------|-------------|-------------|
| ATP-50 | A088 | \$90 | \$99 |



Belts to suit ATS-330
10 x 330mm size

| MODEL | GRIT | QTY | CODE | ex GST | inc GST |
|------------|------|-------|-------|-------------|----------------|
| Zirconia | 60 | Pkt 5 | A066A | \$10 | \$11.00 |
| Zirconia | 120 | Pkt 5 | A066C | \$10 | \$11.00 |
| Zirconia | 240 | Pkt 5 | A066D | \$12 | \$13.20 |
| Scotchbelt | ~ | Pkt 3 | A066E | \$17 | \$18.70 |



Belts to suit ATS-520A
20 x 520mm size

| MODEL | GRIT | QTY | CODE | ex GST | inc GST |
|------------|------|--------|-------|-------------|----------------|
| Zirconia | 60 | Pkt 10 | A068B | \$30 | \$33.00 |
| Zirconia | 120 | Pkt 10 | A068E | \$30 | \$33.00 |
| Zirconia | 240 | Pkt 10 | A068G | \$30 | \$33.00 |
| Scotchbelt | ~ | Pkt 6 | A068K | \$40 | \$44.00 |

Pneumatic Tool Oil

- 500ml air tool oil



Made in Australia

JAMEC PEM



| CODE | ex GST | inc GST |
|------|----------------|----------------|
| A037 | \$14.50 | \$15.95 |

Spray Guns



New Release
S-106-1G



S-106-1G



S-106-3G



P-102G



P-102

| MODEL | Size / Type | CODE | ex GST | inc GST |
|----------|---------------------------------------|------|--------------|----------------|
| P102G | 1.4, 1.8 & 2.5mm Gravity Feed | S326 | \$120 | \$132 |
| S-106-1G | 1.4mm Gravity Feed | S315 | \$180 | \$198 |
| S-106-3G | 2.0mm Gravity Feed | S317 | \$180 | \$198 |
| P-102 | 1.8 & 2.5mm Suction Feed/Pot Hi-Pres. | S325 | \$85 | \$93.50 |

Air Dust Guns

ADG10 & ADG25

- Ergonomic hand grip
- Lever action flow control
- 1/4" BSPT reinforced inlet thread



ADG10

ADG25

| MODEL | NOZZLE LENGTH | BRAND | CODE | ex GST | inc GST |
|-------|---------------|-------|------|-------------|----------------|
| ADG10 | 100mm | TM | A250 | \$14 | \$15.40 |
| ADG25 | 250mm | TM | A251 | \$17 | \$18.70 |



Compressors & Accessories

High-Flow Air Fittings

• NOTE: more fittings available online



JAMEC PEM

| Type | Description | CODE | ex GST | inc GST |
|------|--|------|--------|---------|
| | High-Flow 1/4" BSPT Female Coupling - One Touch | F940 | \$12 | \$13.20 |
| | High-Flow 1/4" BSPT Male Coupling - One Touch | F941 | \$12 | \$13.20 |
| | High-Flow 3/8" Hose Tail Coupling - One Touch | F945 | \$12 | \$13.20 |
| | High-Flow 1/4" BSPT Female Adaptor (pkt 2) | F950 | \$8 | \$8.80 |
| | High-Flow 1/4" BSPT Male Adaptor (pkt 2) | F951 | \$8 | \$8.80 |
| | High-Flow 3/8" Tail Adaptor (pkt 2) | F955 | \$8 | \$8.80 |
| | High-Flow 5 piece 1/4" BSPT Set 1 x Touch 1/4" BSPT male coupling, 3 x male 1/4" BSPT adaptors 1 x female 1/4" BSPT adaptor | F935 | \$20 | \$22 |
| | High-Flow 1/4" BSPT Splitter Coupling - One Touch | F960 | \$25 | \$27.50 |
| | Standard 3/8"-1/4" BSPT Tail/Male (pkt 2) | F803 | \$6.50 | \$7.15 |
| | Standard 3/8"-1/4" BSPT Tail/Female (pkt 2) | F811 | \$7 | \$7.70 |
| | Standard 1/4" BSPT Male/Female In-line valve | F930 | \$14 | \$15.40 |

| Type | Size | CODE | ex GST | inc GST |
|------|--|------|---------|---------|
| | Hex Nipple 1/4" - 1/4" BSPT | F860 | \$5.00 | \$5.50 |
| | Hex Nipple 3/8" - 1/4" BSPT | F862 | \$5.00 | \$5.50 |
| | Hex Nipple 3/8" - 3/8" BSPT | F864 | \$5.00 | \$5.50 |
| | Reducing Bush RB4x2 1/4" - 1/8" BSPT | F830 | \$4.50 | \$4.95 |
| | Reducing Bush RB6x4 3/8" - 1/4" BSPT | F832 | \$4.09 | \$4.50 |
| | Reducing Bush RB8x4 1/2" - 1/4" BSPT | F834 | \$5.00 | \$5.50 |
| | Reducing Bush RB8x6 1/2" - 3/8" BSPT | F836 | \$5.00 | \$5.50 |
| | Reducing Bush RB12x4 3/4" - 1/4" BSPT | F838 | \$6.36 | \$7.00 |
| | Reducing Bush RB12x6 3/4" - 3/8" BSPT | F840 | \$6.36 | \$7.00 |
| | Reducing Bush RB12x8 3/4" - 1/2" BSPT | F842 | \$6.36 | \$7.00 |
| | Sleeve 1/4" BSPT | F845 | \$5.00 | \$5.50 |
| | Sleeve 3/8" BSPT | F846 | \$5.00 | \$5.50 |
| | Plug 1/4" BSPT | F870 | \$4.00 | \$4.40 |
| | 'T' Piece 1/4" M - 1/4" F BSPT | F880 | \$12.27 | \$13.50 |
| | 3-Way Manifold Adaptor 1 x 1/4" BSP to 3 x 1/4" BSPT | F882 | \$15.41 | \$16.95 |
| | Hose Clamp (O Clip) Ø15 - 18mm Hose | F888 | \$5.45 | \$6.00 |

Industrial Polymer Air Hose

- Zero memory allowing it to lay flat during operation
- High abrasion & chemical resistance
- -40C to 80C working temperature



| LENGTH | HOSE ID. | CODE | ex GST | inc GST |
|-----------|----------|------|--------|---------|
| 15 Metres | 9.5mm | H008 | \$54 | \$59.40 |



Re-Coil Air Hose

- Includes one-touch coupling & plug



| SIZE | CODE | ex GST | inc GST |
|------------------|------|--------|---------|
| 7.5 Metres x 8mm | H018 | \$30 | \$33 |


Retractable Hose Reels



AR-HD2



AR-HD1



DR418P-03



AR-P10



AW315B-01
AW320B-01
AW415B-01



OA215B-04



| MODEL | AR-P10 | AR-HD2 | AR-HD1 | DR418P-03 | AW315B-01 | AW320B-01 | AW415B-01 | OA215B-04 |
|-------------|-------------------|----------|--------|-----------|-------------|-------------|-------------|---------------|
| ORDER CODE | H045 | H038 | H040 | H0111 | H0105 | H0106 | H0107 | H0104 |
| Brand | | | | | | | | |
| Type | Water / Air / Oxy | Air | Air | Water | Air / Water | Air / Water | Air / Water | Oxy Acetylene |
| Hose Length | Metres | 15 | 15 | 20 | 18 | 15 | 20 | 15 |
| Hose ID | mm | Ø9.5 | Ø10 | Ø10 | Ø12.7 | Ø9.5 | Ø9.5 | Ø12.7 |
| PRICE | ex GST | \$135 | \$150 | \$260 | \$280 | \$250 | \$310 | \$320 |
| PRICE | inc GST | \$148.50 | \$165 | \$286 | \$308 | \$275 | \$341 | \$352 |

RSS-4WS Industrial Steel Shelving

- 1955 x 610 x 1830mm (LxWxH) assembled
- Industrial 4 shelf rack with reinforced wire mesh
- Corrosive resistant powder coated finish
- Adjustable grid pattern wire shelving
- 364kg per shelf capacity
- Adjustable shelf height position with interlocking tabs
- Vertical posts are 64 x 38 x 1.6mm heavy duty C - Stud Section
- Cross members for wire mesh are 70 x 18 x 1.6mm heavy duty C - Section
- Strengthening supports are 40 x 18 x 1.4mm C - Section



| MODEL | | RSS-4WS |
|-----------------------|----------------|---------------|
| ORDER CODE | | S014 |
| Shelves | No. | 4 |
| Shelf Load Capacity | kg | 364 |
| Shipping Dim. (LxWxH) | cm | 192 x 70 x 20 |
| Weight | kg | 55 |
| PRICE | ex GST | \$270 |
| PRICE | inc GST | \$297 |

RSS-4WSA Industrial Steel Shelf Extension

- The shelf extension suits industrial steel shelving RSS-4WS & can be mounted on either side of the shelving system
- 364kg per shelf capacity when attached to RSS-4WS shelving
- Adjustable shelf height position with interlocking tabs



| CODE | ex GST | inc GST |
|-------|--------------|--------------|
| S014A | \$250 | \$275 |



RSS-2D 2 x Slide Out Drawer System

The drawer system suits RSS-4WS industrial steel shelving (RSS-4WS) and can be mounted to the left or right side

- Suits industrial steel shelving RSS-4WS
- 2 x 412 x 540 x 110mm drawers - (WxDxH)
- 880mm total width drawer system
- 30kg load capacity per drawer
- Ball bearing slides with de-tent lock
- Particle board drawer base
- Flush mounted drawer handles



| CODE | ex GST | inc GST |
|-------|-------------|-------------|
| S014D | \$80 | \$88 |



Caster Wheel Sets

CW-100

- 70kg per wheel
- Ø100 x 35mm wide wheels
- 2 x fixed & 2 x swivel wheels with brakes
- Mounting plate 102 x 80mm




| CODE | ex GST | inc GST |
|------|-------------|-------------|
| C410 | \$50 | \$55 |



CW-63

- 63kg per wheel
- 4 x swivel wheels
- Ø63 x 25mm wide wheels
- Foot operated lock & lift release
- Mounting plate 75 x 120mm



| CODE | ex GST | inc GST |
|------|--------------|--------------|
| W935 | \$100 | \$110 |



Foot Caster Wheel

- 1 Piece
- Suitable for welding tables
- Swivel wheel mount bracket



| MODEL | QTY | LOAD CAP. | CODE | ex GST | inc GST |
|---------|-----|-----------|-------|-------------|----------------|
| GD-80F | 1 | 500kg | C4064 | \$24 | \$26.40 |
| GD-120F | 1 | 1000kg | C4068 | \$36 | \$39.60 |

Industrial Caster Wheel Sets

- Steel wheel with bonded polyurethane & ball bearing sealed race on main shaft

Ø100mm Wheels

- 50mm wheel width
- 400kg each wheel cap.



Ø125mm Wheels

- 50mm wheel width
- 410kg each wheel cap.



Ø150mm Wheels

- 50mm wheel width
- 450kg each wheel cap.



| MODEL | QTY | TYPE | CODE | ex GST | inc GST |
|---------|-----|-------------------------|------|--------------|--------------|
| CW-102 | 4 | 2 Fixed, 2 Swivel/Brake | C408 | \$110 | \$121 |
| CW-102S | 2 | 2 Swivel/Brake | C409 | \$70 | \$77 |

| MODEL | QTY | TYPE | CODE | ex GST | inc GST |
|---------|-----|-------------------------|------|--------------|--------------|
| CW-125 | 4 | 2 Fixed, 2 Swivel/Brake | C411 | \$130 | \$143 |
| CW-125S | 2 | 2 Swivel/Brake | C412 | \$80 | \$88 |

| MODEL | QTY | TYPE | CODE | ex GST | inc GST |
|---------|-----|-------------------------|------|--------------|--------------|
| CW-150 | 4 | 2 Fixed, 2 Swivel/Brake | C413 | \$150 | \$165 |
| CW-150S | 2 | 2 Swivel/Brake | C414 | \$90 | \$99 |

Storage Systems

Tool Chest & Roller Cabinet Package Deals



TIS-KIT1
Package Deal
(T6850 + T6851)
\$715 inc GST (T6830)
SAVE \$44 RRP

TIS-KIT2
Package Deal
(T6852 + T6853)
\$1,155 inc GST (T6831)
SAVE \$55 RRP



Toolbox & Roller Cabinet Range

HAFCO Industrial Range

Gear up with the HAFCO Industrial Series – the super affordable and durable toolbox and roller cabinet range.

Ranging in size from a 26-inch three drawer tool chest to a robust 42-inch nine drawer roller cabinet, these toolboxes are built for the DIY enthusiast, delivering high-quality without breaking the bank. They're also packed with features such as: dual gas struts on the lid, lockable drawers and lid, protective foam mats line the drawers and a universal handle that mounts to either side.



| | | A | B | C | D |
|----------------------|----------------|--------------|--------------|--------------|---------------|
| MODEL | | TIS-263 | TIS-267 | TIS-426 | TIS-429 |
| ORDER CODE | | T6850 | T6851 | T6852 | T6853 |
| Drawers | No. | 3 | 7 | 6 | 9 |
| Overall Dim. (LxWxH) | mm | 684x445x585 | 699x458x993 | 1051x445x585 | 1067x458x1080 |
| Weight | kg | 38 | 61 | 53 | 88 |
| PRICE | ex GST | \$290 | \$400 | \$450 | \$650 |
| PRICE | inc GST | \$319 | \$440 | \$495 | \$715 |

Tool Chest & Roller Cabinet Package Deals



TDL-KIT1
Package Deal
(T6860 + T6861)
\$979 inc GST (T6832)
SAVE \$55 RRP

TDL-KIT2
Package Deal
(T6870 + T6871)
\$1,419 inc GST (T6833)
SAVE \$66 RRP

HAFCO Deluxe Range

The HAFCO Deluxe Series is the ultimate toolbox solution for the serious DIY enthusiasts or the mechanic on the move. These rugged toolboxes are as tough as they look.

Available in options from 28 to 44 inches, the Deluxe Series is chockers with protective features such as the corner armour and a stainless-steel tray top on the roller cabinets – perfect for small teardowns or dirty parts. The moulded tools and parts holders keep everything where you left them, while handy side storage bins add extra dimensions to your storage solutions.



| | | E | F | G | H |
|----------------------|----------------|--------------|--------------|--------------|---------------|
| MODEL | | TDL-284 | TDL-287 | TDL-447 | TDL-441 |
| ORDER CODE | | T6860 | T6861 | T6870 | T6871 |
| Drawers | No. | 4 | 7 | 7 | 11 |
| Overall Dim. (LxWxH) | mm | 722x482x465 | 722x482x1013 | 1108x482x467 | 1108x482x1013 |
| Weight | kg | 39 | 68 | 73 | 100 |
| PRICE | ex GST | \$350 | \$590 | \$500 | \$850 |
| PRICE | inc GST | \$385 | \$649 | \$550 | \$935 |

Storage Systems

Toolbox & Roller Cabinet Range

Tool Chest & Roller Cabinet Package Deals

HAFCO Professional Range



TPS-KIT1
Package Deal
(T6880 + T6882)
\$2,255 inc GST (T6835)
SAVE \$99 RRP



TPS-KIT4
Package Deal
(T6886 + T6887)
\$2,695 inc GST (T6838)
SAVE \$99 RRP

The HAFCO Professional Series toolbox, hutch and roller cabinets are absolute beasts and range from 56 inches to a whopping 72 inches in size, easily the most impressive toolbox range we've stocked.

Beautifully finished and packed with all the usual features you'd expect from any high-end product. The soft push-to-close drawers and full-length under drawer opening tabs make using each drawer from any position a joy, with the larger drawers sporting dual ball bearing slides for extra strength. The large castor wheels are supported with springs, which makes pushing these behemoths a breeze.



New Release



| | I | J | K | L |
|-------------------------|----------------------|----------------|--------------|----------------|
| MODEL | TPS-568C | TPS-568T | TPS-72H | TPS-7214 |
| ORDER CODE | T6880 | T6882 | T6886 | T6887 |
| Drawers | No. 8 | 8 | ~ | 14 |
| Overall Dim. (LxWxH) mm | 1422x546x674 | 1438x559x1114 | 1799x546x674 | 1815x559x1114 |
| Weight | kg 120 | 166 | 76 | 222 |
| PRICE | ex GST \$850 | \$1,290 | \$650 | \$1,890 |
| PRICE | inc GST \$935 | \$1,419 | \$715 | \$2,079 |

New Release



Mobile Work Station

HAFCO Professional Series

The Mobile Work Station is the ultimate solution for anyone with limited space, such as small workshop or home garage. Or potentially you the perfect accompaniment for those that need their entire array of tools and a bench to go from job to job within one workshop.

- Gloss nardo gray finish
- Hard wearing wooden bench top
- Maximum storage with adjustable shelving and racks.
- Ball bearing slides on all drawers
- Dual slides on larger drawers for extra weight
- Anti-slip foam lined drawers
- Brakes on two wheels
- Large handle
- Key lockable

| MODEL | TWS-622 | |
|----------------------|----------------|----------------|
| ORDER CODE | T6890 | |
| Drawers | No. | 10 |
| Overall Dim. (LxWxH) | mm | 119 x 77 x 103 |
| Weight | kg | 173 |
| PRICE | ex GST | \$1,050 |
| PRICE | inc GST | \$1,155 |

Storage Systems

Service Carts



PSC-3T - Plastic

- Moulded storage trays ideal for tools
- Size - 1010 x 435 x 840mm (LxWxH)
- 3 trays (790 x 440 x 70mm)
- Ø127mm wheels (2 swivel & 2 fixed wheels)
- 250kg total load rating, approx 83kg per tray
- Includes storage tray handle that attaches to either side of cart



CODE **ex GST** **inc GST**
T748 **\$190** **\$209**

PSC-2W - Plastic

- Moulded storage trays ideal for tools
- Size - 1170 x 652 x 840mm (LxWxH)
- 3 trays (945 x 652 x 105mm)
- Ø125mm wheels (2 swivel & 2 fixed wheels)
- 250kg total load rating, approx 125kg per tray
- Includes storage tray handle



CODE **ex GST** **inc GST**
T749 **\$220** **\$242**

SDC-2L - Steel

- 705 x 370 x 830mm (LxWxH)
- Top table slides apart for tool access
- 2 x drawers with ball bearing slides
- Key lockable top slide cover
- Side screwdriver holder & side tray
- Includes paper towel holder
- 2 x swivel wheels with brake & 2 fixed wheels



CODE **ex GST** **inc GST**
T751 **\$250** **\$275**

SDC-5E - Steel / Deluxe

- Overall size - 763 x 488 x 1050mm (LxWxH)
- 647 x 480 x 120mm top compartment
- Ball bearing drawer slides
- Key lockable drawers
- Gas struts support lid
- Durable powder coated finish
- 2 Swivel with brake and 2 fixed wheels



CODE **ex GST** **inc GST**
T755 **\$420** **\$462**

ETT-1D Steel Gearbox & Engine Tear Down Table

- A work bench, tool cart, and tear-down table all in one package to work on your mowers, small engines, gearboxes & transmissions etc.
- 340 x 415 x 110mm lockable tool drawer
- 275 x 385 x 130mm removable oil & fluid drain bucket underneath bench
- 1200 x 640mm table top, 875mm table height
- 4 swivel caster wheels, 2 with brake
- 136kg table capacity
- 15mm safety edge around table
- Grooved in table drains oil or fluid into collection pan under bench



WBS-3D Steel Work Bench

- Solid steel construction, 2 metres of bench top with 3 lockable drawers, plus huge shelf storage below, great for the workshop or garage.
- 2000 x 640 x 870mm (LxWxH)
- Heavy duty steel construction
- Huge shelf compartment
- 2 metres of work bench space
- 3 Lockable drawers
- Heavy duty mechanical bearing slide drawers



11.4 Litre Drain Bucket

| MODEL | ETT-1D | |
|-----------------------|----------------|---------------|
| ORDER CODE | A385 | |
| Shipping Dim. (LxWxH) | cm | 125 x 74 x 24 |
| Weight | kg | 62 |
| PRICE | ex GST | \$380 |
| PRICE | inc GST | \$418 |



Mechanical Bearing Slides

*Please Note: Table top load capacity is calculated on even weight distribution over entire table top area

| MODEL | WBS-3D | |
|-----------------------|----------------|---------------|
| ORDER CODE | A380 | |
| Drawer | No. | 3 |
| Shipping Dim. (LxWxH) | cm | 204 x 71 x 23 |
| Weight | kg | 88.5 |
| PRICE | ex GST | \$490 |
| PRICE | inc GST | \$539 |

SDH-MAG Can & Screwdriver Holder

- This magnetic device is perfect for keeping all your frequently used items in one place for easy access
- Holds 5 screwdrivers & 2 spray cans
- Magnetic backing easily attaches to toolboxes
- Six rubber-coated magnets won't scratch surfaces
- 2.5kg weight capacity

CODE **ex GST** **inc GST**
T703 **\$20** **\$22**



Magnetic Backing



Shown on Tool Box



Storage Systems

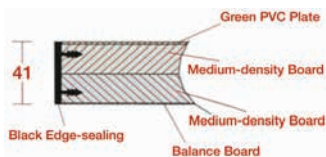
Industrial Series

HAFCO Work Benches

- Heavy duty steel fabricated frame
- 40mm high quality laminated medium density table top (MWB series), 41mm thick medium density chipboard with bull nosed hard PVC edge (IWB Series)
- 2mm high density laminate top surface is resistant to alkali and oil
- 2 x fixed & 2 swivel with brakes (MWB series), easy to use screw out adjustable feet (IWB Series)

HAFCO Backing Panels

- Backing panels can be assembled to suit your requirements, either top or bottom positions
- Bottom & top tray shelves - for additional storage
- Square & louvre to suit optional hooks, holders & buckets
- Vertical supports - with adjustable clamps to mount to work bench

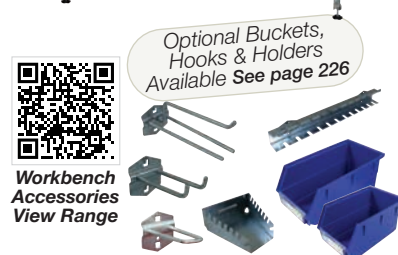


New Release

| | | A | B | C | D | E |
|--------------------|----------------|-----------------|------------------|------------------|------------------|------------------|
| MODEL | | MWB-975 | MWB-1275 | IWB-12 | IWB-40 | IWB-2275 |
| ORDER CODE | | A400 | A401 | A415 | A420 | A421 |
| Table Top Load Cap | kg | 500 | 500 | 1000 | 1000 | 1000 |
| Dimensions (LxWxH) | mm | 900 x 750 x 900 | 1200 x 750 x 900 | 1200 x 750 x 900 | 1800 x 750 x 900 | 2200 x 750 x 900 |
| Weight | kg | 42.5 | 50 | 52.5 | 67 | 87 |
| PRICE | ex GST | \$320 | \$390 | \$290 | \$390 | \$450 |
| PRICE | inc GST | \$352 | \$429 | \$319 | \$429 | \$495 |



| | | F | G |
|--------------------|----------------|------------------|------------------|
| MODEL | | IBP-12 | IBP-ST |
| ORDER CODE | | A416 | A426 |
| Suits Bench | | IWB-12 | IWB-40 |
| Dimensions (LxWxH) | mm | 1133 x 205 x 825 | 1733 x 205 x 825 |
| PRICE | ex GST | \$180 | \$270 |
| PRICE | inc GST | \$198 | \$297 |



Customisable To Suit Your Requirements Buy them individually or customise your system to suit your needs



HAFCO Industrial Under Bench Tooling Cabinets

- HC-2 or HC-3 cabinets are designed mount under the IWB-40, MWB-1275, IWB-12 & IWB-40 work benches
- Ideal for garages or workshops
- Heavy duty full extension sliding ball bearing drawers runners with 97% drawer access



40kg load cap drawers

| | | HC-2 | HC-2W | HC-3 |
|-------------------|----------------|-----------------|-----------------|-----------------|
| MODEL | | HC-2 | HC-2W | HC-3 |
| ORDER CODE | | A422 | A4225 | A423 |
| W x D x H | mm | 580 x 570 x 280 | 815 x 580 x 280 | 565 x 580 x 450 |
| Weight | kg | 30 | 30 | 36 |
| PRICE | ex GST | \$200 | \$270 | \$270 |
| PRICE | inc GST | \$220 | \$297 | \$297 |

STC-COMBI Industrial Storage & Tooling Cabinet *Package Deals*



Bottom Cabinet 200mm
Drawers with Steel Dividers



Ball Bearing Slides

(A)



(B)

Package Deal
(T774 + T775)

\$1,309 inc GST (K033)

SAVE \$88 RRP



(A)



(B)

Industrial Storage Cabinets

HAFCO Features

- Ideal for workshops and industrial applications
- Key lockable doors with 3-point lock design

HAFCO BSC-900 - Industrial Storage Cabinet

- 2 x shelves with 150kg load capacity - adjustable height and position
- Hinged doors and a 3-point key lock design
- Designed to sit on top of (T775) 6 Drawer Tooling Cabinet


HAFCO TC-900 - Bottom Tooling Cabinet

- High quality ball bearings slides
- Drawers are rated at 75kg load capacity each
- Top drawer includes moveable plastic division boxes
- Drawers 2-6 include 10 x steel dividers & 4 x rails
- 4 x 100mm Drawers
- 2 x 200mm Drawers
- 2 x angle bracket feet to prevent cabinet tipping forward

| | | A | B |
|----------------------|----------------|-----------------|-----------------|
| MODEL | | BSC-900 | TC-900 |
| ORDER CODE | | T774 | T775 |
| Shelf Load Capacity | kg | 150 | ~ |
| Drawer Load Capacity | kg | ~ | ~ |
| Dimensions (LxWxH) | mm | 900 x 450 x 900 | 900 x 450 x 900 |
| Weight | kg | 58 | 108 |
| PRICE | ex GST | \$320 | \$950 |
| PRICE | inc GST | \$352 | \$1,045 |

**Powder
Coated
Finish**

**390kg
Total Load
Capacity**



Top drawer with
plastic buckets



Drawers 2-7 with
steel dividers

**Heavy duty tooling cabinets,
ideal for industrial applications
& serious workshops**

Industrial Tooling Cabinet Workstation

HAFCO WTC-1450

- The sliding drawers are a welded strengthened single rail design coupled with high quality mechanical bearings for long lasting smooth operation
- 5 Drawers, top drawers include a series of different size plastic boxes for those small items, all other drawers come with adjustable steel dividers
- Each drawer is rated at 100kg load capacity with 97% drawer access
- Fixed back hanging panel perfect for optional accessories
- Table dimensions 1103 x 580 x 950mm (W x D x H)
- Portable on caster wheels, 2 with brake
- 950mm workbench height

| | | WTC-1450 |
|--------------------|----------------|-------------------|
| MODEL | | WTC-1450 |
| ORDER CODE | | T773 |
| Dimensions (WxDxH) | mm | 1170 x 580 x 1450 |
| Weight | kg | 121 |
| PRICE | ex GST | \$1,090 |
| PRICE | inc GST | \$1,199 |

Storage Systems


Industrial Storage Cabinets

HAFCO SC-1800 & SC-2000

- 4 x Shelves - adjustable in height with 150kg load capacity each
- 600kg maximum total load capacity
- 1 x 100mm Deep Drawer with ball bearing slides & 75kg load capacity
- 1 x 200mm Deep Drawer with ball bearing slides & 75kg load capacity
- Key lockable doors with 3-point lock design
- Drawers come standard with 10 steel dividers per drawer



Drawer Compartments



Drawers with Safety Latch



SC-2000



SC-1800

| MODEL | | SC-1800 | SC-2000 |
|----------------------|---------|------------------|-------------------|
| ORDER CODE | | T762 | T763 |
| Shelf Load Capacity | kg | 150 | 150 |
| Drawer Load Capacity | kg | 75 | 75 |
| Dimensions (LxWxH) | mm | 900 x 450 x 1800 | 1100 x 653 x 2000 |
| Weight | kg | 120 | 150 |
| PRICE | ex GST | \$720 | \$950 |
| PRICE | inc GST | \$792 | \$1,045 |

Industrial Storage Cabinet Accessories

- Optional NT/BT Drawer & Holders Suits BSC-900 & SC-1800



Pack of 2



Optional Shelves & Drawers Suits BSC-900, SC-1800 & SC-2000

| ORDER CODE | T762E | |
|------------|---------------|--------------|
| Taper | NT-40 & BT-40 | |
| Holder | No. | 8 |
| Size | mm | 100 Depth |
| PRICE | ex GST | \$150 |
| PRICE | inc GST | \$165 |

| ORDER CODE | T762C | T762A | T762B | T763C | T763A | T763B |
|------------|-------------------|-------------|--------------|-----------------|--------------|--------------|
| Type | 2 x Shelf Kit | Drawer | Drawer | 2 x Shelf Kit | Drawer | Drawer |
| Size | mm 840 x 380 x 30 | 100 Depth | 200 Depth | 1040 x 585 x 30 | 100 Depth | 200 Depth |
| Suits | SC-1800 & BSC-900 | | | SC-2000 | | |
| PRICE | ex GST | \$80 | \$110 | \$150 | \$100 | \$150 |
| PRICE | inc GST | \$88 | \$121 | \$165 | \$110 | \$220 |

Features of the Tooling Cabinets TC, TCW & TCT Series



Heavy Duty Ball Bearing Rail Design on Drawers



Drawer Lock Mechanism



100kg load capacity at 97% Drawer Opening



Drawer Safety Lock



Key Lockable

✓ Industrial Quality
✓ 100kg Drawer Capacity
✓ Key Lockable
✓ 97% Drawer Access

HAFCO Features

- Heavy duty tooling cabinets, ideal for industrial applications and serious workshops
- Sliding drawers are a weld strengthened single rail design coupled with high quality mechanical bearings for long lasting smooth operation
- Each drawer is rated at 100kg load capacity with 97% drawer access
- Single key lock design for safe storage
- All top drawers include a series of different size plastic boxes for those small items (except T772)
- All other drawers come with adjustable steel dividers
- Each drawer has a mechanical safety lock which allows one drawer to be opened at a time, preventing the cabinet to tip over
- The wood top with frame is a great option to rest tooling and precious parts on top of the cabinet

Optional Accessories available, see page 226



Tooling Cabinet
TC-750



Tooling Cabinet plus
wheels & handle
TCW-900N



Tooling Cabinet with wheels &
handle plus backing panel
TCW-900NP

HAFCO TC-750, TCW-900N & TCW-900NP

- All boxes in draws are movable
- Includes: Top Drawer: 75mm high with plastic boxes, Drawer 2: 75mm high with steel dividers, Drawer 3 & 4: 100mm high with steel dividers & Drawer 5 & 6: 50mm high with steel dividers

HAFCO TC-800, TCW-954W & TCW-954WP

- All boxes in draws are movable
- Includes: Top Drawer: 75mm high with plastic boxes, Drawer 2: 75mm high with steel dividers, Drawer 3 & 4: 100mm high with steel dividers, Drawer 5: 150mm high with steel dividers & Drawer 6: 200mm high with steel dividers

HAFCO TCW-1200

- All drawers come with adjustable steel dividers
- Includes: Drawer 1 - 6 - 150mm high with moveable steel dividers 5 x 3 layout & Drawer 7 - 200mm high with moveable steel dividers 5 x 3 layout

| MODEL | | TC-750 | TCW-900N | TCW-900NP |
|-----------------|----------------|-----------------|-----------------|------------------|
| ORDER CODE | | T764 | T765 | K065 |
| W x D x H | mm | 565 x 580 x 750 | 565 x 580 x 900 | 565 x 580 x 1400 |
| Total Load Cap. | kg | 600 | 390 | 390 |
| Weight | kg | 94 | 103.5 | 113 |
| PRICE | ex GST | \$630 | \$720 | \$790 |
| PRICE | inc GST | \$693 | \$792 | \$869 |



Tooling Cabinet
TC-800



Tooling Cabinet plus
wheels & handle
TCW-954W



Tooling Cabinet with wheels &
handle plus backing panel
TCW-954WP



| MODEL | | TC-800 | TCW-954W | TCW-954WP |
|-----------------|----------------|--------------|--------------|----------------|
| ORDER CODE | | T767 | T768 | K068 |
| W x D x H | mm | 723x653x800 | 723x653x954 | 723x653x1454 |
| Total Load Cap. | kg | 600 | 390 | 390 |
| Weight | kg | 102 | 112 | 123 |
| PRICE | ex GST | \$790 | \$890 | \$950 |
| PRICE | inc GST | \$869 | \$979 | \$1,045 |

| MODEL | | TCW-1200 |
|-----------------|----------------|------------------|
| ORDER CODE | | T772 |
| W x D x H | mm | 881 x 653 x 1200 |
| Total Load Cap. | kg | 600 |
| Weight | kg | 135 |
| PRICE | ex GST | \$1,000 |
| PRICE | inc GST | \$1,100 |



A



B



C



D

HAFCO ITC-1, ITC-4, ITC-5, ITC-6

- Heavy duty tooling cabinets
- Ideal for industrial applications & serious workshops
- Each drawer is rated at 100kg load capacity with 97% drawer access (ITC-4, ITC-5, ITC-6)
- Reversible door to use on either side
- Single key lock design
- 565 x 653 x 750mm dimensions


Simplify, organise & optimise your workspace

| | | A | B | C | D |
|----------------------|----------------|--------------|--------------|--------------|--------------|
| MODEL | | ITC-1 | ITC-4 | ITC-5 | ITC-6 |
| ORDER CODE | | T7680 | T7684 | T7685 | T7686 |
| Number of Drawers | mm | ~ | 4 | 5 | 6 |
| Drawer Load Cap. | kg | ~ | 100 | 100 | 100 |
| Max. Total Load Cap. | mm | 75 | 600 | 600 | 600 |
| W x D x H | mm | 565x653x750 | 565x653x750 | 565x653x750 | 565x653x750 |
| Weight | kg | 35 | 77 | 82.5 | 88 |
| PRICE | ex GST | \$290 | \$500 | \$540 | \$590 |
| PRICE | inc GST | \$319 | \$550 | \$594 | \$649 |

Customisable Modular System To Suit Your Requirements

Buy them individually or customise your system to suit your needs

*Images shown with tooling cabinets, trolley kit, bench top & kick board kit



HAFCO ITC-WK1 Trolley Kit

- Hard wearing & non marking high density polymer wheels
- Heavy protective rubber sheet to protect your cabinet & your tools while in use
- Includes 2 x wheels with brake, 2 x fixed wheels, 2 x cast metal handles, heavy steel tray

| CODE | ex GST | inc GST |
|-------|--------------|--------------|
| T7689 | \$100 | \$110 |



HAFCO ITC-TOPK Bench Top & Kick Board Kit

- Bench top 1700 x 653 x 40mm
- 40mm high quality laminated MDF bench top with a 500kg load capacity
- 2mm high density laminate top surface is resistant to alkali and oil
- Bench top square edges hard PVC edge for flush finish with the cabinets
- Separate steel kick board bases for each cabinet with adjustable feet for levelling on uneven floor surfaces
- Ergonomic designed recessed "Toe Kick"

| CODE | ex GST | inc GST |
|-------|--------------|--------------|
| T7690 | \$220 | \$242 |

Storage Systems



Steel Frame Backing Panels BPF-565 & BPF-723


To Suit Industrial Tooling Cabinets

- Suits 565 x 580mm (WxD) cabinets (BPF-565)
- Suits 723 x 653mm (WxD) cabinets (BPF-723)
- Backing panel accepts hooks & prongs attachments
- Steel frame construction
- Rubber protective base cover



| MODEL | | BPF-565 | BPF-723 |
|-------------|---------|-------------|-------------|
| ORDER CODE | | T781 | T783 |
| Suits W x D | mm | 565 x 580 | 723 x 653 |
| PRICE | ex GST | \$75 | \$85 |
| PRICE | inc GST | \$82.50 | \$93.50 |

Accessories to suit Tooling Cabinets



Suits (T764, T765, T767, T768, T773, K065 & K068)

| Plastic Buckets | CODE | ex GST | inc GST |
|------------------|------|-------------|---------|
| 75 x 75 x 46mm | A427 | \$6 | \$6.60 |
| 150 x 75 x 46mm | A428 | \$8 | \$8.80 |
| 150 x 150 x 46mm | A429 | \$10 | \$11.00 |



Suits (T764, T765, T767, T768, T772, K065 & K068)

| Wheel Kit Ø125mm | CODE | ex GST | inc GST |
|------------------------------|------|--------------|----------|
| 2 x Fixed & 2 x Swivel Brake | T776 | \$100 | \$110.00 |



Suits (T764, T765, T767, T768, T772, K065 & K068)

| Steel Dividers | CODE | ex GST | inc GST |
|----------------------------------|------|------------|---------|
| 75mm High Drawers (154 x 43mm) | T784 | \$2 | \$2.20 |
| 100mm High Drawers (154 x 65mm) | T786 | \$2 | \$2.20 |
| 150mm High Drawers (154 x 115mm) | T787 | \$3 | \$3.30 |
| 200mm High Drawers (154 x 165mm) | T788 | \$4 | \$4.40 |



Suits (T764, T765, T767, T768, K065 & K068)

| Steel Handle | CODE | ex GST | inc GST |
|-------------------|------|-------------|---------|
| 565mm Wide Handle | T778 | \$22 | \$24.20 |
| 723mm Wide Handle | T779 | \$24 | \$26.40 |



Suits (T764, T765 & K065)

| Slotted Rails | CODE | ex GST | inc GST |
|----------------------------------|-------|------------|---------|
| 75mm High Drawers (375 x 46mm) | T784B | \$4 | \$4.40 |
| 100mm High Drawers (375 x 71mm) | T786B | \$5 | \$5.50 |
| 150mm High Drawers (375 x 121mm) | T787B | \$7 | \$7.70 |

Suits (T767, T768 & K068)



| Slotted Rails | CODE | ex GST | inc GST |
|----------------------------------|-------|------------|---------|
| 75mm High Drawers (450 x 46mm) | T784A | \$4 | \$4.40 |
| 100mm High Drawers (450 x 71mm) | T786A | \$5 | \$5.50 |
| 150mm High Drawers (450 x 121mm) | T787A | \$6 | \$6.60 |
| 200mm High Drawers (450 x 171mm) | T788A | \$7 | \$7.70 |

Suits (T772)

| Slotted Rails | CODE | ex GST | inc GST |
|----------------------------------|-------|------------|---------|
| 150mm High Drawers (450 x 121mm) | T787A | \$6 | \$6.60 |
| 200mm High Drawers (450 x 171mm) | T788A | \$7 | \$7.70 |




Hooks, Holders & Plastic Buckets Suits IBP-ST, WTC-1450, LP-900, SP-900 & SR-DSL



| Model | Plastic Buckets | CODE | ex GST | inc GST |
|-------|----------------------------------|------|-------------|---------|
| A | BK-110 105 x 110 x 50mm (WxDxH) | A430 | \$6 | \$6.60 |
| B | BK-140 105 x 140 x 75mm (WxDxH) | A432 | \$8 | \$8.80 |
| C | BK-220 140 x 220 x 125mm (WxDxH) | A434 | \$15 | \$16.50 |
| D | BK-270 140 x 270 x 125mm (WxDxH) | A436 | \$18 | \$19.80 |

| Hooks & Holders | CODE | ex GST | inc GST |
|-------------------------------------|-------|----------------|---------|
| E Single Hook 25mm long | A439 | \$3.00 | \$3.30 |
| F Single Hook 75mm long | A440 | \$3.00 | \$3.30 |
| G Single Hook 100mm long | A4401 | \$3.00 | \$3.30 |
| H Plier Holder - 3 Prong 150mm long | A444 | \$6.00 | \$6.60 |
| I Double Hook 25mm long | A441 | \$3.50 | \$3.85 |
| J Double Hook 75mm long | A442 | \$4.00 | \$4.40 |
| K U Shape Holder 70 x 25mm | A449 | \$4.00 | \$4.40 |
| L U Shape Holder 23 x 55mm | A4492 | \$4.00 | \$4.40 |
| M Round Tool Holder 23 x 55mm | A4496 | \$4.00 | \$4.40 |
| N Spanner Holder - 135mm long | A446 | \$11.00 | \$12.10 |
| O Screwdriver Holder - 390mm long | A448 | \$13.00 | \$14.30 |

Suits MSR Models



| Model | Size | CODE | ex GST | inc GST |
|-------|----------------------------------|-------|-------------|---------|
| A | BK-164 164 x 375 x 105mm (WxDxH) | S028 | \$18 | \$19.80 |
| B | BK-210 210 x 375 x 178mm (WxDxH) | S030 | \$20 | \$22.00 |
| C | BK-420 420 x 375 x 178mm (WxDxH) | S031 | \$29 | \$31.90 |
| D | BK-42 420 x 370 x 175 (WxDxH) | S0304 | \$29 | \$31.90 |
| E | BK-214 214 x 370 x 175 (WxDxH) | S0302 | \$24 | \$26.40 |

| Model | Type | CODE | ex GST | inc GST |
|-------|--------------------------------------|-------|-------------|---------|
| F | BK-SF Plastic Stacking Feet - PKT 16 | S0308 | \$16 | \$17.60 |
| G | BK-DIV Plastic Dividers - PKT 8 | S0306 | \$18 | \$19.80 |

Storage Systems


Storage Racks



Shown with optional bucket storage



Adjustable shelf brackets, position them to your requirement



Optional Buckets To Suit



Comes with cross member supports



4 steel adjustable shelves & swivel casters for a handy mobile storage rack



6 steel adjustable steel shelves & adjustable levelling feet

| CODE | ex GST | inc GST |
|------|--------|---------|
| S017 | \$190 | \$209 |

| CODE | ex GST | inc GST |
|------|--------|---------|
| S018 | \$320 | \$352 |

HAFCO MSR-4M Mobile

- Steel frame with powder coated finish
- Adjustable shelf brackets & shelves secured with bolts for a solid structure
- Shelves with 30mm return to prevent tubs from falling out
- 4 x Ø68mm swivel caster wheels (2 with brakes)
- 150kg total combined load capacity
- 430 x 957 x 1000mm (L x W x H) assembled dimensions

HAFCO MSR-6 Industrial Modular

- Powder coated side frames are welded top & bottom with cross member supports
- Steel shelves with 100kg capacity with uniquely designed return to prevent tubs from falling of the back
- Shelves secured to mounting brackets with bolts
- Supplied with cross braces secured with bolts and nuts
- Includes adjustable leveling feet

MSR-2SP Modular Storage Shelves

- 2 shelves with mounting brackets
- Fixing hardware



| CODE | ex GST | inc GST |
|------|--------|---------|
| S019 | \$70 | \$77 |




LP-900P Bucket System

| | |
|---|------|
| 1 x LP-900 Wall Backing Panels | A410 |
| 14 x BK-110 Plastic Buckets (105 x 110 x 50mm) | A430 |
| 14 x BK-140 Plastic Buckets (105 x 140 x 75mm) | A432 |
| 10 x BK-220 Plastic Buckets (140 x 220 x 125mm) | A434 |
| 5 x BK-270 Plastic Buckets (140 x 270 x 125mm) | A436 |

Package Deal
\$462 inc GST (K043)
SAVE \$105.60 RRP

SP-900 - Square Hole Type



2 x Piece

LP-900 - Louvre Type




2 x Piece

Backing Panels - Wall Mount

HAFCO SP-900 & LP-900

- Louvre slots to suit optional plastic buckets (A430 - A436)
- Square holes suits optional hooks & holders (A439- A448)
- 20mm width mounting frame with 2 bends gives additional strength
- Powder-coated finish stands up to heavy-duty service
- Includes 8 x mounting screws



SP-900 - Suits Optional Hooks & Acces.



LP-900 - Suits Optional Buckets

| MODEL | | SP-900 | LP-900 |
|------------|-----------------|----------------|----------------|
| ORDER CODE | | A412 | A410 |
| Type | Louvre / Square | Square | Louvre |
| L x W x D | mm | 900 x 456 x 20 | 900 x 456 x 20 |
| PRICE | ex GST | \$80 | \$80 |
| PRICE | inc GST | \$88 | \$88 |

Storage Systems



Safety Lip Design




Shown with Parts
PTB-20

HAFCO Parts Storage Bins


- ABS bins - oil & impact resistant
- Includes bin dividers



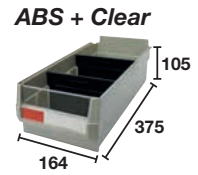
Made in Taiwan



ABS



ABS + Clear



ABS + Clear



PTB-32



PTB-60



PTB-48C



PTB-48CD

PTB-24C



PTB-30CHD



BINS - Acrylonitrile butadiene styrene (ABS) is a common thermoplastic polymer. The styrene gives the plastic a shiny, impervious surface. The most important mechanical properties of ABS are impact resistance and toughness.

| MODEL | | PTB-20 | PTB-32 | PTB-60 | PTB-24C | PTB-48C | PTB-48CD | PTB-30CHD |
|--------------------------|----------------|--------------|--------------|--------------|--------------|--------------|--------------|--------------|
| ORDER CODE | | T7951 | T7952 | T7953 | T7955 | T7956 | T7958 | T7964 |
| Bins / Dividers | Qty | 20 / 20 | 32 / 32 | 60 / 60 | 24 / 24 | 48 / 48 | 48 / 48 | 30 / 60 |
| Bin Type | | ABS | ABS | ABS | ABS + Clear | ABS + Clear | ABS + Clear | ABS + Clear |
| Bin Size (LxWxH) | mm | 90x218x70 | 90x218x70 | 90x218x70 | 120x218x69 | 120x218x69 | 120x218x69 | 164x375x105 |
| Cabinet Size (LxWxH) | mm | 586x222x350 | 466x222x642 | 586x222x937 | 444x222x642 | 586x222x937 | 586x270x970 | 880x400x880 |
| Bin Load Capacity - Each | kg | 10 | 10 | 10 | 10 | 10 | 10 | 20 |
| PRICE | ex GST | \$200 | \$250 | \$400 | \$230 | \$360 | \$500 | \$650 |
| PRICE | inc GST | \$220 | \$275 | \$440 | \$253 | \$396 | \$550 | \$715 |



Chrome Handle Mounts
on Left or Right Side



2 x Swivel Wheels
with Brake



Optional Buckets
Sold Separately



Mobile Storage Frame

HAFCO MSS-690

- 690 x 560 x 1460mm (L x W x H)
- Steel frame powder coated finish
- Frame & base bolts together
- Chromed push or pull handle
- 4 swivel castors (2 x lockable)
- Designed to suit a range of buckets, see page 229



Made in Taiwan

| | | |
|-------|--------|---------|
| CODE | ex GST | inc GST |
| S0350 | \$180 | \$198 |

Storage Systems



HAFCO BK Series

- Plastic ABS bins – oil & impact resistant
- Removable bins for easy access and refilling
- Keyholes on the back for hanging
- Bins open smoothly to a 40° angle & securely clip when closed
- Clear front window to easily identify parts
- Suits MSS-690 System

| MODEL | | BK-308 | BK-306 | BK-305 | BK-304 |
|--------------------------|----------------|----------------|-----------------|-----------------|-----------------|
| ORDER CODE | | S0360 | S0361 | S0362 | S0363 |
| Buckets / Bins Total Qty | No. | 8 | 6 | 5 | 4 |
| Dimensions (LxWxH) | mm | 303 x 87 x 203 | 303 x 106 x 253 | 603 x 123 x 153 | 603 x 167 x 203 |
| Weight | kg | 1 | 1 | 1 | 1 |
| PRICE | ex GST | \$30 | \$22 | \$27 | \$32 |
| PRICE | inc GST | \$33 | \$24.20 | \$29.70 | \$35.20 |

Mobile Storage Bin Systems

HAFCO MSS-46MF & MSS-60F

- Quality mobile storage system for small components such as screws, bolts, tools, great for keeping your work area organised
- Ideal for workshops and industrial applications
- Steel frame with grey powder coated finish
- 4 x Ø75mm swivel casters (2 x lockable)
- Side mounted handle for easy movability
- ABS bins – oil & impact resistant
- Removable bins for easy access and refilling
- Bins open smoothly to a 40° angle & securely clip when closed
- Clear front window to easily identify parts
- Provisions to add additional storage bins/plastic buckets on rear side



4 x Bucket Sizes Available

- **S Size** - 58.4 x 54.9 x 63.5mm
- **L Size** - 103 x 87.3 x 99.3mm
- **M Size** - 80.8 x 72.2 x 79.8mm
- **XL Size** - 128.9 x 122.6 x 132.1mm

| MODEL | | MSS-46MF | MSS-60F |
|------------------------|----------------|------------------|------------------|
| ORDER CODE | | K200 | K204 |
| Total Number of Bins | No. | 46 | 60 |
| Plastic Bin (Qty x S) | No. | 16 | ~ |
| Plastic Bin (Qty x M) | No. | 12 | 60 |
| Plastic Bin (Qty x L) | No. | 10 | ~ |
| Plastic Bin (Qty x XL) | No. | 8 | ~ |
| Assembled Dim. (LxWxH) | mm | 690 x 560 x 1460 | 690 x 560 x 1460 |
| Weight | kg | 37.5 | 37.5 |
| PRICE | ex GST | \$450 | \$420 |
| PRICE | inc GST | \$495 | \$462 |

MSS-40B Bucket System

| | |
|---|-------|
| 1 x MSS-690 Mobile Storage Frame | S0350 |
| 2 x BKT-690 Brackets (4 per pack) | S0357 |
| 24 x BK-140 Plastic Buckets (105 x 140 x 75mm) | A432 |
| 12 x BK-220 Plastic Buckets (140 x 220 x 125mm) | A434 |
| 4 x BK-270 Plastic Buckets (140 x 270 x 125mm) | A436 |

Package Deal
\$649 inc GST (K210)
SAVE \$136.40 RRP



Meat Processing Equipment

CARNIVORE Sausage & Salami Filler

SST-5L

- High quality food grade stainless steel construction
- 5 litre capacity
- 2 speed gearbox drive
- Removable crank handle
- 4 x stainless steel filling tubes (16, 22, 32 & 38mm)
- Stainless steel piston with silicon seal & air release vent



CODE **ex GST** **inc GST**
F355 **\$250** **\$275**

Food Grade
stainless steel

CARNIVORE Mince Mixer

MMM-20

- High quality food grade stainless steel construction
- Mixing area 310 x 285 x 360mm (L x W x H)
- 3:1 ratio removable crank handle
- 20kg mixing capacity
- Clear see through lid



CODE **ex GST** **inc GST**
F340 **\$320** **\$352**

Food Grade
stainless steel

CARNIVORE Meat Mincer

MM-12

- High quality food grade stainless steel & anodised alloy
- 180kg per hour capacity
- Heavy duty commercial grade construction for superior hygiene
- Supplied with 1 cutting blade, 4.5mm & 8mm mincing plates
- 850W 240V motor



CODE **ex GST** **inc GST**
F330 **\$600** **\$660**

Food Grade
stainless steel

CARNIVORE Meat Bone Saw

MB-210

- High quality food grade stainless steel construction
- 185mm throat depth
- 240mm height capacity
- Table size 440 x 465mm
- 0kW/1hp, 240V motor
- Includes integrated safety push device



CODE **ex GST** **inc GST**
F320 **\$1,190** **\$1,309**

Food Grade
stainless steel

| Blades for MB-210 | | Excision | | |
|-------------------|-----|----------|-------------|----------------|
| TYPE | TPI | CODE | ex GST | inc GST |
| Food Grade | 3 | F320A | \$15 | \$16.50 |
| Food Grade | 6 | F320B | \$15 | \$16.50 |

Starrett Butchers Knife Set

BKW-11

- Blades made of martensitic stainless steel
- Sanitised® antimicrobial protection handles
- Front and rear protection, plastic tip protector
- Ergonomic polypropylene injection moulded handles that provide optimum comfort
- Exclusive angle edge for proper cutting separation's
- NSF certification (National Sanitary Foundation)
- Includes: Boning knives, butchers knives, sharpening steel, sharpening steel protector, sharpening stone



Sharpening Knife



CODE **ex GST** **inc GST**
F370 **\$170** **\$187**

HAFCO Stainless Steel Benches

- High quality food grade stainless steel
- 1.1mm 304 grade stainless steel bench top with 15mm thick laminated MDF for additional strength

SSB-20 & SSB-18WS

- 2000 x 700 x 900mm (LxWxH) (SSB-20)
- 1800 x 700 x 900mm (LxWxH) (SSB-18WS)
- 500kg table top load capacity
- Includes 100mm splash back (SSB-18WS)



MODEL CODE **ex GST** **inc GST**
SSB-20 F280 **\$580** **\$638**

SSB-CNR Stainless Steel Corner Bench

- 827 x 827 x 900mm (LxWxH)
- 250kg table top capacity
- 100mm splash back
- Suits SSB-18WS bench



MODEL CODE **ex GST** **inc GST**
SSB-18WS F298 **\$530** **\$583**

CODE **ex GST** **inc GST**
F305 **\$390** **\$429**



Stainless Steel Drawer

- 400 x 660 x 150mm (LxWxH)
- Ball bearing slides
- Suits SSB-18WS & SSB-20

CODE **ex GST** **inc GST**
F310 **\$160** **\$176**

SSD-1



- 400 x 660 x 300mm (LxWxH)
- Ball bearing slides
- Suits workbenches

CODE **ex GST** **inc GST**
F312 **\$250** **\$275**

SSD-2



Welding Equipment



Auto Welding Helmets

- High impact shell AS/NZS 1337.1 (PROMAX 350 & 500)
- Auto darkening filter/lens AS/NZS 1338.1 (PROMAX 350 & 500)



Now with Enhanced COLOUR RECOGNITION

PROMAX 350 Industrial



Sensor Controls

PROMAX 500 Professional



Helmet Bag Included

| MODEL | | PROMAX 350 | PROMAX 500 |
|---------------------|----------|----------------------------------|-------------------------------|
| ORDER CODE | | W002 | W003 |
| Welding Type | | Mig, Tig & Stick | Mig, Tig & Stick |
| Tig Suitability | Amps | 30 & above | 5 & above |
| Application | Suitable | Light Industrial & Rural Welding | Professional Welding |
| Grinding Mode | Switch | On/Off | On/Off |
| Active Shade | Level | 9-13 | 5-8 / 9-13 |
| Arc Sensors | No. | 4 | 4 |
| Sensitivity Control | | Low - High | Low - High |
| Viewing Area (WxH) | mm | 100 x 53 | 98 x 87 |
| Switching Speed | ms | 0.03 | 0.03 |
| Delay Adj. | per/sec | 0.1 ~ 1.0 | 0.1 ~ 1.0 |
| Power Supply | Type | Solar Cell + Battery (CR2032) | Solar Cell + Battery (CR2450) |
| Weight | g | 480 | 560 |
| PRICE | ex GST | \$180 | \$220 |
| PRICE | inc GST | \$198 | \$242 |

UNIMIG Auto Welding Helmet

PROMAX 650

- Dual shade 4-8 / 9-13
- Super-size viewing area 108 x 82mm
- Ultra-Crisp V1 (1/1/1/1) rated optics
- Advanced digital controls
- 4 arc sensors

| CODE | ex GST | inc GST |
|------|----------|---------|
| W006 | \$235.45 | \$259 |



UNIMIG PAPR Powered Air Purifying Respirator

- 4 ARC sensors
- 5-13 shade control
- Positive pressure system
- Filter 99.996% @ 0.3um
- 3 airflow levels
- Airflow speed 165L/min, 200L/min, 230L/min
- Operating temperature -05°C - 55°C

| CODE | ex GST | inc GST |
|------|--------|---------|
| W159 | \$950 | \$1,045 |



Viewing area 100 x 60mm

Welding Fume Extractor

WE-100

- Portable and light weight design
- 390 m3/hour
- 2 x 800W 240V motor, 2 speeds
- 5 layers of filters
- Captures up to 99.97% of 0.3 micron noxious fumes
- Includes 3 metre x 2-1/2" hose & magnetic base hood with arm support

| CODE | ex GST | inc GST |
|------|---------|---------|
| W270 | \$2,090 | \$2,299 |



UNIMIG Auto Darken Welding Goggle & Mask

U21001K

- Suits Mig, Tig, Arc, Gas, Plasma & Grinding
- ELITEVISION™ lens technology improves optics
- 5-9, 9-13 shade with cut & grind mode
- Power saving & shade memory modes
- Sensitivity & delay control for extra protection
- Includes LED headlight, hood & mask

| CODE | ex GST | inc GST |
|-------|----------|---------|
| W1542 | \$207.27 | \$228 |



METALMASTER Mobile Welding Fume Extractors

Arm Type & Bench Type

- Dual stage filtering
- HEPA H13 class filtration providing respirable clear air back into the working environment
- 160mm diameter, 3 metre steel arm with exclusive Exo-Joint for high velocity extraction
- Contamination free filter changing from clean air side
- Compact design, space saving solution
- Dirty filter warning light
- Inlet spark arrestor



B-H13



S-H13



D-H13



| MODEL | | S-H13 | D-H13 | B-H13 |
|----------------------------|-------------------|--------------|--------------|----------------|
| ORDER CODE | | W2710K | W2711K | W2715 |
| Extraction Arms | | Single | Double | ~ |
| Extraction Arm Length | M | 3 | 3 x 2 arms | ~ |
| Extraction Arm Diameter | mm | 160 | 160 | ~ |
| Air Flow | m ³ /h | 1300 | 2600 | 2000 |
| Hepa Filter Area | m ² | 23 | 46 | 46 |
| Main Unit Size (W x L x H) | mm | 741x655x1237 | 870x790x1335 | 1200x1022x1350 |
| Voltage / Amperage | V / A | 240 / 10 | 415 / 10 | 240 / 10 |
| Motor Power | W | 1100 | 2200 | 1500 |
| Weight | kg | 110 | 180 | 265 |
| PRICE | ex GST | \$4,350 | \$6,250 | \$5,450 |
| PRICE | inc GST | \$4,785 | \$6,875 | \$5,995 |

Large 1120 x 825mm worktable (Fume shroud closed)

Welding Equipment

UNIMIG VIPER 165 & 185 Welder

- Single phase 240V, 10 amp
- DC MMA (Stick Electrode)
- Gas/Gasless MIG
- Spool sizes 5kg
- Burnback adjustment
- VRD device -MMA
- Digital voltage & amperage display (Viper 185)
- Geared wire drive (Viper 185)
- Spool gun compatible (Viper 185)
- Includes:
 - 4M euro connect torch, earth / arc leads & regulator



| MODEL | VIPER 165 | VIPER 185 |
|---------------------|------------|------------|
| ORDER CODE | W2442 | W2443 |
| Input Power Voltage | 240V (10A) | 240V (10A) |
| Current Range MIG | 30-165A | 30-180A |
| Current Range TIG | ~ | 30-160A |
| Current Range MMA | 20-160A | 30-160A |
| Duty Cycle 40°C | ~ | 10%@180A |
| Weight (kg) | 9.8 | 12 |
| PRICE | ex GST | \$662.73 |
| PRICE | inc GST | \$729 |
| | | \$854.55 |
| | | \$940 |

UNIMIG MIG/Stick/TIG Inverter

- The ultimate welder for site application
- DC MMA (Stick Electrode)
- Gas/Gasless MIG
- Stick electrode (MMA) function
- VRD (Voltage Reduction Device)
- Hot Start - Anti Stick
- Includes 4m MIG torch & earth / arc leads, argon regulator



With Synergic MIG Control

Spool Gun & Push Pull Gun Compatible

3 YEARS Warranty*

| MODEL | RAZOR™ MULTI 175 | RAZOR™ MULTI 220 | RAZOR™ MULTI 250 |
|---------------------|------------------|------------------|------------------|
| ORDER CODE | W1771 | W1786 | W1791 |
| Input Power Voltage | 240V / 15 amp | 240V / 15 amp | 240V / 32 amp |
| Current Range MIG | 30-175 amp | 30-220 amp | 20-250 amp |
| Current Range STICK | 10-160 amp | 10-180 amp | 20-220 amp |
| Current Range TIG | 5-175 amp | 5-220 amp | 5-250 amp |
| Weight (kg) | 15 | 15.1 | 25.5 |
| PRICE | ex GST | \$1,180 | \$1,990 |
| PRICE | inc GST | \$1,298 | \$2,189 |

UNIMIG MIG/Stick/TIG Inverter Welders

- The ultimate welder for workshop application
- DC MMA (Stick Electrode)
- Gas/Gasless MIG
- Gear wire drive feeder
- Scratch start DC TIG welding



Spool Gun & Push Pull Gun Compatible



SWF

- Geared Drive Wire Feeder
- 10m cables

3 YEARS Warranty*

| MODEL | RAZOR™ 250 COMPACT | 350 / SWF350 | SWF500 |
|---------------------|--------------------|------------------------|----------------------|
| ORDER CODE | W1821 | W183 / W187 | W253B |
| Input Power Voltage | 240V | 415V | 415V |
| Current Range TIG | 5-250 amp | 15-350 / 10-350 amp | 20-500 amp |
| Current Range STICK | 20-220 amp | 15-350 / 10-350 amp | 20-500 amp |
| Current Range MIG | 30-250 amp | 50-350 / 50-350 amp | 20-500 amp |
| Weight (Kg) | 41.3 | 51kg / 58kg with CABLE | 90kg |
| PRICE | ex GST | \$2,270 | \$3,000 / \$4,445.45 |
| PRICE | inc GST | \$2,497 | \$3,300 / \$4,890 |
| | | | \$5,090.91 |
| | | | \$5,600 |

HAFCO Welder Trolleys

WTU-500

- 480 x 300mm table for welder
- Portable on wheels
- 2 x shelves for accessories
- Includes chains for gas bottles



| CODE | ex GST | inc GST |
|------|--------|---------|
| W241 | \$75 | \$82.50 |

WTC-800 TRI-CART Multi-Machine

- Triple tier shelves for multiple welding machine setup
- Heavy duty 2.0mm steel construction
- Adjustable 520 x 296mm middle & top shelf heights
- Portable on wheels
- Includes chains for gas bottles



| CODE | ex GST | inc GST |
|-------|--------|---------|
| W2415 | \$250 | \$275 |

Spool Guns Heavy Duty

- Ideal for softer wires
- Minimums 1000 hours motor life
- Euro connector
- 6 metre cable



9 Pin Connector

| CODE | ex GST | inc GST |
|-------|--------|---------|
| W181D | \$590 | \$649 |

Welding Equipment

UNIMIG UNI-TIG AC/DC Welders

- HF Start AC/DC TIG function
- 2T / 4T Trigger function
- Adjustable Down slope
- Electrode Hot start and Adjustable Arc force
- Water Cooler Optional



2 YEARS Warranty*



Includes: Earth Clamp, Electrode Holder, TIG Torch, Regulator



3 YEARS Warranty*



| MODEL | 180 Viper | 200 Razor | 320 Razor Digital |
|----------------------|-------------------|-------------------|-------------------|
| ORDER CODE | W1691 | W1722 | W176 |
| Input Power Voltage | 240V / 10 amp | 240V / 10 amp | AC415V+-15% |
| Current Range | 10-180 amp | 5-200 amp | 10-320 amp |
| Weight (Kg) | 12.8 | 11.7 | 25.5 |
| PRICE ex GST | \$1,499.09 | \$1,813.64 | \$3,545.45 |
| PRICE inc GST | \$1,649 | \$1,995 | \$3,900 |

UNIMIG Multi-Function MIG/TIG/STICK

- True 4 IN 1 Multi Process
- MIG, AC/DC TIG, MMA
- 100+ Synergic Programs
- 5" LCD screen



| MODEL | RAZOR™ Multi 230 |
|----------------------|----------------------|
| ORDER CODE | W168 |
| Input Power Voltage | 240V (15A) |
| Current Range MIG | MIG25 - 230 (15A) |
| Current Range TIG | 10 - 200A |
| Current Range STICK | 10 - 200A |
| Duty Cycle 40°C | 25% @ 230A (15A) MIG |
| Weight (kg) | 20 |
| PRICE ex GST | \$2,177.27 |
| PRICE inc GST | \$2,395 |

UNIMIG Plasma Cutter - Inverters

VIPER CUT 30 MKII

- Pilot arc start
- Voltage reduction device
- Thermal overload protection
- Circle cutting kit compatible
- Great consumable life

2 YEAR Warranty*



Razor CUT 40 AIR

- Build-in air compressor
- Auto pilot arc control
- 15amp plug
- Fan cooled, non HF arc start
- Includes air regulator, plasma torch & earth clamp

3 YEAR Warranty*



RAZOR CUT 45 V2

- Latest IGBT Inverter Technology
- CNC Connectivity
- Power Factor Correction
- 2T/4T Trigger Modes
- High quality SC80 Plasma torch
- Industrial application
- Tolerant to variable power supply

Razor CUT 80

- Latest inverter technology
- Industrial application
- Auto overload protection
- Auto thermal protection
- High frequency start



3 YEARS Warranty*



CNC Compatible Models Available

| MODEL | VIPER CUT 30 MKII | RAZOR CUT 40 AIR | RAZOR CUT 45 V2 | Razor CUT 80 |
|-----------------------------|-------------------|-------------------|-------------------|----------------|
| ORDER CODE | C4212 | C4203 | C4231 | C429 |
| Primary Input Voltage | 240V / 10 amp | 240V / 15 amp | 240V / 15 amp | 415V |
| Max. Cutting Thickness (mm) | 12mm Steel | 12mm Steel | 16mm Steel | 30mm Steel |
| Weight (kg) | 8.5kg | 18kg | 10kg | 20kg |
| PRICE ex GST | \$680.91 | \$1,753.64 | \$1,499.09 | \$2,000 |
| PRICE inc GST | \$749 | \$1,929 | \$1,649 | \$2,200 |

AT1000 - Plasma Sub-Micronic Air Filter Canister

- 0.01 micron filtration
- 1250l/min. maximum flow
- 125psi (8.5 bar) max. pressure
- 1/4" NPT thread



| CODE | ex GST | inc GST |
|------|--------|---------|
| C492 | \$200 | \$220 |

Suits All Plasma Cutters

TECNA Spot Welders

Pedestal

- Microprocessor control unit TECNA TE101
- Adjustable length of arms
- Adjustable electrode stroke
- Epoxy resin coated transformer
- Adjustable electrode force
- Foot control adjustable in length
- Water cooled transformer, arms & electrodes
- Chrome / Copper electrode holders for long life, designed for straight and angled fitting

2 YEARS Warranty*



Made in Italy


TECNA Portable Hand Spot Welder

- Welding timer
- Light weight
- Clamp force adjustment
- Heavy duty welder & water cooled (ART 7913)
- *Optional arms

2 YEARS Warranty*



Made in Italy



Optional water cooler, arms & electrodes available

| MODEL | 4640-16 | 4643-25 | 4648-25 |
|---------------------------|----------------|----------------|----------------|
| ORDER CODE | W075 | W076 | W077 |
| Type | Foot Manual | Foot Manual | Foot Pneumatic |
| Maximum Thickness | 2.5 + 2.5mm | 3 + 3mm | 3 + 3mm |
| Nominal Power 50% | 16kVA | 25kVA | 25kVA |
| Min-Max Throat Depth (mm) | 230-550 | 230-550 | 230-550 |
| Arms Gap (mm) | 225 | 220 | 220 |
| Main Power Supply | 415V | 415V | 415V |
| Weight (kg) | 135kg | 145kg | 143kg |
| PRICE ex GST | \$4,750 | \$6,450 | \$7,700 |
| PRICE inc GST | \$5,225 | \$7,095 | \$8,470 |

| MODEL | ART 7900 | ART 7913 |
|-----------------------|----------------|----------------|
| ORDER CODE | W092 | W093 / W0931 |
| Nominal Power @ 50% | 2 kVA | 6 kVA |
| Maximum Thickness | 2 + 2mm | 2 + 2mm |
| Throat Depth (mm) | 125 (*250-500) | (*150-500) |
| Primary Input Voltage | 240V / 15 amp | 415V / 240V |
| Weight (kg) | 11kg | 16kg |
| Main Power Supply | 415V | 415V |
| Weight (kg) | 135kg | 145kg |
| PRICE ex GST | \$1,200 | \$2,700 |
| PRICE inc GST | \$1,320 | \$2,970 |



Additional Arms Available

Welding Equipment

PUREGAS Refillable Gas Cylinders

- **Argon**
Suitable for aluminium MIG welding & all TIG welding
- **Argon/CO2/O2**
Suitable for carbon steel MIG welding
- **Oxygen**
Suitable for brazing & cutting with acetylene & LPG

Never pay rent again,
Saving you time & money!



Store
Pick-Up
Only

Re-Fills - Quick Exchange

| Type | Size | ex GST | inc GST |
|--------------|------|----------|---------|
| Argon | D | \$110 | \$121 |
| Argon/CO2/O2 | D | | |
| Argon | E | \$164.54 | \$181 |
| Argon/CO2/O2 | E | | |
| Argon | G | \$230 | \$253 |
| Argon/CO2/O2 | G | | |
| Oxygen | E | \$127.27 | \$140 |

| ORDER CODE | O300 | O304 | O3045 | O306 | O308 |
|------------|---------------|-------|-------|--------------|--------|
| Gas | Argon | Argon | Argon | Argon/CO2/O2 | Oxygen |
| Bottle | "D" | "E" | "G" | "E" | "E" |
| PRICE | ex GST \$330 | \$450 | \$620 | \$450 | \$400 |
| PRICE | inc GST \$363 | \$495 | \$682 | \$495 | \$440 |

UNIMIG Oxy & LPG Kits

• Australian Standards AS4267, AS4603, AS1335

- Includes:
Bottle regulators,
10 metres gas hose,
heating & cutting
attachments, brazing
tips & cutting nozzles,
safety flash back
arrestors, goggles, tip
cleaner & flint starter



| TYPE | CODE | ex GST | inc GST |
|------|------|----------|---------|
| OXY | O010 | \$495.45 | \$545 |

Includes
Heavy Duty
Tool Box

- Includes:
Bottle regulators,
10 metres gas hose,
heating & cutting
attachments, brazing
tips & cutting nozzles,
safety flash back
arrestors, goggles, tip
cleaner & flint starter



| TYPE | CODE | ex GST | inc GST |
|------|------|----------|---------|
| LPG | O012 | \$517.27 | \$569 |

BROMIC 1811167 OXYSET Portable Brazing & Welding System

- 1 x Oxygen regulator with 2 gauges
- 1 x MAP//Pro™ regulator with 1 gauge
- 2 metre twin hose set with torch
- Flashback arrestors one for gas & one for oxygen torch lines
- 5 x welding nozzle tips
- Goggles & flint sparker
- Combination spanners
- Metal carry stand



1811167K

Package Deal
(O018 + O0181 + O0182)
\$396 inc GST (K075)
SAVE \$44 RRP

| CODE | ex GST | inc GST |
|------|--------|---------|
| O018 | \$340 | \$374 |



Disposable Cylinders

| TYPE | CODE | ex GST | inc GST |
|--------------|-------|--------|---------|
| MAP Gas 400g | O0181 | \$20 | \$22 |
| Oxygen 950ml | O0182 | \$40 | \$44 |



XCEL-ARC Welding Curtain

- Includes frame & wheels
- 1.8 x 1.8 metres



| CODE | ex GST | inc GST |
|------|--------|---------|
| W225 | \$180 | \$198 |

HAFCO MIG & TIG Torch Rests

- Holds your MIG (MTH-1) & TIG (TTH-1) torch in a handy & accessible location • Powerful Ø80mm magnetic base
- Magnetises to your workbench or welder case
- Works in both vertical or horizontal positions
- Quick and easy to rest and release your TIG/MIG torch
- Durable enamel coated finish with zinc plated base



MTH-1

| MODEL | CODE | ex GST | inc GST |
|-------|--------|--------|---------|
| MTH-1 | W10362 | \$18 | \$19.80 |

TTH-1

| MODEL | CODE | ex GST | inc GST |
|-------|--------|--------|---------|
| TTH-1 | W10361 | \$18 | \$19.80 |

GVS SPR502 Eclipse® P3 R D Nuisance Odour Respirator

- Made in UK • Approved to AS/NZS 1716:2012
- Applications:
Welding & Grinding: Metal fumes, ozone & dust
Manufacturing: Glass & composite fibres, fumes
Food: Poultry, powders (dairy), spices, grain dust
Mining: Coal dust, silica dust
Pharmaceutical: Powders & viruses
Construction: Silica, asbestos, concrete, stone dust, aggregate, wood & cement dust, mould



| CODE | ex GST | inc GST |
|-------|--------|---------|
| W1523 | \$70 | \$77 |

HUGE RANGE WELDING ACCESSORIES

Visit www.machineryhouse.com.au/welding-equipment-and-accessories or In Store

Magnetic Products



- Powerful magnet provides an extra hand
- Provides unobstructed access to inside corners for perfect tack welds



| QTY | ANGLE | FORCE | CODE | ex GST | inc GST |
|-----|----------------------|-------|-------|--------|---------|
| 2 | 45°, 60° & 90° | 10kg | W1081 | \$18 | \$19.80 |
| 2 | 15°, 60°, 90° & 120° | 10kg | W1082 | \$20 | \$22.00 |



- Powerful magnet complete with on/off switch
- Ideal for square tubing, angle & flat stock
- Easy to clean, simply turn off & wipe
- 15kg Max force



New Release

| ANGLE | FORCE | CODE | ex GST | inc GST |
|--------------------------------|-------|-------|--------|---------|
| 45°, 90°, 135° | 15kg | W1085 | \$12 | \$13.20 |
| 30°, 45°, 60°, 75°, 90° & 135° | 15kg | W1086 | \$12 | \$13.20 |



- Hold & position round, flat & square parts in multiple applications
- Each V-Pad contains 2 rare earth magnets
- Ø8mm fixture hole

New Release



| QTY | FORCE | CODE | ex GST | inc GST |
|-----|-------|-------|--------|---------|
| 4 | 10kg | W1091 | \$20 | \$24.20 |



- Hold and position sheet metal, round pipes, square, angled or flat stock
- The Inside / Outside Angle Magnets are constructed from two independent rectangular magnets for consistent, undiminished magnetic force



| QTY | ANGLE | FORCE | CODE | ex GST | inc GST |
|-----|-----------------|-------|-------|--------|---------|
| 1 | 90° (30° & 60°) | 18kg | W1032 | \$40 | \$44 |
| 1 | 30° ~ 270° | 12kg | W1030 | \$50 | \$55 |
| 1 | 30° ~ 270° | 15kg | W1031 | \$60 | \$66 |



- Spring camp can be used as the third hand to hold tools
- The Snake Magnet gives you the flexibility to hold stock at odd angles



| CAP. | CODE | ex GST | inc GST |
|-------|-------|--------|---------|
| 450mm | W1005 | \$60 | \$66 |




- 406 x 102 x 25mm (LxWxH)
- The only magnetic level with the On/Off switch
- Holds securely to round and flat surfaces
- Three vials for 0°, 45°, 90° reading



| CODE | ex GST | inc GST |
|-------|--------|---------|
| W1020 | \$120 | \$132 |



- Hold tabs, or any small metal pieces, parallel or perpendicular to the substructure
- The Adjustable Magnetic V-shape base adjusts for different shapes: round, flat, angle metal surfaces




| FORCE | CODE | ex GST | inc GST |
|-------|-------|--------|---------|
| 8kg | W1022 | \$40 | \$44 |

Locking Clamps



- Adjustable top spindle for holding pipes of varying sizes
- 2 large V-Pads provide a better clamping surface
- 0° & 45° angle clip allows angled clamping



| MODEL | DIA. RANGE | THROAT | CODE | ex GST | inc GST |
|---------|------------|--------|-------|--------|---------|
| PG622V | 25-50mm | 50mm | W1015 | \$40 | \$44 |
| PG114VM | 38-64mm | 89mm | W1014 | \$60 | \$66 |




- Fast, precise and affordable clamping tools for corners and T-joints
- A quick way to hold work pieces at 90°
- Capable of holding a 3-axis workpiece
- Wide opening offers unobstructed welding access



| MODEL | THROAT | CAP. | CODE | ex GST | inc GST |
|--------|--------|------|-------|--------|---------|
| UDL365 | 76mm | 50mm | W1019 | \$80 | \$88 |



- The single-hand corner clamping tool
- Ideal for quick hold and release on metal, wood & synthetic materials
- A "helping hand" to hold stock firmly at right angles while creating or repairing permanent joints



| MODEL | THROAT | CAP. | CODE | ex GST | inc GST |
|-------|--------|------|-------|--------|---------|
| PL634 | 76mm | 32mm | W1013 | \$80 | \$88 |

BuildPro™


- Rotating V-Pad on the top jaw
- Adjustable swivel head spindle on the bottom jaw
- Up to 63.5 mm in diameter, against a flat or angled surface



| MODEL | THROAT | OPENING | CODE | ex GST | inc GST |
|--------|--------|---------|--------|--------|---------|
| PG637V | 76mm | 63.5mm | W07990 | \$35 | \$38.50 |



- Made of heat treated steel and nickel/chrome plated for strength and durability. Updated features help you work quickly, safely and efficiently



| MODEL | THROAT | CAP. | CODE | ex GST | inc GST |
|--------|--------|-------|-------|--------|---------|
| PR6S | 46mm | 56mm | W1018 | \$40 | \$44 |
| PR115S | 83mm | 102mm | W1017 | \$50 | \$55 |
| PR115 | 83mm | 102mm | W1016 | \$50 | \$55 |



- Adjustable from 30° - 275°.
- Adjust to the desired angle & "lock" into position with the handle.
- Join round & flat work pieces, or arterials with different thicknesses



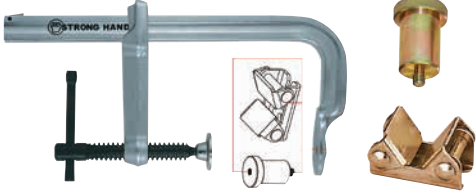
| MODEL | THROAT | CAP. | CODE | ex GST | inc GST |
|-------|--------|------|-------|--------|---------|
| PA634 | 76mm | 76mm | W1012 | \$100 | \$110 |

Welding Equipment

Magnetic Products



- Made of heat treated alloy steel & nickel/chrome plated
- The V-Pad enable pipe clamping
- Reverse the clamp arm & attachment to create a spreader clamp
- The extender block allows step over clamping with ease



| CAP. | THROAT | FORCE | CODE | ex GST | inc GST |
|-------|--------|---------|-------|--------|---------|
| 165mm | 120mm | 460kg | W1028 | \$70 | \$77 |
| 215mm | 120mm | 550kg | W1027 | \$80 | \$88 |
| 320mm | 140mm | 1,100kg | W1026 | \$200 | \$220 |
| 520mm | 140mm | 1,100kg | W1025 | \$250 | \$275 |

BuildPro™

- Made of heat treated alloy steel & nickel/chrome plated
- The V-Pad enable pipe clamping
- Reverse the clamp arm & attachment to create a spreader clamp
- The extender block allows step over clamping with ease



| THROAT | OPENING | CODE | ex GST | inc GST |
|--------|---------|--------|--------|---------|
| 83mm | 75mm | W07970 | \$35 | \$38.50 |
| 83mm | 115mm | W07971 | \$36 | \$39.60 |

BuildPro™

- Slide the Sidekick onto the clamp rail of inserta clamps and sliding channel clamps for horizontal clamping force



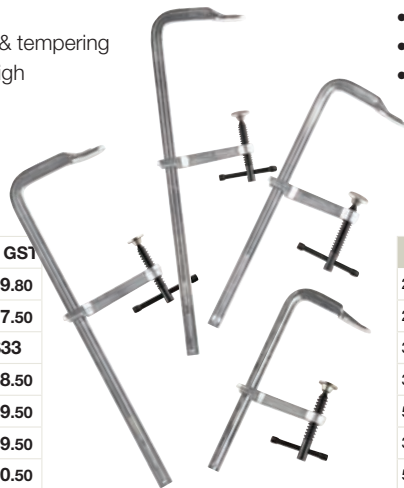
Find More Information Online

| SIZE | LENGTH | CODE | ex GST | inc GST |
|------|--------|--------|--------|---------|
| 25mm | 0.28mm | W07950 | \$20 | \$22 |

F Clamps



- T-Bar Handle
- Drop forged steel construction for superior strength & rigidity making them virtually unbreakable
- Precision controlled hardening & tempering
- Chrome plating treatment for high corrosion resistance



| CAP. | THROAT | CODE | ex GST | inc GST |
|-------|--------|-------|--------|---------|
| 200mm | 80mm | C0021 | \$18 | \$19.80 |
| 200mm | 100mm | C0025 | \$25 | \$27.50 |
| 300mm | 100mm | C0027 | \$30 | \$33 |
| 300mm | 120mm | C0032 | \$35 | \$38.50 |
| 500mm | 120mm | C0034 | \$45 | \$49.50 |
| 300mm | 140mm | C0052 | \$45 | \$49.50 |
| 500mm | 140mm | C0054 | \$55 | \$60.50 |



- Quick action ratchet handle
- Drop forged steel construction for superior strength & rigidity making them virtually unbreakable
- Quick action ratchet clamping handle
- Precision controlled hardening & tempering
- Chrome plating treatment for high corrosion resistance



| CAP. | THROAT | CODE | ex GST | inc GST |
|-------|--------|-------|--------|---------|
| 200mm | 80mm | C0071 | \$29 | \$31.90 |
| 200mm | 100mm | C0075 | \$39 | \$42.90 |
| 300mm | 100mm | C0077 | \$45 | \$49.50 |
| 300mm | 120mm | C0082 | \$50 | \$55 |
| 500mm | 120mm | C0084 | \$60 | \$66 |
| 300mm | 140mm | C0092 | \$60 | \$66 |
| 500mm | 140mm | C0094 | \$70 | \$77 |

HAFCO Toggle Clamps

For more information go to our website: www.machineryhouse.com.au

Horizontal Clamp



KL-201-C

| Model | CAP. | HANDLE MOVES | BAR MOVES | CODE | ex GST | inc GST |
|----------|-------|--------------|-----------|-------|--------|---------|
| KL-201C | 100kg | 87° | 79° | C1003 | \$16 | \$17.60 |
| KL-225D | 250kg | 65° | 90° | C1005 | \$18 | \$19.80 |
| MP-20235 | 340kg | 50° | 85° | C1006 | \$24 | \$26.40 |

Straight Line



KL-36020

| Model | CAP. | HANDLE MOVES | PLUNGER TRAVEL | CODE | ex GST | inc GST |
|-----------|-------|--------------|----------------|-------|--------|---------|
| KL-36020 | 220kg | 144.5° | 29.3mm | C1008 | \$24 | \$26.40 |
| MP-303-EM | 450kg | 190° | 50mm | C1009 | \$35 | \$38.50 |
| MP-304-HM | 680kg | 190° | 62mm | C1010 | \$39 | \$42.90 |

Straight Line with Threaded Collar



| Model | CAP. | HANDLE MOVES | BAR MOVES | CODE | ex GST | inc GST |
|-----------|-------|--------------|-----------|-------|--------|---------|
| MP-36224M | 690kg | 180° | 67° | C1011 | \$32 | \$35.20 |

Vertical Clamp

| Model | CAP. | HANDLE MOVES | BAR MOVES | CODE | ex GST | inc GST |
|----------|-------|--------------|-----------|-------|--------|---------|
| KL-102B | 100kg | 65° | 90° | C1001 | \$16 | \$17.60 |
| KL-12130 | 227kg | 65° | 100° | C100 | \$18 | \$19.80 |
| MP-12265 | 340kg | 58° | 105° | C0999 | \$24 | \$26.40 |
| MP-10247 | 450kg | 70° | 135° | C0998 | \$32 | \$35.20 |



KL-102B

Rhino Cart Mobile Fixturing Station

TDQ612075-K1

- The Rhino Cart Mobile Fixturing Station is a turnkey system for fixturing and clamping in welding & fabrication. Clamp and fixture at any point on the reversible, flat, nitrided (heat treated) 1200 x 750mm tabletop for accuracy in all of your setups
- 16mm thick steel plate reversible tabletop with nitrided black oxide protective finish for wear, rust and weld spatter resistance. Accurately position parts in CNC precision bored 16mm diameter holes in 50 x 50mm spacing pattern



Watch Video

700kg Load Capacity



Includes 66 Piece Tooling Kit



View Accessories

Optional Accessories

TPL3021 - Plasma Cutting Tray



| CODE | ex GST | inc GST |
|--------|--------|---------|
| W07757 | \$220 | \$242 |

| MODEL | TDQ612075-K1 | |
|---------------------|----------------|------------------|
| ORDER CODE | W07705 | |
| Table (LxWxH) | mm | 1200 x 750 x 910 |
| Top Plate Thickness | mm | 16 |
| Hole / Grid Pattern | mm | Ø16 / 50 x 50 |
| Table Load Capacity | kg | 700 |
| Weight | kg | 195 |
| PRICE | ex GST | \$3,350 |
| PRICE | inc GST | \$3,685 |

BuildPro Modular Welding Tables

BuildPro™

- All BuildPro® Tables have 16mm thick steel plate with Ø16mm holes in a 50mm grid pattern. All tables, except BuildPro® MAX, have 40mm slots between plates • Ø16mm holes • 16mm thick plate
- Standard & Nitrided table finish available • 50 x 50mm grid pattern

BuildPro Modular Welding Table Tops Only


| Size LxW | Table Top Finish | CODE | ex GST | inc GST |
|-------------|------------------|--------|---------|---------|
| 1160 x 1000 | Standard | W07712 | \$2,090 | \$2,299 |
| 1960 x 1000 | Standard | W07716 | \$3,190 | \$3,509 |
| 1960 x 1000 | Nitrided | W07717 | \$4,650 | \$5,115 |
| 2560 x 1250 | Standard | W07720 | \$5,540 | \$5,995 |
| 2560 x 1250 | Nitrided | W07721 | \$6,450 | \$7,095 |

BuildPro Modular Welding Tables with Legs

| Size LxW | Table Top Finish | CODE | ex GST | inc GST |
|---------------|------------------|---------|---------|---------|
| 1160x1000x900 | Standard | W07712A | \$6,890 | \$7,579 |
| 1960x1000x900 | Standard | W07716A | \$3,650 | \$4,015 |
| 1960x1000x900 | Nitrided | W07717A | \$5,090 | \$5,599 |
| 2560x1250x900 | Standard | W07720A | \$5,890 | \$6,479 |
| 2560x1250x900 | Nitrided | W07721A | \$6,890 | \$7,579 |



Watch Video



Shown with Optional Clamps & Fixtures



BuildPro Max



Shown with Optional Clamps & Fixtures

BuildPro Max Modular Welding Tables with Legs

| Size LxWxH | Table Top Finish | CODE | ex GST | inc GST |
|---------------|------------------|---------|---------|---------|
| 2000x1250x900 | Standard | W07722A | \$5,390 | \$5,929 |
| 2000x1250x900 | Nitrided | W07723A | \$6,990 | \$7,689 |
| 2550x1250x900 | Standard | W07724A | \$6,790 | \$7,469 |
| 2550x1250x900 | Nitrided | W07725A | \$7,790 | \$8,569 |

Ball Lock Bolts

| CLAMPING CAP. | QTY | TYPE | CODE | ex GST | inc GST |
|---------------|-----|------------------------------|--------|--------|---------|
| 28mm | 1 | Fixed Length | W08042 | \$35 | \$38.50 |
| 22 - 27mm | 1 | Connent Table to Accessories | W08052 | \$35 | \$38.50 |
| 24mm | 1 | Flush Mount | W08044 | POA | POA |
| 28mm | 1 | Flush Mount | W08046 | \$35 | \$38.50 |



W08042



W08052



W08044
W08046



See More Welding Accessories





METALMASTER M16 PRO M16 Pro Series

The Metalmaster M16 Pro Series welding tables are manufactured using heavy S355 plate steel & featuring welded & ribbed construction to maintain rigidity. The surface is CNC machined to a nominal thickness of 12mm while achieving a high flatness tolerance of +/- 0.1mm over 1m² for an accurate welding surface. The precision bored Ø16mm holes ensure a hole distance tolerance of +/- 0.05mm the industry standard 50 x 50mm hole pattern gives you a multitude of fixture holes. Our Pro Series tables include engraved grid lines every 50mm & three models include perimeter ruler to give you millimetre precision along with plasma nitriding coating which thermochemically case hardens the surface so not only making it harder but also spatter, wear & rust resistant.

METALMASTER M16 PRO Features

- Precision CNC machined to ensure flatness of +/- 0.1mm over 1m²
- Ø16mm Precision bored fixing holes at 50mm centres
- 50 x 50mm hole grid pattern with 50mm grid lines
- 3 Models available with perimeter ruler engraving & plasma nitriding surface finish

METALMASTER M16 PRO Standard Range

2000 x 1000mm - WT16-2010

- Plain steel Finish
- Round steel legs with adjustable feet


METALMASTER M16 PRO Deluxe Range

1200 x 1200mm - WT16-1212N

2000 x 1000mm - WT16-2010N

2400 x 1200mm - WT16-2412N

- Plasma nitride surface finish
- Perimeter engraving
- Heavy duty square steel legs with caster feet




Plasma Nitriding Surface Finish (3 Models)




Perimeter Ruler Engraving



16mm Diameter Holes



50 x 50mm Hole Centres Pattern



100mm sides

| MODEL ORDER CODE | WT16-2010 W07804 | WT16-1212N W07809 | WT16-2010N W07811 | WT16-2412N W07812 |
|----------------------|---------------------|--------------------------|--------------------------|--------------------------|
| Table Top Finish | Standard | Plasma Nitriding Coating | Plasma Nitriding Coating | Plasma Nitriding Coating |
| Table Top Size mm | 2000 x 1000 | 1200 x 1200 | 2000 x 1000 | 2400 x 1200 |
| Table Side Height mm | 100 | 100 | 100 | 100 |
| Weight kg | 315 | 264 | 315 | 431 |
| PRICE ex GST | \$3,950 | \$3,150 | \$4,950 | \$6,750 |
| PRICE inc GST | \$4,345 | \$3,465 | \$5,445 | \$7,425 |

Welding Table Clamps



T-Bar Type

| THROAT | OPENING HEIGHT | CODE | ex GST | inc GST |
|--------|----------------|--------|--------|---------|
| 80mm | 150mm | W07829 | \$25 | \$27.50 |
| 80mm | 250mm | W07830 | \$29 | \$31.90 |
| 100mm | 200mm | W07831 | \$32 | \$35.20 |
| 100mm | 300mm | W07832 | \$35 | \$38.50 |
| 100mm | 500mm | W07833 | \$40 | \$44.00 |



Ratchet Type

| THROAT | OPENING HEIGHT | CODE | ex GST | inc GST |
|--------|----------------|--------|--------|---------|
| 120mm | 200mm | W07834 | \$45 | \$49.50 |
| 120mm | 300mm | W07835 | \$50 | \$55.00 |




Universal Type

| CODE | ex GST | inc GST |
|--------|---------|---------|
| W07826 | \$82.50 | \$90.75 |

Rapid Type

| THROAT | OPENING HEIGHT | CODE | ex GST | inc GST |
|--------|----------------|--------|--------|---------|
| 65mm | 60mm | W07836 | \$20 | \$22 |
| 93mm | 100mm | W07837 | \$25 | \$27.50 |
| 159mm | 120mm | W07839 | \$27 | \$29.70 |




Straight Bar Stops

| SIZE | CODE | ex GST | inc GST |
|-----------------|--------|--------|---------|
| 115 x 30 x 12mm | W07862 | \$25 | \$27.50 |
| 150 x 30 x 12mm | W07863 | \$35 | \$38.50 |
| 200 x 30 x 12mm | W07864 | \$45 | \$49.50 |
| 300 x 30 x 12mm | W07866 | \$60 | \$66.00 |



Right Angle Brackets

| SIZE | CODE | ex GST | inc GST |
|-----------------|--------|--------|---------|
| 40 x 40 x 30mm | W07840 | \$25 | \$27.50 |
| 90 x 40 x 30mm | W07841 | \$29 | \$31.90 |
| 90 x 90 x 30mm | W07844 | \$35 | \$38.50 |
| 140 x 90 x 30mm | W07845 | \$40 | \$44.00 |



L Brackets

| SIZE | CODE | ex GST | inc GST |
|------------------|--------|--------|---------|
| 105 x 105 x 30mm | W07853 | \$45 | \$49.50 |
| 155 x 180 x 30mm | W07855 | \$90 | \$99.00 |



T Brackets

| SIZE | CODE | ex GST | inc GST |
|-----------------|--------|--------|---------|
| 130 x 90 x 30mm | W07857 | \$90 | \$99 |
| 130 x 90 x 30mm | W07858 | \$90 | \$99 |



Ball Lock Pins

| SIZE | TYPE | CODE | ex GST | inc GST |
|-----------|--------------------|--------|--------|---------|
| 16 x 18mm | Std | W07890 | \$22 | \$24.20 |
| 16 x 24mm | Std | W07891 | \$20 | \$22.00 |
| 16 x 28mm | Std | W07892 | \$24 | \$26.40 |
| 16 x 36mm | Std | W07893 | \$24 | \$26.40 |
| 16 x 24mm | Countersink | W07895 | \$24 | \$26.40 |
| 16 x 24mm | Double Countersink | W07897 | \$20 | \$22.00 |



Magnetic Plug Pin

| SIZE | CODE | ex GST | inc GST |
|-----------|--------|--------|---------|
| 16 x 12mm | W07899 | \$18 | \$19.80 |



Eccentric Pads

| DIA. | CODE | ex GST | inc GST |
|------|--------|--------|---------|
| 50mm | W07887 | \$25 | \$27.50 |
| 75mm | W07888 | \$30 | \$33.00 |



V Supports

| DEGREE OPENING | TYPE | CODE | ex GST | inc GST |
|----------------|----------|--------|--------|---------|
| 90 + 120° | Cross | W07880 | \$35 | \$38.50 |
| 90° | V-Square | W07884 | \$75 | \$82.50 |
| 130° | Std | W07885 | \$65 | \$71.50 |



Riser Blocks

| SIZE | TYPE | CODE | ex GST | inc GST |
|--------------------|-----------|--------|--------|---------|
| 300 x 100 x 100mm | Cast Iron | W07870 | \$220 | \$242 |
| 500 x 100 x 100mm | Steel | W07875 | \$590 | \$649 |
| 1000 x 100 x 100mm | Steel | W07877 | \$900 | \$990 |



Half Blocks

| SIZE | CODE | ex GST | inc GST |
|------------------|--------|--------|---------|
| 300 x 100 x 50mm | W07868 | \$390 | \$429 |
| 500 x 100 x 50mm | W07869 | POA | POA |



Large Angle Brackets

| SIZE | CODE | ex GST | inc GST |
|------------------|--------|--------|---------|
| 300 x 150 x 50mm | W07850 | \$590 | \$649 |
| 400 x 200 x 50mm | W07851 | \$690 | \$759 |
| 600 x 200 x 50mm | W07852 | \$850 | \$935 |



Table Accessories


| TYPE | CODE | ex GST | inc GST |
|-------------|--------|--------|---------|
| Brush | W07900 | \$18 | \$19.80 |
| Lifting Kit | W07820 | \$220 | \$242 |



Pro Series Welding Table Clamp Kits

• Suits Metalmaster M16 Pro Series Tables with Ø16mm holes

WT16-KIT52 - 52 Piece




| CODE | ex GST | inc GST |
|--------|--------|---------|
| W07814 | \$690 | \$759 |



See More Online

WT16-KIT70 - 70 Piece

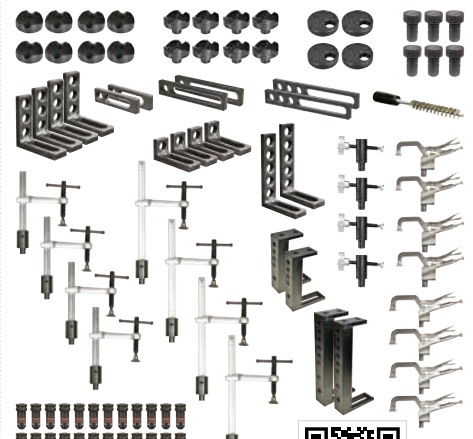


| CODE | ex GST | inc GST |
|--------|--------|---------|
| W07815 | \$950 | \$1,045 |



See More Online

WT16-KIT93 - 93 Piece



| CODE | ex GST | inc GST |
|--------|---------|---------|
| W07816 | \$1,750 | \$1,925 |



See More Online



ST28-2010N



M28 Pro Series

The Metalmaster M28 Pro Series welding tables are manufactured using heavy S355 plate steel & featuring welded & ribbed construction to maintain rigidity. The surface is CNC machined to a nominal thickness of 25mm while achieving a high flatness tolerance of +/- 0.1mm over 1m² for an accurate welding surface. The precision bored Ø28mm holes ensure a hole distance tolerance of +/- 0.05mm the diagonal hole pattern gives you a multitude of fixture holes. Our Pro Series tables include engraved grid lines every 100mm & include perimeter ruler to give you millimetre precision along with plasma nitriding coating which thermochemically case hardens the surface so not only making it harder but also spatter, wear & rust resistant.



Deluxe Range

2000 x 1000mm - WT28-2010N
 2400 x 1200mm - WT28-2412N
 3000 x 1500mm - WT28-3015N


- Precision CNC machined to ensure flatness of +/- 0.1mm over 1m²
- Ø28mm Precision bored fixing holes
- Diagonal hole grid pattern (100 x 100mm with additional hole in the middle)
- Perimeter ruler engraving & plasma nitriding surface finish
- Heavy duty square steel legs with caster feet



WT28-3015N



28mm Diameter Holes



100 x 100mm Hole Centres Diagonal Pattern



Perimeter Ruler Engraving

| MODEL | | WT28-2010N | WT28-2412N | WT28-3015N |
|-------------------|----------------|--------------------------|----------------|-----------------|
| ORDER CODE | | W08255 | W08257 | W08260 |
| Table Top Finish | | Plasma Nitriding Coating | | |
| Table Top Size | mm | 2000 x 1000 | 2400 x 1200 | 3000 x 1500 |
| Table Side Height | mm | 200 | 200 | 200 |
| Weight | kg | 655 | 901 | 1380 |
| PRICE | ex GST | \$5,950 | \$7,950 | \$10,250 |
| PRICE | inc GST | \$6,545 | \$8,745 | \$11,275 |



Plasma Nitriding Surface Finish (3 Models)



200mm Sides

Welding Equipment



Welding Table Clamp with T-Bar Handle

| SIZE W x H x Handle | CODE | ex GST | inc GST |
|------------------------|--------|--------|---------|
| 300 x 300 x 155mm | W08301 | \$45 | \$49.50 |
| 300 x 155mm | W08304 | \$45 | \$49.50 |
| 300 x 300 x 155 | W08307 | \$45 | \$49.50 |



Straight Bar Stops W08340

| SIZE | CODE | ex GST | inc GST |
|-----------------|--------|--------|---------|
| 100 x 50 x 25mm | W08340 | \$20 | \$22.00 |
| 150 x 50 x 25mm | W08341 | \$25 | \$27.50 |
| 225 x 50 x 25mm | W08342 | \$30 | \$33.00 |
| 300 x 50 x 25mm | W08343 | \$40 | \$44.00 |



Angle Bracket / Stops

| SIZE | CODE | ex GST | inc GST |
|------------------|--------|--------|---------|
| 75 x 75 x 50mm | W08320 | \$27 | \$29.70 |
| 175 x 75 x 50mm | W08321 | \$30 | \$33.00 |
| 175 x 175 x 50mm | W08324 | \$40 | \$44.00 |
| 275 x 175 x 50mm | W08325 | \$50 | \$55.00 |



Adjustable Height Pad

| SIZE | CODE | ex GST | inc GST |
|----------|--------|--------|---------|
| 80-110mm | W08367 | \$75 | \$82.50 |



L Bracket

| SIZE W x H x Handle | CODE | ex GST | inc GST |
|------------------------|--------|--------|---------|
| 175 x 175 x 25mm | W08330 | \$55 | \$60.50 |
| 275 x 225 x 25mm | W08331 | \$85 | \$93.50 |



T Bracket

| SIZE | CODE | ex GST | inc GST |
|------------------|--------|--------|---------|
| 250 x 150 x 25mm | W08355 | POA | POA |



Table Accessories

| TYPE | PIECES | CODE | ex GST | inc GST |
|------------------|--------|--------|--------|----------|
| Circular Shim | 10 | W08357 | \$70 | \$77.00 |
| Rectangular Shim | 8 | W08359 | \$65 | \$71.50 |
| Lifting Kit | 10 | W08290 | \$270 | \$297.00 |



W08357



Angle Bracket Sets

| SIZE | CODE | ex GST | inc GST |
|-------------------|--------|---------|---------|
| 300 x 275 x 100mm | W08326 | \$450 | \$495 |
| 600 x 375 x 100mm | W08327 | \$750 | \$825 |
| 800 x 375 x 100mm | W08328 | \$1,040 | \$1,144 |



Adjustable Angle Bracket

| SIZE | CODE | ex GST | inc GST |
|-------------------|--------|--------|---------|
| 500 x 100 x 100mm | W08329 | \$450 | \$495 |



Riser Blocks

| SIZE | CODE | ex GST | inc GST |
|--------------------|--------|---------|---------|
| 500 x 200 x 200mm | W08350 | \$600 | \$660 |
| 1000 x 200 x 200mm | W08351 | \$1,200 | \$1,320 |
| 1500 x 200 x 200mm | W08353 | \$1,800 | \$1,980 |
| 2000 x 200 x 200mm | W08354 | \$2,400 | \$2,640 |

W08350

Ball Lock Pins

| SIZE | TYPE | CODE | ex GST | inc GST |
|-----------|--------------------|--------|--------|---------|
| 28 x 50mm | Std | W08370 | \$24 | \$26.40 |
| 28 x 75mm | Std | W08371 | \$25 | \$27.50 |
| 28 x 50mm | Countersink | W08372 | \$23 | \$25.30 |
| 28 x 50mm | Double Countersink | W08373 | \$22 | \$24.20 |
| 28 x 75mm | Double Countersink | W08374 | \$27 | \$29.70 |



Magnetic Plug Pin

| SIZE | CODE | ex GST | inc GST |
|-----------|--------|--------|---------|
| 28 x 25mm | W08375 | \$25 | \$27.50 |



Eccentric Pads

| DIA. | CODE | ex GST | inc GST |
|-------|--------|--------|---------|
| 75mm | W08365 | \$25 | \$27.50 |
| 100mm | W08366 | \$35 | \$38.50 |



V-Pad

| DEGREE OPENING | CODE | ex GST | inc GST |
|----------------|--------|--------|---------|
| 90 & 120° | W08360 | \$50 | \$55.00 |
| 120° | W08363 | \$75 | \$82.50 |



W08363



Welding Table Clamp Kits

• Suits tables with Ø28mm holes

WT28-KIT42 - 42 Piece



| CODE | ex GST | inc GST |
|--------|---------|---------|
| W08280 | \$1,150 | \$1,265 |



See More Online

WT28-KIT96 - 96 Piece



| CODE | ex GST | inc GST |
|--------|---------|---------|
| W08282 | \$2,650 | \$2,915 |



See More Online

HAFCO WT-01

- Table tilt positions: horizontal, 30° & 90°
- Table top height from 790 - 925mm
- 760 x 510mm table size
- 100kg table top load capacity
- Two retractable, perpendicular steel guide rails can be used as guides, stops, or clamping edges



Portable on Wheels

| CODE | ex GST | inc GST |
|-------|--------------|--------------|
| W1004 | \$120 | \$132 |

HAFCO FXT-915 Fixture Table

- 915 x 460mm table dimensions
- Genuine 3mm steel top plate
- Table Holes: 16mm @ 63.5mm centres
- Heavy legs made from 50 x 50 x 4mm mild steel angle
- 4 x large swivel castor wheels with brake
- 500kg load capacity
- Steel storage shelf



| CODE | ex GST | inc GST |
|--------|--------------|--------------|
| W08450 | \$220 | \$242 |

HAFCO PCT-7510 Plasma Cutting Table

- Designed & developed in Australia
- Generous 750 x 1000mm overall size
- Precision laser cut components
- 16 pieces of 40 x 3mm sacrificial steel cutting slats
- Dust/waste chute
- Includes 5mm laser cut steel frame, 50 x 50mm powder coated steel tube legs with adjustable feet



| CODE | ex GST | inc GST |
|--------|--------------|--------------|
| W08602 | \$320 | \$352 |



HAFCO WT1D-107

- 750 x 1000mm tabletop size
- 5mm steel plate construction
- 16mm laser cut fixing holes at 50mm centres
- 50 x 50mm hole grid pattern
- Supplied standard with caster mounting plates to easily turn your table in a mobile welding station
- Self weld design



| TABLE SIZE (mm) | CODE | ex GST | inc GST |
|-----------------|--------|--------------|--------------|
| 750 x 1000 | W08453 | \$360 | \$396 |

HAFCO WT1D-128


- 1190 x 790mm table top
- 10mm steel c/w 16mm laser cut fixing holes at 100mm centres
- 100x100mm grid pattern
- Heavy 80mm square legs with adjustable feet



| CODE | ex GST | inc GST |
|--------|--------------|--------------|
| W08455 | \$490 | \$539 |

Optional Accessory WT-72T - Welding Clamp Tool Tray

| CODE | ex GST | inc GST |
|--------|-------------|----------------|
| W08524 | \$45 | \$49.50 |



HAFCO Economy 3D Welding Tables

Overview

Precision laser cut steel design these self-weld welding tables have been designed with inter-locking solid steel ribs to ensure a solid surface. Complete with 16mm laser cut holes with an industry standard 50 x 50mm grid pattern making it the perfect solution for both welding and clamping applications.

Features

- 16mm laser cut fixing holes
- 50 x 50mm hole grid pattern
- Heavy 50mm square steel tube legs with adjustable feet
- Supplied standard with caster mounting plates to easily turn your table in a mobile welding station

5mm Range

600 x 900mm - WT3D-6090E

- 5mm steel plate construction
- 100mm sides
- 4pcs of caster mounting pads



| TABLE SIZE (mm) | CODE | ex GST | inc GST |
|-------------------|--------|--------------|--------------|
| 600 x 900 x 100mm | W08458 | \$590 | \$649 |

6mm Range

750 x 1000mm - WT3D-7510

1200 x 1200mm - WT3D-1212

- 6mm steel plate construction
- 150mm sides
- Includes 4pc of welding squares & 2pcs of riser blocks
- 4pcs of caster mounting pads



| TABLE SIZE (mm) | CODE | ex GST | inc GST |
|---------------------|--------|----------------|----------------|
| 750 x 1000 x 150mm | W08463 | \$950 | \$1,045 |
| 1200 x 1200 x 150mm | W08465 | \$1,250 | \$1,375 |



Side Clamp (2 pack)

| MOUNT TYPE | SUITS SIZE | CODE | ex GST | inc GST |
|--------------|------------|--------|--------|---------|
| Ø16mm Spigot | 16mm | W08508 | \$35 | \$38.50 |



Adjustable Welding Table Clamp (2 pack)

| CLAMPING CAP. (mm) | CODE | ex GST | inc GST |
|--------------------|--------|--------|---------|
| 140 | W08520 | \$55 | \$60.50 |

Weld Clamps with Locking Nuts (2 pack)

| MODEL | THROAT | CODE | ex GST | inc GST |
|--------|--------|--------|--------|---------|
| SC-50 | 50mm | W08509 | \$32 | \$35.20 |
| SC-60 | 60mm | W08510 | \$60 | \$66.00 |
| SC-80 | 80mm | W08511 | \$60 | \$66.00 |
| SC-100 | 100mm | W08512 | \$50 | \$55.00 |



Locking Clamps

| JAW OPENING | THROAT DEPTH | CODE | ex GST | inc GST |
|-------------|--------------|-------|--------|---------|
| 50mm / 2" | 75mm / 3" | C103 | \$18 | \$19.80 |
| 280mm | 90mm | C1031 | \$22 | \$24.20 |

Locating Pin

- Fast & easy way to securely position fixture elements to a table

| SIZE | QTY | LENGTH | CODE | ex GST | inc GST |
|-----------|-----|--------|--------|--------|---------|
| 16 x 40mm | 6 | 40mm | W08504 | \$22 | \$24.20 |



Magnetic Rest Pad

- Use in conjunction with 12mm thick fixture elements

| DIA. | HEIGHT | CODE | ex GST | inc GST |
|-------|--------|--------|--------|---------|
| Ø38mm | 12mm | W08505 | \$25 | \$27.50 |



Multi-Purpose Stop (Threaded Type)

- Increases clamp height by an additional 25mm (W08514) or 50mm (W08516)

| TOP HEIGHT | CODE | ex GST | inc GST |
|------------|--------|--------|---------|
| 25mm | W08514 | \$20 | \$22.00 |
| 50mm | W08516 | \$20 | \$22.00 |



Multi-Purpose Stop (Pin Type)

- M12 internal thread
- Suits Ø16mm holes

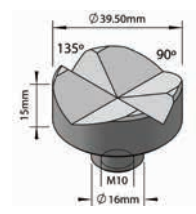
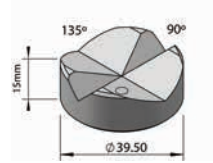
| OVERALL HEIGHT | CODE | ex GST | inc GST |
|----------------|--------|--------|---------|
| 25mm | W08513 | \$22 | \$24.20 |
| 38mm | W08515 | \$20 | \$22.00 |
| 50mm | W08517 | \$20 | \$22.00 |



Cross Type V-Pad

- 90 Degree V to hold up to 20mm round or square on its edge
- 135 Degree V to hold up to 50mm round


| TYPE | QTY | CODE | ex GST | inc GST |
|----------|-----|--------|--------|---------|
| Magnetic | 4 | W08506 | \$25 | \$27.50 |
| Spigot | 4 | W08507 | \$24 | \$26.40 |



- Either side mount to a 3D welding table or surface mount to a bench or 1D welding table
- Generous 460 x 740mm work area
- Precision laser cut components
- Replaceable sacrificial 40 x 3mm steel cutting slats
- Easily removable when not in use

PCA-4675 Plasma Cutting Attachment

| CODE | ex GST | inc GST |
|--------|--------|---------|
| W08600 | \$90 | \$99 |



Riser Block

- Heavy 6mm steel construction
- Easy to assemble self-weld design
- Precision laser cut Ø16mm holes @ 50mm centres

| SIZE (mm) | CODE | ex GST | inc GST |
|-------------|--------|--------|---------|
| 300x100x100 | W08577 | \$85 | \$93.50 |

Weld Square

| SIZE (mm) | CODE | ex GST | inc GST |
|-------------|--------|--------|---------|
| 200x100x50 | W08532 | \$50 | \$55.00 |
| 300x150x100 | W08554 | \$85 | \$93.50 |



WT-72T Welding Clamp Tool Tray

| CODE | ex GST | inc GST |
|--------|--------|---------|
| W08524 | \$45 | \$49.50 |

Welding Table Clamp Kits

SRK-24 - Starter



| CODE | ex GST | inc GST |
|--------|--------|---------|
| W08495 | \$150 | \$165 |



See More Online

SRK-40 - Square & Round



| CODE | ex GST | inc GST |
|--------|--------|---------|
| W08500 | \$190 | \$209 |



See More Online

SRK-43 - Fundamentals



| CODE | ex GST | inc GST |
|--------|--------|---------|
| W08501 | \$360 | \$396 |



See More Online



Ball Bearing Blade Guides



Cast Iron Tilt Table to 45°

HAFCO WOODMASTER BP-255

- 375W / 1/2 hp 240V induction motor
- Ball bearing blade guides to ensures smooth operation
- Safety magnetic switch with dust cover and emergency stop
- LED work light on flexible arm
- Cast iron table tilts 0-45° with mitre guide
- Geared rack on cutting height adjustment
- 2 blade speeds - 400 & 800m/min
- Aluminium rip fence with quick action lock
- Steel stand with slide dust compartment drawer

Includes: Stand ✓ Mitre Guide ✓ Rip Fence ✓
100mm Dust Port ✓ Push Stick ✓ Allen Keys & Spanner ✓

Blades to suit: BP-255

| TYPE | TPI | TYPE | CODE | ex GST | inc GST |
|--------|-------------|--------|-------|--------|---------|
| Carbon | 6 | Medium | W950A | \$18 | \$19.80 |
| Carbon | 3 | Coarse | W950B | \$18 | \$19.80 |
| Carbon | 6 Narrow | Medium | W950F | \$18 | \$19.80 |



Ball Bearing Blade Guides



Cast Iron Tilt Table to 45°

HAFCO WOODMASTER BP-310

- 750W / 1hp 240V induction motor
- Ball bearing blade guides to ensures smooth operation
- Safety magnetic switch with dust cover and emergency stop
- LED work light on flexible arm
- Cast iron table tilts 0-45° with mitre guide
- Quick release blade tension lever
- 2 blade speeds - 370 & 800m/min
- Aluminium rip fence with quick action lock
- Steel stand with slide dust compartment drawer


Includes: Stand ✓ Mitre Guide ✓ Rip Fence ✓
100mm Dust Port ✓ Push Stick ✓ Allen Keys & Spanner ✓

Blades to suit: BP-310

| TYPE | TPI | TYPE | CODE | ex GST | inc GST |
|--------|-------------|--------|-------|--------|---------|
| Carbon | 6 | Medium | W420A | \$18 | \$19.80 |
| Carbon | 3 | Coarse | W420B | \$18 | \$19.80 |
| Carbon | 6 Narrow | Medium | W420F | \$18 | \$19.80 |



Watch Video



Optional Circle Cutting Attachments

| MODEL | CIRCLE | SUITS | CODE | ex | inc |
|---------|-----------|--------|-------|------|------|
| CCA-255 | 110-600mm | BP-255 | W949 | \$40 | \$44 |
| CCA-310 | 110-730mm | BP-310 | W9492 | \$40 | \$44 |
| CCA-360 | 110-800mm | BP-360 | W9495 | \$40 | \$44 |



Ball Bearing Blade Guides



Dust Collection Drawer

HAFCO WOODMASTER BP-360

- 1100W / 1.5hp 240V induction motor
- Ball bearing blade guides to ensures smooth operation
- Safety magnetic switch with dust cover and emergency stop
- LED work light on flexible arm
- Cast iron table tilts 0-45° with mitre guide
- Quick release blade tension lever
- 2 blade speeds - 370 & 800m/min
- Aluminium rip fence with quick action lock
- Steel stand with slide dust compartment drawer

Includes: Stand ✓ Mitre Guide ✓ Rip Fence ✓
100mm Dust Port ✓ Push Stick ✓ Allen Keys & Spanner ✓

Blades to suit: BP-360

| TYPE | TPI | TYPE | CODE | ex GST | inc GST |
|--------|-------------|--------|-------|--------|---------|
| Carbon | 6 | Medium | W955A | \$25 | \$27.50 |
| Carbon | 3 | Coarse | W955B | \$25 | \$27.50 |
| Carbon | 6 Narrow | Medium | W955F | \$25 | \$27.50 |



Quick Action Blade Tension



Cast Iron Table Tilts to 45 Degrees

HAFCO WOODMASTER BP-355

- 1.5kW / 2hp 240V motor
- 2 x blade speeds (420 / 840m/min.)
- Ball bearing blade guides
- Blade tension sight indicator
- Cast iron table tilts to 45°
- Safety magnetic switch with emergency stop
- Curved hinged blade guards with safety micro-switches
- Heavy duty steel fabricated frame
- Quick-release blade tension mechanism
- 100mm dust collector port

Includes: Mitre Guide ✓ Rip Fence ✓ Dust Chutes ✓
Aluminium Rip Fence ✓ Mitre Guide ✓

Blades to suit: BP-355

| TYPE | TPI | TYPE | CODE | ex GST | inc GST |
|--------|-------------|--------|--------|--------|---------|
| Carbon | 6 | Medium | W4224A | \$27 | \$29.70 |
| Carbon | 3 | Coarse | W4224B | \$27 | \$29.70 |
| Carbon | 6 Narrow | Medium | W4224F | \$27 | \$29.70 |

| MODEL | | BP-255 | BP-310 | BP-360 | BP-355 |
|--------------------|----------------|--------------------|--------------------|------------------|------------------|
| ORDER CODE | | W950 | W952 | W955 | W4224 |
| Throat Capacity | mm | 245 | 305 | 340 | 345 |
| Wheel Diameter | mm | Ø255 | Ø310 | Ø360 | Ø355 |
| Height Capacity | mm | 152 | 165 | 225 | 245 |
| Table Size | mm | 360 x 320 | 480 x 390 | 545 x 515 | 535 x 435 |
| Assembled Height | mm | 1430 | 1620 | 1730 | |
| Blade CODE | No. | W950A/B/F | W420A/B/F | W955A/B/F | W4224A/B/F |
| Blade Size (LxWxT) | mm | 1826 x 12.5 x 0.65 | 2240 x 12.5 x 0.65 | 2560 x 16 x 0.65 | 2750 x 16 x 0.65 |
| Motor Power | kW/hp | 0.375 / 0.5 | 0.75 / 1 | 1.1 / 1.5 | 1.5 / 2 |
| Voltage | V/Amp | 240 / 10 | 240 / 10 | 240 / 10 | 240 / 10 |
| Weight | kg | 39.5 | 63 | 82 | 121 |
| PRICE | ex GST | \$490 | \$790 | \$990 | \$1,290 |
| PRICE | inc GST | \$539 | \$869 | \$1,089 | \$1,419 |



BP-430A

- 1500W / 2hp 240V motor
- 2 x blade speeds (488 / 1010m/min.)
- 415mm throat capacity
- 2 height options rip fence - 150mm & 12mm
- Magnetic braking system to stop blade
- Magnetic NVR on/off switch
- Ball bearing blade guides
- Heavy duty cast iron wheels
- Quick-action blade tension
- Cast iron table tilts to 45°, with inside extension to vertical frame
- Micro-switch protection on blade guard doors
- Rack & pinion adjustment on top blade guide
- Twin 100mm dust chutes
- CE safety standard compliant



Includes: Mitre Guide ✓ Rip Fence ✓ Dust Chutes ✓

Blades to suit: BP-430A

| TYPE | TPI | TYPE | CODE | ex GST | inc GST |
|--------|-------------|--------|-------|-------------|----------------|
| Carbon | 6 | Medium | W433A | \$32 | \$35.20 |
| Carbon | 3 | Coarse | W433B | \$32 | \$35.20 |
| Carbon | 6 Narrow | Medium | W433C | \$29 | \$31.90 |



Ball Bearing Blade Guides



Rip Fence - High Position



Rip Fence - Low Position



BP-480A

- 1500W / 2hp 240V motor
- 2 x blade speeds (488 / 1010m/min.)
- 462mm throat capacity
- 2 height options rip fence - 150mm & 12mm
- Magnetic braking system to stop blade
- Magnetic NVR on/off switch
- Ball bearing blade guides
- Heavy duty cast iron wheels
- Quick-action blade tension
- Large cast iron table to vertical frame & tilts to 45 via H/D trunnions
- Micro-switch protection on blade guard doors
- Rack & pinion adjustment on top blade guide
- Twin 100mm dust chutes
- CE safety standard compliant



Includes: Mitre Guide ✓ Rip Fence ✓ Dust Chutes ✓

Blades to suit: BP-480A

| TYPE | TPI | TYPE | CODE | ex GST | inc GST |
|--------|-----|--------|-------|-------------|----------------|
| Carbon | 6 | Medium | W434A | \$39 | \$42.90 |
| Carbon | 3 | Coarse | W434B | \$39 | \$42.90 |



BP-500 & BP-630

HAFCO WOODMASTER BP-500

- 2.2kW / 3hp 240V motor
- 2 x blade speeds (565 / 670m/min.)
- Foot brake with micro-switch
- Cast iron table tilts to 45°
- Magnetic switch with overload protection
- Heavy duty cast iron wheels and ripping fence
- 100mm dust chute
- Blade width tension indicator



Includes: Mitre Guide ✓ Rip Fence ✓

Blades to suit: BP-500

| TYPE | TPI | TYPE | CODE | ex GST | inc GST |
|--------|-----|--------|-------|--------|---------|
| Carbon | 6 | Medium | W425B | \$45 | \$49.50 |
| Carbon | 3 | Coarse | W425A | \$45 | \$49.50 |
| Carbon | 1 | Medium | W425C | \$70 | \$77.00 |

HAFCO WOODMASTER BP-630

- 2.2kW / 3hp 415V motor
- 2 x blade speeds (590 & 740m/min)
- Foot brake with micro-switch
- Cast iron table tilts to 45°
- Magnetic switch with overload protection
- Heavy duty cast iron wheels and ripping fence
- 100mm dust chute
- Blade width tension indicator



Includes: Mitre Guide ✓ Rip Fence ✓

Blades to suit: BP-630

| TYPE | TPI | TYPE | CODE | ex GST | inc GST |
|--------|-----|--------|-------|--------|---------|
| Carbon | 6 | Medium | W429A | \$65 | \$71.50 |
| Carbon | 3 | Coarse | W429B | \$65 | \$71.50 |

| MODEL ORDER CODE | | BP-430A W4330 | BP-480A W4340 | BP-500 W425 | BP-630 W429 |
|--------------------|----------------|------------------|------------------|-----------------|-------------------|
| Throat Capacity | mm | 415 | 462 | 510 | 615 |
| Wheel Diameter | mm | Ø430 | Ø480 | Ø525 | Ø630 |
| Height Capacity | mm | 310 | 310 | 335 | 370 |
| Table Size | mm | 585 x 435 | 680 x 480 | 508 x 612 | 542 x 660 |
| Blade CODE | No. | W433A/B/C | W434A/B | W425A/B | W429A/B |
| Blade Size (LxWxT) | mm | 3345 x 16 x 0.65 | 3630 x 19 x 0.8 | 3937 x 25 x 0.7 | 4483 x 25.4 x 0.9 |
| Motor Power | kW/hp | 1.5 / 2 | 1.5 / 2 | 2.2 / 3 | 2.2 / 3 |
| Voltage | V/Amp | 240 / 10 | 240 / 10 | 240 / 15 | 415 |
| Weight | kg | 181 | 214 | 290 | 350 |
| PRICE | ex GST | \$2,350 | \$2,690 | \$3,190 | \$4,750 |
| PRICE | inc GST | \$2,585 | \$2,959 | \$3,509 | \$5,225 |

Wood Machinery & Accessories

Circular Plunge & Mitre Cut Saw

schepach cs-55

- Powerful 1.2kW / 1.6hp 240V motor
- Enclosed guard for 90° dust extraction
- Can tilt saw head up to 45° and will cut 41mm maximum depth
- Parallel plunge cutting maintains smooth hand position
- 55mm @ 90° maximum depth of cut
- 15.5mm – close to wall cutting is achievable with cs-55 saw

Includes: 24 Tooth Blade ✓

| MODEL | | cs-55 |
|--------------------|----------------|-----------------|
| ORDER CODE | | W875 |
| Blade Size / Teeth | mm/T | Ø160 / 24T |
| Blade Speed | rpm | 5500 |
| Cut Depth 90°/45° | mm | 55 / 41 |
| Motor Power | kW/hp/V | 1.2 / 1.6 / 240 |
| Weight | kg | 5.6 |
| PRICE | ex GST | \$250 |
| PRICE | inc GST | \$275 |



German Design & Technology



| MODEL | cs-55 |
|---------------------------------|-------|
| ORDER CODE | W874 |
| 1 x Plunge & Mitre Cut Saw | W875 |
| 1 x Aluminium Guide Rail | W876 |
| 1 x Guide Joiner, Clamps & Stop | W877 |
| 1 x Anti-Fall Over Saw Clamp | W878 |

Package Deal
\$319 inc GST (W874)
SAVE \$92.40 RRP

cs-55 Package Deals

The Schepach circular plunge cut saw cs-55 "Three Saws in One" can be used as a plunge saw, Portable hand saw & a Panel sizing saw, anyone can get great results in the shop or on the job site

The combination of a Schepach cs-55 parallel plunge saw with the guide rail allows the user to maintain a smooth and constant hand position while cutting 90° or 45° cuts

Optional Accessories:

Extra Guide Rail

| CODE | ex GST | inc GST |
|------|-------------|---------|
| W876 | \$90 | \$99 |

Heavy Duty Clamps

| CODE | ex GST | inc GST |
|-------|-------------|---------|
| W8775 | \$36 | \$39.60 |

Accessory Guide Joiner, Clamps & Stop

| CODE | ex GST | inc GST |
|------|-------------|---------|
| W877 | \$25 | \$27.50 |

Ø160mm Saw Blade Suits cs-55

| CODE | Teeth | ex GST | inc GST |
|------|-------|-------------|---------|
| W879 | 24 | \$30 | \$33 |
| W880 | 48 | \$30 | \$33 |

Anti-Fall Over Saw Clamp

| CODE | ex GST | inc GST |
|------|------------|---------|
| W878 | \$9 | \$9.90 |



Includes 64 Piece Polishing, Grinding & Sanding Kit



Scroll Saws

schepach Deco-XL

- 125W 240V motor
- Variable blade speed
- 406mm throat capacity
- Large aluminium tilt table 0-45°
- LED lamp with 2 x AAA batteries
- Accepts pinned & non-pinned blades
- Air blower incorporated in machine
- Flexible shaft drive. 3.2mm chuck for drilling, sanding, polishing, engraving & moulding

Includes: Foot Peddle Switch ✓ Dust Outlet ✓ Polishing, Grinding & Sanding Kit ✓

HAFCO WOODMASTER B-18V

- 120W 240V motor
- Variable blade speed
- 450mm throat capacity
- Ideal for wood, metal or plastic
- Cast iron table tilts 45° to the left & 8° right
- Accepts pinned & non-pinned blades
- Weight 22.5kg

Includes: Air Blower ✓ Flexible Work Light ✓ 35mm Dust Outlet ✓

Scroll Saw Blades

Spiral - Spiral End

| TPI | QTY | CODE | ex GST | inc GST |
|-----|-----|-------|-------------|---------|
| 36 | 12 | W355C | \$15 | \$16.50 |
| 41 | 12 | W355B | \$15 | \$16.50 |
| 46 | 12 | W355A | \$15 | \$16.50 |

Spiral - Flat End

| TPI | QTY | CODE | ex GST | inc GST |
|-----|-----|-------|-------------|---------|
| 36 | 12 | W355F | \$15 | \$16.50 |
| 41 | 12 | W355E | \$15 | \$16.50 |

Straight - Pinned End

| TPI | QTY | CODE | ex GST | inc GST |
|-----|-----|-------|-------------|---------|
| 10 | 12 | W354A | \$15 | \$16.50 |
| 15 | 12 | W354B | \$15 | \$16.50 |
| 18 | 12 | W354C | \$15 | \$16.50 |
| 20 | 12 | W354D | \$15 | \$16.50 |
| 25 | 12 | W354E | \$15 | \$16.50 |

Niqua Straight Skip Tooth - Plain End

| TPI | QTY | CODE | ex GST | inc GST |
|------|-----|-------|----------------|---------|
| 12.5 | 12 | W356F | \$13.18 | \$14.50 |
| 15 | 12 | W356E | \$13.18 | \$14.50 |
| 20 | 12 | W356C | \$13.18 | \$14.50 |
| 28 | 12 | W356A | \$13.18 | \$14.50 |

| MODEL | DECO-XL | B-18V | |
|-----------------|----------------|--------------|------------------|
| ORDER CODE | W350 | W352 | |
| Throat Capacity | mm | 406 | 450 |
| Variable Speeds | rpm | 550 - 1600 | 550 - 1600 |
| Table Tilt | deg. | 0 - 45° (L) | 45° (L) - 8° (R) |
| Motor Power | W | 125 | 120 |
| Voltage | V/Amp | 240 / 10 | 240 / 10 |
| Weight | kg | 13.2 | 18 |
| PRICE | ex GST | \$300 | \$320 |
| PRICE | inc GST | \$330 | \$352 |



scheppach **HS120**

- Portable on wheels - ideal for site work
- 83mm depth of cut
- Tilt arbor to 45°
- 550 x 800mm steel work table
- 950 x 800mm with side extension
- 2.2kW / 3hp 240V motor with brake

Includes: Ø315mm TCT saw blade ✓ Mitre Guide ✓
Rip Fence ✓ Dust Chute ✓

Includes
Sliding
Table



Sliding Table With
Mitre Guide



Cross Cut Fence



Blade Tilts 45 Degrees

| MODEL | HS120 | |
|-----------------------|----------------|--------------|
| ORDER CODE | W443 | |
| Blade Size | mm | Ø315 |
| Table Size | mm | 550 x 800 |
| Table with Extensions | mm | 950 x 800 |
| Max. Cut Depth | 90°/45° mm | 83 / 49 |
| Rip Capacity | mm | 260 |
| Motor Power | kW/hp | 2.2 / 3 |
| Voltage | V/Amp | 240 / 10 |
| Weight | kg | 65 |
| PRICE | ex GST | \$630 |
| PRICE | inc GST | \$693 |



HAFCO
WOODMASTER **SB-12**

- Large 510 x 686mm cast iron table
1030 x 686mm with side extensions
- Includes Ø305mm TCT saw blade
- 100mm depth of cut at 90°
- 75mm depth of cut at 45°
- Dust proof magnetic switch
- Tilt arbor to 45°
- Ø100mm dust chute
- Powerful 2.2kW / 3hp 240V induction motor

Includes: Mitre Guide ✓ Rip Fence ✓ Dust Chute ✓
Stand ✓ Push Stick ✓

Ø300mm
Blade



Mitre Guide



Blade Tilt Handle
with Lock



Heavy Duty Rip Fence
with Micro Adjustment

| MODEL | SB-12 | |
|----------------------------|----------------|----------------|
| ORDER CODE | W452 | |
| Blade Size | mm | Ø305 |
| Table Size | mm | 510 x 686 |
| Table Size with extensions | mm | 1030 x 686 |
| Max. Depth of Cut | 90°/45° mm | 100 / 75 |
| Rip Capacity | mm | 600R/520L |
| Motor Power | kW/hp | 2.2 / 3 |
| Voltage | V/Amp | 240 / 10 |
| Weight | kg | 137.5 |
| PRICE | ex GST | \$1,250 |
| PRICE | inc GST | \$1,375 |



**HAFCO
WOODMASTER**

ST-254

- Cast iron work table
- Rise and fall spindle
- Tilt arbor to 45°
- 75mm depth of cut
- Ø100mm dust chute
- Includes Ø254mm TCT saw blade
- 1170 x 800mm cast iron table with extensions
- Dust proof magnetic switch
- 2.2kW / 3hp 240V induction motor
- Dust extraction at the top of the blade as well as a Ø100mm chute from the enclosed stand

Includes: Heavy Duty Rip Fence with Micro-Adjustment & Mitre Guide ✓

| MODEL | ST-254 | |
|----------------------------|----------------|----------------|
| ORDER CODE | W486 | |
| Blade Size | mm | Ø254 |
| Table Size | mm | 560 x 800 |
| Table Size with extensions | mm | 1170 x 800 |
| Max. Depth of Cut | 90°/45° mm | 75 / 60 |
| Rip Capacity | mm | 950 |
| Motor Power | kW/hp | 2.2 / 3 |
| Voltage | V/Amp | 240 / 10 |
| Weight | kg | 190.5 |
| PRICE | ex GST | \$1,590 |
| PRICE | inc GST | \$1,749 |



**HAFCO
WOODMASTER**

ST-254T Sliding Table

- 1500mm sliding travel
- 500 x 400mm aluminium table
- Aluminium rail with steel guides & roller bearings
- Includes mitre guide, work clamp & flip over stop

| CODE | ex GST | inc GST |
|------|--------------|--------------|
| W487 | \$720 | \$792 |

Table Saw with Sliding Table

**HAFCO
WOODMASTER**

Package Deal



Includes:

- ST-254 Table Saw (W486)
- ST-254T Sliding Table (W487)

ST-254PT

Package Deal (W486 + W487)

\$2,409 inc GST (K053)

SAVE \$132 RRP




ST-12D


- Robust machine suitable for the professional workshop
- Tilt arbor 45°
- Heavy-duty quick-action 1220mm rip fence
- Triple A-section V-belt drive for maximum power transmission
- Heavy steel fabricated stand with Ø100mm dust chute
- Emergency stop contactor switch with overload protection



Includes: Mobile Base ✓ Mitre Guide ✓ Ø305mm TCT blade ✓

Optional Accessories:

| TYPE | CODE | ex GST | inc GST |
|--|--------|---------|---------|
|  Arbor Extension suits DADO Blades | KA1028 | \$64.36 | \$70.80 |
|  Blade Insert suits DADO Blades | KA0999 | \$57.09 | \$62.80 |



| MODEL | ST-12D | |
|-------------------|------------------|----------------|
| ORDER CODE | W454 | W455 |
| Blade Size | mm Ø305 | |
| Table Size | mm 950 x 690 | |
| Max. Depth of Cut | 90°/45° mm 95/65 | |
| Rip Capacity | mm 1220 | |
| Motor Power | kW/hp 2.1/2.8 | 3.7/5 |
| Voltage | V/Amp 240 / 20 | 415 |
| Weight | kg 249 | |
| PRICE | ex GST | \$2,990 |
| PRICE | inc GST | \$3,289 |

Optional Accessories:

SBST-12D Sliding Table - 1250mm

| CODE | ex GST | inc GST |
|------|---------|---------|
| W458 | \$1,450 | \$1,595 |



SBG-12D Saw Guard Hood

| CODE | ex GST | inc GST |
|------|--------|---------|
| W459 | \$420 | \$462 |

Table Saw with Sliding Table & Over Head Guard



Package Deal



SBST-12D

SBG-12D

ST-12D
240V or 415V

Swivel Mitre Guide with Material Clamp

Includes:

- ST-12D Table Saw (W454 or W455)
- SBST-12D Sliding Table (W458)
- SBG-12D Saw Guard Hood (W459)

ST-12DP2 - 240V
Package Deal (W454 + W458 + W459)
\$5,225 inc GST (K050) 240V
SAVE \$121 RRP

ST-12DP4 - 415V
Package Deal (W455 + W458 + W459)
\$5,225 inc GST (K052) 415V
SAVE \$121 RRP



PS-1810

HAFCO WOODMASTER PS-1810

- 3kW / 4hp 240V motor
- Ø315mm saw blade has 45° tilting arbor
- Ø90mm scribe blade
- 1240mm ripping capacity
- Main saw blade speed 4500rpm
- Precision ground cast iron main table 820 x 800mm with extensions 1260 x 800mm
- Adjustable quick action material clamp and mitre gauge located on sliding table
- Durable extruded aluminium slide provides extremely smooth traverse, table is 2000 x 270mm wide
- Enclosed cabinet stand with Ø100mm dust chute
- Table extensions on right and rear side of main table permits convenient cutting for large panels



Includes: Mitre Guide ✓ Push Stick ✓ Overhead Guard ✓



Tilt Arbour Gauge 45° & Blade Height Adjustment Hand Wheel



Blade Guard

HAFCO WOODMASTER OAV P30CE

- Main and scoring saw blade ensures tear-free cutting
- Ø305mm main blade driven by powerful 3kW / 5hp 415V motor
- Ø120mm scoring blade driven by 0.56kW / 0.75hp 415V motor
- Main blade spindle speed 4000rpm
- Scoring blade spindle speed 8000rpm
- Depth of cut: 90mm @ 90°, 63mm @ 45°
- 1600mm sliding table stroke
- 1300mm ripping capacity with smooth rip fence & adjustment
- Heavy duty aluminium extruded fence with 2 height options
- Precision ball bearing main spindle tilts to 45°



OAV P30CE

- Durable extruded aluminium slide provides extremely smooth traverse, table is 1600 x 315mm wide
- Heavy duty internal mechanism
- Solid outrigger table with swing arm
- Easy access electrical controls on main frame
- Magnetic switch with overload protection
- Heavy duty overhead saw blade guard with dust collector port



Optional Accessories



p269



p196



Heavy duty fence with 2 height options



Table Handles and Table Lock

| MODEL | | PS-1810 | OAV P30CE |
|---------------------------------|----------------|----------------|-----------------|
| ORDER CODE | | W700 | W740 |
| Max. Blade Size | mm | Ø315 | Ø305 |
| Scribe Blade Size | mm | Ø90 | Ø120 |
| Max. Depth of Cut | 90°/45° mm | 100 / 80 | 90 / 63 |
| Table Stroke | mm | 1900 | 1600 |
| Cross Cut with Flip Over Stop | mm | 1230 | 1400 |
| Cross Cut with Extension & Stop | mm | 1230 - 2280 | 1400 - 2600 |
| Rip Capacity | mm | 1240 | 1300 |
| Motor Power | kW/hp | 3 / 4 | 3.75 / 5 |
| Voltage | V/Amp | 240 / 15 | 415 |
| Weight | kg | 342 | 607 |
| PRICE | ex GST | \$3,190 | \$9,750 |
| PRICE | inc GST | \$3,509 | \$10,725 |



T-13B



Helical
Cutter
Head



T-13S

HAFCO WOODMASTER T-13B

- 330mm wide x 152mm high timber capacity
- Power timber feed rollers
- Anti-kick back fingers
- 1.5kW / 2.4hp 240V motor
- Rigid four post design
- Two double sided HSS blades
- A dust collector is required with this thicknesser

Includes: 102/65mm Dust Chute ✓

HAFCO WOODMASTER T-13S

- 330mm wide x 152mm high timber capacity
- Helical head with HSS indexable inserts
- Powered in-feed rollers
- Anti-kick back fingers
- Rigid four post design
- 1.8kW / 2.4hp 240V motor
- A dust collector is required with this thicknesser

Replacement inserts: HSS (W816) & Carbide (W817)

Includes: 100/63mm Dust Chute ✓



T-380A



Feed Return Rollers
T-380A & T-380S

HAFCO WOODMASTER T-380A & T-380S

- 380mm wide x 150mm high timber capacity
- Digital height gauge
- Motor located in enclosed stand ensuring effortless rise/fall & less wear to mechanical components
- Solid cast iron construction
- 3 blade cutter head (W414)
- Spiral cutter head with 68 carbide inserts (W414S)
- Table locking handles locks both left & right post
- Anti-kick-back fingers

Replacement Carbide insert (W416)

Includes: 100mm Dust Chute ✓



Cast Iron Feed Tables
T-20A & T-20S



T-20A



508mm
Width
Capacity

HAFCO WOODMASTER T-20A & T-20S

- Suits professional workshop, heavy cast iron machine
- 3hp 240V motor (W415A) or 5hp 415V motor (W415S)
- 4 knife cutter head with quick action blade change & adjustment (W415A)
- 4 x spiral cutter head with 92 pre-loaded carbide inserts (W415S)
- 2 speed feed rollers with pressure adjustment
- Cutting speed 5000rpm
- Anti kick back fingers
- Heavy duty 4 post design with protective concertina covers
- Industrial contactor switch with overload protection
- Table locking handles lock both left & right

Replacement Carbide insert (W416)



T-380S & T20S THICKNESSER



SPIRAL CUTTER HEAD
with carbide inserts for long life

| MODEL ORDER CODE | T-13B W812 | T-13S W815 | T-380A W414 | T-380S W414S | T-20A W415A | T-20S W415S |
|--------------------|----------------------|-----------------|--------------------|--------------------|--------------------|--------------------|
| Cutter Head | Standard | Spiral | Standard | Spiral | Standard | Spiral |
| Cutter Type | HSS/Carbide | HSS Blade | HSS Blade | Carbide Insert | HSS Blade | Carbide Insert |
| Width Capacity | mm 330 | mm 330 | mm 380 | mm 380 | mm 508 | mm 508 |
| Height Capacity | mm 152 | mm 152 | mm 150 | mm 150 | mm 200 | mm 200 |
| In/Out Feed Tables | Type Table | Type Table | Type Single Roller | Type Single Roller | Type Single Roller | Type Single Roller |
| Cutter Head | HSS Blades 2 | ~ | 3 | ~ | 4 | ~ |
| Spiral Head | Spiral/Insert ~ | 26 | ~ | 4 / 68 | ~ | 4 / 92 |
| Motor Power | kW/hp 1.5 / 2 | kW/hp 1.8 / 2.4 | kW/hp 1.5 / 2 | kW/hp 2.2 / 3 | kW/hp 2.2 / 3 | kW/hp 3.7 / 5 |
| Voltage | V/Amp 240 / 10 | V/Amp 240 / 10 | V/Amp 240 / 15 | V/Amp 240 / 15 | V/Amp 240 / 15 | V/Amp 415 |
| Weight | kg 35 | kg 31 | kg 230 | kg 230 | kg 420 | kg 420 |
| PRICE | ex GST \$490 | \$790 | \$2,190 | \$3,690 | \$3,590 | \$5,450 |
| PRICE | inc GST \$539 | \$869 | \$2,409 | \$4,059 | \$3,949 | \$5,995 |



Light Weight & Portable

PJ-6B

HAFCO WOODMASTER PJ-6B

- 153mm width capacity
- 1.1kW / 1.5hp 240V motor
- Built in fan with dust chute & collection bag
- Magnetic safety power switch with stop button
- 10000rpm blade speed with 20000 cuts per minute
- Aluminium blade cover with quick action lock
- Cast iron table & fence
- 3mm maximum depth of cut
- 2 blade cutter head
- Anti vibration rubber feet
- Adjustable in-feed table



PT-6

HAFCO WOODMASTER PT-6

- 150mm width capacity
- 0.75kW / 1hp 240V motor
- 3 blade cutter head
- Long 1170mm cast iron table with 8mm rebating
- Rigid quick action tilting fence to 45° with adjustable stops
- Magnetic safety switch with raised emergency stop button
- Spring loaded blade guard
- Adjustable in & out feed tables
- Quick action lever enables height adjustment for infeed table

Optional: Spiral cutter head available - see page 271



Includes: Sturdy Wide Foot Print Stand ✓
 Ø100mm Dust Chute ✓



P-200H

HAFCO WOODMASTER P-200H

- 200mm width capacity
- Long 1800mm table with 13mm rebating
- Adjustable in & out feed tables
- 1.5kW / 2hp 240V motor
- Rigid quick action tilting fence to 45° with adjustable stops
- Magnetic safety switch with paddle emergency stop
- Enclosed stand with Ø100mm dust chute
- 4 blade cutter head
- Spring loaded blade guard

Optional: Spiral cutter head available - see page 271



Optional Accessories



p267



p271



p126

| MODEL | | PJ-6B | PT-6 | P-200H |
|-----------------------|----------------|--------------|--------------|----------------|
| ORDER CODE | | W618 | W619 | W629 |
| Table Length | mm | 730 | 1170 | 1800 |
| Planer width Capacity | mm | 153 | 150 | 200 |
| Rebate | mm | ~ | 8 | 13 |
| Cutter Head - Blades | No. | 2 | 3 | 4 |
| Motor Power | kW/hp | 1.1 / 1.5 | 0.75 / 1 | 1.5 / 2 |
| Voltage | V/Amp | 240 / 10 | 240 / 10 | 240 / 15 |
| Weight | kg | 40 | 105 | 208 |
| PRICE | ex GST | \$470 | \$790 | \$1,290 |
| PRICE | inc GST | \$517 | \$869 | \$1,419 |



PT-254S

HAFCO METALMASTER PT-254S

- Spiral cutter head including 44 carbide inserts
- 254mm planer width capacity
- 254 x 190mm thicknesser capacity
- Auto-feed thicknesser rollers 5m/min
- Cast iron tables for accurate & repeatability
- Fast & easy change from planing to thicknessing
- Powerful 2.2kW / 3hp heavy duty motor
- The planing fence can be quickly tilted to 45°
- 100mm dust collector port

Includes: Bonus 5 Cutting Inserts Plus A T-Bar Torx Wrench ✓



PT-305S

HAFCO METALMASTER PT-305S

- Spiral cutter head including 56 carbide inserts
- 305mm planer width capacity
- 305 x 225mm thicknesser capacity
- Fully sealed Japanese quality bearing on cutter head
- Cast iron tables for accurate & repeatability
- Fast & easy change from planing to thicknessing
- Powerful 3kW / 4hp heavy duty motor
- The planing fence can be quickly tilted to 45°
- 100mm dust collector port

Includes: Bonus 5 Cutting Inserts Plus A T-Bar Torx Wrench ✓



Thicknesser & Planer Dust Chute



Includes 5 x Inserts & 10 Screws



Spiral Cutter Head



Adjustable Fence



Thicknesser Setup Rear View

Optional: Spare inserts & torx screw also available (W616 & W616S)



Optional Accessories



| MODEL | | PT-254S | PT-305S |
|----------------------------|----------------|----------------|----------------|
| ORDER CODE | | W611 | W612 |
| Cutter Head | Type | Spiral | Spiral |
| Cutter Type | HSS/Carbide | Carbide Insert | Carbide Insert |
| Planer Capacity | mm | 254 | 305 |
| Table Length | mm | 1110 | 1380 |
| Thicknesser Capacity (WxH) | mm | 254 x 190 | 305 x 225 |
| Planer Width Capacity | mm | 254 | 310 |
| Feed Speed | M/min | 5 | 5 |
| Motor Power | kW/hp | 2.2 / 3 | 3 / 4 |
| Voltage | V/Amp | 240 / 10 | 240 / 15 |
| Weight | kg | 216 | 303 |
| PRICE | ex GST | \$2,850 | \$3,690 |
| PRICE | inc GST | \$3,135 | \$4,059 |

Wood Machinery & Accessories



OS-58



OS-140



Packs of 3

80G & 120G Sanding sleeves
1/2", 3/4", 1", 1-1/2", 2" & 3"
Order codes A8110 - A8136
Suits OS-58 & OS-140

| MODEL | | OS-58 | OS-140 | OVS-JM |
|--------------------|----------------|--------------|--------------|----------------|
| ORDER CODE | | W843 | W792 | W795 |
| Table Size | mm | 370 x 290 | 370 x 370 | 609 x 609 |
| Table Height | mm | 330 | 485 | 990 |
| Oscillation Stroke | mm | 16 | 24 | 38 |
| Dust Port | mm | Ø40 | Ø50 | Ø100 |
| Motor Power | kW/hp | 0.45 / 0.6 | 0.37 / 0.5 | 0.75 / 1 |
| Motor Speed | rpm | 2000 | 1425 | 1725 |
| Voltage | V/Amp | 240 / 10 | 240 / 10 | 240 / 10 |
| Weight | kg | 17.3 | 34.5 | 145 |
| PRICE | ex GST | \$290 | \$520 | \$2,850 |
| PRICE | inc GST | \$319 | \$572 | \$3,135 |



OVS-JM



80G Sanding sleeves suits
OVS-JM
1/4", 3/8", 1/2", 5/8", 3/4",
1", 1-1/2", 2", 3" & 4"
(W795A - W795J)

Bobbin Sanders

Schepach OS-58

- Used for sanding deep and wide work pieces, front edges, narrow inner curves, horizontal, vertical, diagonal, with or across the grain
- Rotating & oscillating action 58 times /min
- Heavy duty cast iron table 370 x 290mm

Includes: Sanding Sleeves (1/2", 3/4", 1", 1-1/2", 2" & 3"), table inserts (1/2", 3/4", 1", 1-1/2", 2" & 3") & sleeve spanner ✓

Hafco Woodmaster OS-140

- Used for sanding deep and wide work pieces, front edges, narrow inner curves, horizontal, vertical, diagonal, with or across the grain
- Rotating & oscillating action 26 times /min
- Heavy duty cast iron table 370 x 370mm

Includes: Sanding Sleeves (1/2", 3/4", 1", 1-1/2", 2"), 6 x table inserts & 1 x sleeve spanner ✓

Hafco Woodmaster OVS-JM

- Rotating and oscillating action ensures exceptional finishing results
- Heavy duty precision ground cast iron table 609 x 609mm tilts to 45°
- 0.75kW / 1hp 240V motor
- Oscillating per minute: 75 times
- Sanding spindle speed: 1725rpm
- Table height: 990mm
- Ø100mm dust hood outlet

Includes: 10 sanding spindle & sleeves: 1/4", 3/8", 1/2", 5/8", 3/4", 1", 1-1/2", 2", 3" & 4" ✓



Disc Sanders

Woodfast DS300

- Ø305mm sanding disc
- 435 x 225mm table size
- Disc speed 1420rpm
- Easy to use mechanical disc brake
- Gear drive adjustable table tilt to 45°
- 0.75kW / 1hp 240V motor

Includes: Cast Alloy Mitre Guide ✓
Ø63mm Dust Extraction Port ✓

Hafco Woodmaster DS-12S

- Ø305mm sanding disc
- 390 x 376mm cast iron table
- Disc speed 1420rpm
- Tilting table up 0-15° / down 0-45°
- 0.75kW / 1hp motor

Includes: Mitre Guide & Ø100mm Dust Port ✓



Hafco Woodmaster DS-15S

- Large Ø380mm sanding disc
- Disc speed 1462rpm
- Heavy 508 x 305mm cast iron table
- Tilting table up 0-15° / down 0-45°
- Enclosed cabinet stand
- Powerful 1.5kW / 2hp brake motor

Includes: Mitre Guide & Ø100mm Dust Port ✓



DS-300



DS-12S



DS-15S

| MODEL | | DS300 | DS-12S | DS-15S |
|-------------------|----------------|--------------|----------------|----------------|
| ORDER CODE | | L1335 | L135 | L1354 |
| Sanding Disc Size | mm | Ø305 | Ø305 | Ø380 |
| Motor Power | kW/hp | 0.75 / 1 | 0.75 / 1 | 1.5 / 2 |
| Voltage | V/Amp | 240 / 10 | 240 / 10 | 415 |
| Weight | kg | 36 | 79 | 96 |
| PRICE | ex GST | \$400 | \$1,390 | \$2,200 |
| PRICE | inc GST | \$495 | \$1,529 | \$2,420 |



Brake Motor



BTS 900x



Watch Video

schepach **BTS 900x**

- Solid cast construction
- Quick release for belt change
- Easy to use belt tracking
- 370W 240V induction motor
- Linishing work area 280 x 100mm
- 7.5m/sec belt speed ideal for timber
- Tilting table for use with disc or belt in the vertical position
- Ø150mm disc with hook & loop backing pad linishing belt can be used either vertically or horizontally

Includes: 1 x Linishing Belt ✓ 1 x Sanding Disc ✓
Mitre Guide ✓ Stand ✓



L-69A

HAFCO WOODMASTER **L-69A**

- 150 x 1220mm sanding belt
- Ø230mm disc with guarding
- 0.75kW / 1hp 240V motor
- Tilting table for use with disc or belt in the vertical position
- Robust cast iron construction with steel floor stand
- 55mm dust chute to belt & disc
- Quick action belt release

Includes: 1 x Linishing Belt ✓ 1 x Sanding Disc ✓
Mitre Guide ✓ Stand ✓




L-612A

HAFCO WOODMASTER **L-612A**

- Takes 150mm x 1220mm belt
- Ø305mm sanding disc
- Tilting table to belt & disc
- Heavy duty 1.1kW / 1.5hp 240V motor
- Can use linisher in vertical or horizontal position
- Cast iron table on linisher
- Quick action belt release
- 65mm dust chute to belt & disc

Includes: 1 x Linishing Belt ✓ 1 x Sanding Disc ✓
Mitre Guide ✓ Stand ✓



Horizontal & Vertical
Linishing BTS 900x



Vertical View
L-69A



Tilting Table
L-612A

Optional Accessories



p267



p196



p196

| MODEL | | BTS 900x | L-69A | L-612A |
|----------------|----------------|--------------|--------------|----------------|
| ORDER CODE | | L105 | L107 | L109 |
| Linishing Belt | mm | 100 x 915 | 150 x 1220 | 150 x 1220 |
| Sanding Disc | mm | Ø150 | Ø230 | Ø305 |
| Motor Power | kW/hp | 0.37 / 1/2 | 0.75 / 1 | 1.1 / 1.5 |
| Voltage | V / amp | 240 / 10 | 240 / 10 | 240 / 10 |
| Weight | kg | 25 | 50 | 62 |
| PRICE | ex GST | \$250 | \$470 | \$1,050 |
| PRICE | inc GST | \$275 | \$517 | \$1,155 |

Belt Sander

HAFCO WOODMASTER L-80

- Easy tracking adjustment
- Cast iron table 755mm x 250mm
- 100mm dust chute
- 1.1kW / 1.5hp dust proof motor
- Mitre guide included
- For use flat or on edge
- Belt size 150mm x 2660mm



Includes: Graphite Pad ✓ End Table ✓ Mitre Guide ✓
1 x Linishing Belt ✓ Stand ✓



Tilting Linishing Head 90-45°



Quick Action Belt Release Lever



End Table Working Position



Optional Accessories



| MODEL | L-80 | |
|----------------|----------------|----------------|
| ORDER CODE | L112 | |
| Linishing Belt | mm | 150 x 2260 |
| Motor Power | kW/hp | 1.1 / 1.5 |
| Voltage | V/Amp | 240 / 10 |
| Weight | kg | 106 |
| PRICE | ex GST | \$1,630 |
| PRICE | inc GST | \$1,793 |

Oscillating Belt Sander

scheppach Slik 7.0b

- Oscillating Sander, to prolong belt life
- Easy tracking adjustment
- Table height adjustment via hand wheel with rack and bevel gear
- Tilting sanding belt 90-180°
- 2515mm x 150mm belt size
- 16m/sec belt speed
- 2.2kW / 3hp 240V motor
- Magnetic safety stop switch



Includes: Cabinet Storage Stand ✓ Spare Belts ✓
Dust Port ✓ Table Guide Support ✓ Mitre Guide ✓
3 x Linishing Belt ✓ Stand ✓



Horizontal Position



Table Height Adjustment



Optional Accessories



| MODEL | Slik 7.0b | |
|---------------|----------------|----------------|
| ORDER CODE | L903 | |
| Belt Size | mm | 2515 x 150mm |
| Table Size | mm | 850 x 300mm |
| Motor Power | kW/hp | 2.2kW / 3hp |
| Motor Voltage | V/Amp | 240 / 15 |
| Weight | kg | 182 |
| PRICE | ex GST | \$1,790 |
| PRICE | inc GST | \$1,969 |

Wood Machinery & Accessories

Drum Sanders



Variable Speed Dial



Belt Tension Adjustment

HAFCO WOODMASTER DS-1632

- Open side configuration with sanding capacity (400mm with 1 Pass) & (800mm with 2 Passes)
- 3.2 - 127mm thickness capacity
- Variable feed speeds from 0.6-3 M/min to suit various sanding requirements and material widths
- Drum height is adjusted by turning a control hand wheel
- Rugged aluminium drum supports frame
- Depth scale provided on the drum support frame for accurate reading of height adjustment



Includes: Stand ✓

| MODEL ORDER CODE | | DS-1632 L110 |
|-------------------------|----------------|----------------|
| Table Feed Speed | M/min | 0.6 - 3 |
| Sanding Drum Speed | rpm | 1720 |
| Sanding Belt Size (LxW) | mm | 2330 x 78 |
| Drum Diameter | mm | Ø127 |
| Max. Sanding Width | mm | 400 |
| Max. Sanding Thickness | mm | 127 |
| Min. Sanding Thickness | mm | 3.2 |
| Dust Collector Ports | No./mm | 1 x Ø63.5 |
| Feed Motor Power | hp | 1/8 |
| Motor Power | kW/hp | 0.75 / 1 |
| Voltage | V/Amp | 240 / 10 |
| Weight | kg | 70 |
| PRICE | ex GST | \$1,540 |
| PRICE | inc GST | \$1,694 |

Sanding Belts: to suit DS-1632



| SANDING BELTS | CODE | ex GST | inc GST |
|---|--------|--------|---------|
| (LxW) 2330 x 78mm 80G  | A92308 | \$22 | \$24.20 |
| (LxW) 2330 x 78mm 120G | A92312 | \$22 | \$24.20 |

Twin Drum Sander

HAFCO WOODMASTER DS-25

- Twin drum sanding, ideal for fast removal of material while giving a fine finish in a single pass
- 635mm width capacity
- 2 x Ø100mm dust outlets
- Variable speed conveyor feed
- Min/Max work piece (6 - 127mm)
- Dynamically balanced sanding drums ensure smooth running
- 2 x Ø127mm sanding drums, including (1 coarse & 1 fine)
- 2.2kW / 3hp Induction 240V motor



Conveyor Feed Motor



Sanding Belts: to suit DS-25



| SANDING BELTS | CODE | ex GST | inc GST |
|--|--------|--------|---------|
| (LxW) 2750 x 100mm 80G  | A94408 | \$25 | \$27.50 |
| (LxW) 2750 x 100mm 120G | A94412 | \$25 | \$27.50 |

| MODEL ORDER CODE | | DS-25 L129 |
|-------------------------|----------------|----------------|
| Table Feed Speed | M/min | 0.9 - 6 |
| Sanding Drum Speed | rpm | 1600 |
| Sanding Belt Size (LxW) | mm | 2750 x 100 |
| Drum Diameter | mm | Ø127 |
| Max. Sanding Width | mm | 635 |
| Max. Sanding Thickness | mm | 127 |
| Min. Sanding Thickness | mm | 6 |
| Dust Collector Ports | No./mm | 2 x Ø100 |
| Feed Motor Power | hp | 1/8 |
| Motor Power | kW/hp | 2.2 / 3 |
| Voltage | V/Amp | 240 / 10 |
| Weight | kg | 225 |
| PRICE | ex GST | \$3,750 |
| PRICE | inc GST | \$4,125 |

Wood Machinery & Accessories



Electronic Variable Speed Mini Wood Lathe

WL-14V

- Electronic variable speed (450-3850rpm)
- 356 x 470mm turning capacity
- Cast iron bed, head & tailstock
- 2MT head & tailstock
- 2 speed belt change
- 0.55kW / 0.75hp 240V motor
- Safety magnetic switch



Digital Speed Display

Includes: Face Plate ✓ 300mm Tool Rest ✓
150mm Tool Rest ✓ Drive & Live Centres ✓

Optional Stand & Bed Extension:

| Model | Type & Length | CODE | ex GST | inc GST |
|-----------|--------------------|-------|--------|---------|
| WLS-1824 | Stand - 470mm | W379 | \$140 | \$154 |
| WL-14X | Bed Ext. - 650mm | W385X | \$140 | \$154 |
| WLS-1824X | Stand Ext. - 650mm | W379X | \$80 | \$88 |



| MODEL | WL-14V | |
|-----------------|----------------|--------------|
| ORDER CODE | W385 | |
| Swing Over Bed | mm | 356 |
| Between Centres | mm | 470 |
| Spindle Thread | size | M30 x 3.5mm |
| Motor Power | kW/hp | 0.55 / 0.75 |
| Voltage | V/Amp | 240 / 10 |
| Weight | kg | 46 |
| PRICE | ex GST | \$590 |
| PRICE | inc GST | \$649 |

Swivel Head Wood Lathe

WL-18

- Swivel head - ideal for bowl turning
- Variable speed (500-2000rpm)
- 900mm between centres
- Full cast iron head, bed and tailstock
- 0.75kW / 1hp 240V motor
- 2MT, 1" x 10TPI spindle
- Hollow tailstock - 2MT
- Dust proof magnetic switch



Includes: Face Plate ✓ Tailstock ✓
Drive Centre ✓ Stand ✓ Live Centre ✓
Tool Rest ✓ Bowl Turning Attachment ✓

| MODEL | WL-18 | |
|-----------------|----------------|--------------|
| ORDER CODE | W382 | |
| Swing Over Bed | mm | 310 |
| Between Centres | mm | 900 |
| Spindle Thread | size | 1" x 10TPI |
| Motor Power | kW/hp | 0.75 / 1 |
| Voltage | V/Amp | 240 / 10 |
| Weight | kg | 83 |
| PRICE | ex GST | \$670 |
| PRICE | inc GST | \$737 |

Roller Steady

- 3 point roller steady suits model WL-18 wood lathe



| CODE | ex GST | inc GST |
|------|--------|---------|
| W378 | \$50 | \$55 |

Swivel Head Wood Lathe

WL-20

- Swivel head - ideal for bowl turning
- Variable speed (500-2000rpm)
- 1100mm between centres
- Head slides along length of bed
- Full cast iron head, bed and tailstock
- 0.75kW / 1hp 240V motor
- 2MT, 1" x 10TPI spindle
- Hollow tailstock - 2MT
- Dust proof magnetic switch



Includes: Face Plate ✓ Tailstock ✓
Drive Centre ✓ Stand ✓ Live Centre ✓
Tool Rest ✓ Bowl Turning Attachment ✓

| MODEL | WL-20 | |
|-----------------|----------------|--------------|
| ORDER CODE | W384 | |
| Swing Over Bed | mm | 370 |
| Between Centres | mm | 1100 |
| Spindle Thread | size | 1" x 10TPI |
| Motor Power | kW/hp | 0.75 / 1 |
| Voltage | V/Amp | 240 / 10 |
| Weight | kg | 96 |
| PRICE | ex GST | \$770 |
| PRICE | inc GST | \$847 |

Roller Steady

- 3 point roller steady suits model WL-18 wood lathe



| CODE | ex GST | inc GST |
|------|--------|---------|
| W378 | \$50 | \$55 |

Wood Machinery & Accessories

HAFCO WOODMASTER Wood Lathe

WL-46A

- Electronic variable speed (100-3200rpm)
- Digital speed display
- Heavy cast iron legs
- Full cast iron head and bed
- 1.5kW / 2hp 240V motor
- 462mm swing
- 1194mm between centres
- Dust proof magnetic switch

Heavy Duty Cast Iron



| MODEL | WL-46A | |
|-----------------|----------------|----------------|
| ORDER CODE | W387 | |
| Swing Over Bed | mm | 462 |
| Between Centres | mm | 1194 |
| Spindle Thread | size | 30 x 3.5mm |
| Motor Power | kW/hp | 1.5 / 2 |
| Voltage | V/Amp | 240 / 10 |
| Weight | kg | 228 |
| PRICE | ex GST | \$2,490 |
| PRICE | inc GST | \$2,739 |

Includes: Face Plate ✓ Tailstock ✓
Tool Rest ✓ Drive & Live Centres ✓
Cast Iron Stand ✓

Optional Bowl Turning Att.:

| Model | Length | CODE | ex GST | inc GST |
|--------|--------|-------|--------------|--------------|
| BTA-46 | 760mm | W387A | \$180 | \$198 |

HAFCO WOODMASTER Wood Lathe

WL-520A

- Electronic variable speed 50-3890rpm
- Digital readout display for spindle speeds
- Finely ground bed for reduced friction
- Heavy duty steel cabinet stand
- Versatile 24 position indexing
- Heavy duty vibration absorbing cast iron construction
- Rear polished hand wheel brake
- 2MT tailstock & headstock spindle taper
- 4 large QUATRO design headstock bearings
- 720mm Max. bowl diameter on outboard turning



| MODEL | WL-520A | |
|--------------------|----------------|----------------|
| ORDER CODE | W686 | |
| Swing Over Bed | mm | 520 |
| Between Centres | mm | 910 |
| Spindle Thread | size | 30 x 3.5mm |
| Motor Power | kW/hp | 1.5 / 2 |
| Voltage | V/Amp | 240 / 10 |
| Dimensions (LxWxH) | cm | 187 x 65 x 125 |
| Weight | kg | 392 |
| PRICE | ex GST | \$4,750 |
| PRICE | inc GST | \$5,225 |

Includes: Bowl Turning Attachment ✓
Stand ✓ Toolrest ✓ Spur Drive ✓
Live Centre ✓ RH Face Plate ✓

HAFCO Wood Turning Tool Sets - High Speed Steel

6 Piece Set Up to 350mm Handles

- 12mm deep bowl chisel - long handle
- 24mm roughing gouge
- 24mm oval skew chisel
- 19mm domed scraper
- 5mm parting & beading
- 9mm spindle gouge



| CODE | ex GST | inc GST |
|------|--------------|--------------|
| W302 | \$120 | \$132 |

8 Piece Set Up to 230mm Handles

- 15mm skew chisel
- 26mm skew chisel
- 24mm roughing gouge
- 14mm spindle gouge
- 7mm spindle gouge
- 16mm parting & beading
- 14mm parting & beading
- 15mm domed scraper



| CODE | ex GST | inc GST |
|------|--------------|--------------|
| W301 | \$110 | \$121 |

HAFCO Wood Lathe Chisel Set

- One lathe tool for all of your turning needs, four chisels function combined in one all-inclusive chisel system
- Includes interchangeable carbide tips, 2" radius end, 3/8" square end, 3/8" round end & triangle end, as well as a chip deflector that magnetically attaches to the blade for protecting hand and eyes.



| CODE | ex GST | inc GST |
|------|-------------|-------------|
| W300 | \$70 | \$77 |

Replacement Carbide Tip Set



| CODE | ex GST | inc GST |
|-------|-------------|----------------|
| W300T | \$39 | \$42.90 |

HAFCO Wood Turning Tool Sets - High Speed Steel

Pen Turning Tools Set

- 3/8" Spindle Gouge
- 1/8" Parting Tool
- 1/2" Oval Skew Chisel



| CODE | ex GST | inc GST |
|-------|-------------|----------------|
| W3033 | \$75 | \$82.50 |

Starter Turning Tool Set

- 3/4" Roughing Gouge
- 3/8" Spindle Gouge
- 1/4" Deep Bowl Gouge
- 1/8" One Handed Parting



| CODE | ex GST | inc GST |
|-------|--------------|--------------|
| W3034 | \$140 | \$154 |

Professional Chisel Set

- 1/4" & 1/2" Spindle Gouge
- 1/2" Skew • 1" Flat Skew
- 3/8" Parting & Beading
- 3/4" Domed Scraper



| CODE | ex GST | inc GST |
|-------|--------------|--------------|
| W3036 | \$230 | \$253 |

Master Chisel Set

- 1-1/4" Roughing Gouge
- 1/2" Deep Bowl Gouge
- 1-1/4" Domed Scraper
- 5/8" Fingernail Profile Gauge



| CODE | ex GST | inc GST |
|-------|--------------|--------------|
| W3039 | \$330 | \$363 |

Wood Machinery & Accessories

2MT Drive Centre

- 4 prong drive centre
- Sharp centre point
- Suits wood lathes



| CODE | ex GST | inc GST |
|-------|--------|---------|
| WC023 | \$24 | \$26.40 |



2MT Live Centre

- Sharp centre point
- Outer ring grips timber
- Suits wood lathes



| CODE | ex GST | inc GST |
|-------|--------|---------|
| WC037 | \$35 | \$38.50 |



Curved Tool Rest Set

CTR-4 - 4 Piece

- Steel S-curve shape round body toolrest
- 90° round body toolrest 63mm radius curve
- 90° flat body toolrest 51mm radius curve
- 45° flat body toolrest 38mm radius curve
- Ø25mm spigot shaft
- Hardened toolrest surface




| CODE | ex GST | inc GST |
|------|--------|---------|
| W295 | \$75 | \$82.50 |



Face Plates

FP-90 & FP-150

- Ø90mm face plate with centering rings (FP-90)
- Ø150mm face plate with centering rings (FP-150)
- M40 thread to suit scroll chuck inserts
- Rear countersunk screw holes
- Includes screw point (FP-90)



| CODE | ex GST | inc GST |
|------|--------|---------|
| W297 | \$27 | \$29.70 |
| W298 | \$45 | \$49.50 |



Pen Mandrel Set

PM-2

- 2MT body
- Ø6mm ER16 collet & collet nut
- 1 x Ø6 x 195mm long shaft with thread
- 1 x 25mm brass knurled nut
- 1 x collet nut spanner
- 5 x steel bushes




| CODE | ex GST | inc GST |
|------|--------|---------|
| W306 | \$30 | \$33 |



BSS-5075 - Bowl Sanding System

- Comfort grip handle
- Tilting head with lock
- Hook & loop backing on sanding heads
- 50 x Ø50mm & 50 x Ø75mm sanding discs
- 2 x Ø50mm & 2 x Ø75mm sanding heads



| CODE | ex GST | inc GST |
|------|--------|---------|
| W305 | \$65 | \$71.50 |



Watch Video

Extra Sanding Discs

- 10 pieces of each size: 80, 150, 240, 320 & 400 grit sanding discs



| Pieces | Disc Size | CODE | ex GST | inc GST |
|--------|-----------|-------|--------|---------|
| 50 | Ø50mm | W3055 | \$12 | \$13.20 |
| 50 | Ø75mm | W3057 | \$14 | \$15.40 |

Scroll Chuck - 100mm

- 4-Jaw self centring scroll chuck
- Gripping internally and externally
- Comes with 2 x T-key (one for clamping & one for jaws)
- 1 x wood screw included
- 0.2mm tolerance
- 24 Indexing plate
- NOTE: Thread insert NOT included. Please refer to optional accessories: (W3665, W367, W366)



| CODE | ex GST | inc GST |
|------|--------|---------|
| W370 | \$160 | \$176 |



Scroll Chuck Inserts

- Suits W370 scroll chuck

| Type | Size | CODE | ex GST | inc GST |
|--------|--------------------------------|-------|--------|---------|
| Insert | 1" x 10TPI - Internal Thread | W3665 | \$20 | \$22 |
| Insert | 3/4" x 16TPI - Internal Thread | W367 | \$20 | \$22 |
| Insert | 30 x 3.5mm - Internal Thread | W366 | \$20 | \$22 |



Jaw Accessory Kit

- 1 x set of 88mm power grip jaws
- 1 x set of 72mm step jaws
- 1 x set of 25mm jaws
- 1 x set of 125mm bowl jaws



| CODE | ex GST | inc GST |
|------|--------|----------|
| W375 | \$115 | \$126.50 |

- Comes in a deluxe aluminium case
- 1 x hex wrench

Scroll Chucks

SC3 & SC4

- 4 jaw self centring scroll chuck made from heat treated high tensile steel and reinforced with copper & nickel
- Indexing back plate, 72 holes in 5 degree intervals (SC4)
- CNC machined to high accuracy & tolerances
- SC3 90mm scroll chucks include threaded back



SC3



SC4



| Model | Description | CODE | ex GST | inc GST |
|-------|--|-------|--------|---------|
| SC3 | 90mm Scroll Chuck & 1" x 10tpi thread | R8197 | \$230 | \$253 |
| SC3 | 90mm Scroll Chuck & M30 x 3.5mm thread | R8198 | \$230 | \$253 |
| SC4 | 100mm Scroll Chuck Only - Heavy Duty | R8175 | \$270 | \$297 |

Scroll Chucks Inserts

| Model | Description | CODE | ex GST | inc GST |
|-------|--------------------------|-------|--------|---------|
| 62128 | Insert - 3/4" x 16TPI RH | R8190 | \$36 | \$39.60 |
| 62130 | Insert - M30 x 3.5 RH | R8192 | \$36 | \$39.60 |





TIGER 2000S

- German design & technology
- Ø200mm stone, Ø225mm hone
- 120W 240V motor at 120rpm
- Splash proof motor & switch
- Aluminium oxide grinding wheel suitable for sharpening high speed steel tools
- Leather honing wheel removes the burr

200mm Grinding Stone



| MODEL | TIGER 2000S | |
|---------------------------|----------------|--------------|
| ORDER CODE | W859 | |
| Grinding Stone Diameter | mm | Ø200 x 40 |
| Leather Honing Wheel Dia. | mm | Ø225 x 30 |
| Motor Power / Voltage | W/V | 120 / 240 |
| Grinding Stone Speed | rpm | 120 |
| Weight | kg | 9.2 |
| PRICE | ex GST | \$200 |
| PRICE | inc GST | \$220 |

Includes: Jig For Straight Edges ✓ Plane Irons ✓ Ripping Chisels ✓ Angle Setting Jig For Measuring Angles ✓ Abrasive Paste for Honing ✓

TIGER 2500

- German design & technology
- Ø250mm stone, Ø200mm hone
- 200W 240V motor at 90rpm
- Splash proof motor & switch
- Aluminium oxide grinding wheel suitable for sharpening high speed steel tools
- Leather honing wheel removes the burr

250mm Grinding Stone



| MODEL | TIGER 2500 | |
|---------------------------|----------------|--------------|
| ORDER CODE | W868 | |
| Grinding Stone Diameter | mm | Ø250 x 50 |
| Leather Honing Wheel Dia. | mm | Ø200 x 30 |
| Motor Power / Voltage | W/V | 200 / 240 |
| Grinding Stone Speed | rpm | 90 |
| Weight | kg | 18.5 |
| PRICE | ex GST | \$290 |
| PRICE | inc GST | \$319 |

Includes: Jig For Straight Edges ✓ Plane Irons ✓ Ripping Chisels ✓ Angle Setting Jig For Measuring Angles ✓ Abrasive Paste for Honing ✓

House Hold Sharpening Kit



JIG 40 The perfect attachment for Axes with a blade up to 170mm



JIG 120 Designed for knives with blade length of 100 to 200mm



JIG 160 Designed for scissors and hedge shears

Suits TIGER 2000S & TIGER 2500

| CODE | ex GST | inc GST |
|-------|--------|---------|
| W8615 | \$110 | \$121 |

Wood Turners Sharpening Kit



JIG 55 Grinds oblique edges, hollow chisels and planer blades



JIG 110 Ideal for tools that are difficult to clamp



Stone Grader Changes the grains on the grinding wheel for fine abrasion

Suits TIGER 2000S & TIGER 2500

| CODE | ex GST | inc GST |
|-------|--------|---------|
| W8625 | \$110 | \$121 |

Suits TIGER 2000S & TIGER 2500

Honing Paste

- For use on the leather strop and profiled leather honing wheels on wet stone grinders, this compound helps achieve an excellent edge to tools



| CODE | ex GST | inc GST |
|-------|--------|---------|
| W8635 | \$30 | \$33 |

Jig 60 - Knife

- Suitable for knives from a minimum blade length of 40 to 100mm, and for drawing knives



| CODE | ex GST | inc GST |
|-------|--------|---------|
| W8642 | \$54 | \$59.40 |

Jig 120 - Knife

- Suitable for knives with a blade length from 100 to 200 mm



| CODE | ex GST | inc GST |
|-------|--------|---------|
| W8643 | \$60 | \$66 |

Stone Grader

- Changes grains on the grinding wheel for fine abrasion
- Keeps wheel in good working order



| CODE | ex GST | inc GST |
|-------|--------|---------|
| W8636 | \$25 | \$27.50 |

Wheel Dressing Attachment

- Wheel dressing attachment ensuring that the grinding wheel is always perfectly round and level



| CODE | ex GST | inc GST |
|-------|--------|---------|
| W8633 | \$55 | \$60.50 |

Jig 110 - Grinding Rest

- Ideal for tools that are difficult to clamp



| CODE | ex GST | inc GST |
|-------|--------|---------|
| W8646 | \$35 | \$38.50 |

Angle Guides

- For setting tool angles 20°, 25°, 30°, 35°, 40°, 60°



| Suits | CODE | ex GST | inc GST |
|-------|-------|--------|---------|
| 200mm | W8637 | \$14 | \$15.40 |
| 250mm | W8638 | \$16 | \$17.60 |

Bench Top Router

schepach hf-50



Digital Speed Display

- Cast iron table size 610 x 360mm (1030 x 360mm with extension tables)
- Powerful 1500W brush type 240V motor
- Variable speed 11,500 - 24,000rpm
- Adjustable spindle height 0 - 40mm
- Spindle lock for quick cutter change
- Fine adjustment aluminium fence
- Magnetic switch with overload reset button

Includes: 1/4" & 1/2" Collets ✓ Spindle Guard ✓ Mitre Guide ✓ Ø100mm Dust Chute ✓ 2 x Push Blocks ✓



Spindle Height Adjustment

Optional Accessories



p269



p92



p267

| MODEL | hf-50 | |
|-----------------------|----------------|-----------------|
| ORDER CODE | W846 | |
| Table Size | mm | 610 x 360 |
| Table with Extensions | mm | 1030 x 360 |
| Variable Speed | rpm | 11,500 ~ 24,000 |
| Spindle Height | mm | 0 - 40 |
| Motor Power | kW/hp/V | 1.5 / 2 / 240V |
| Weight | kg | 32 |
| PRICE | ex GST | \$450 |
| PRICE | inc GST | \$495 |

Cutter Head

- 28 Blades (7 profiles)
- Ø90mm cutter
- Suits Ø30mm spindles



| CODE | ex GST | inc GST |
|------|--------------|--------------|
| W647 | \$180 | \$198 |



Router Table With Sliding Table

HAFCO WOODMASTER RT-500

- Suitable for brand name routers
- Table dimensions 785 x 560mm
- Sliding aluminium table 730 x 310mm
- 240V-15amp female socket & 240V-15amp male plug
- Fully adjustable squaring guide & hold down clamp
- Lockable toggle switch • 60mm dust chute
- Table tilts 45° for easy access to mount router
- Floor space (LxWXH) 180 x 80 x 108cm
- Weight 57kg

| CODE | ex GST | inc GST |
|-------|--------------|--------------|
| W4485 | \$690 | \$759 |

Spindle Moulder

HAFCO WOODMASTER SP-300

- Ø30mm spindle with 100mm spindle travel
- 200mm spindle length • 900mm table height
- Aluminium fence and top clamp
- 2.2kW / 3hp 15Amp 240V motor
- Tilting arbor to -5° ~ +30° for various profiles
- Cast iron cutter guard with Ø100mm dust port
- Large ground, cast iron work table (710 x 640mm)
- 4 spindle speeds with Fwd/Rev 1800, 3000, 6000, 9000rpm



Includes: Sliding Table with Mitre Guide ✓ 74mm Drum Sanding Attachment ✓ Micro Adjustment Rise & Fall Spindle ✓ Lock on Spindle for Easy Cutter Change ✓



Tilting Arbor 30°



Drum Sanding Attachment



Includes Mitre Guide

| MODEL | SP-300 | |
|----------------|----------------|----------------------------|
| ORDER CODE | W640 | |
| Table Size | mm | 710 x 640 |
| Spindle Speeds | No./rpm | 4 (1800, 3000, 6000, 9000) |
| Motor Power | kW/hp | 2.8 / 3 |
| Voltage | V/Amp | 240 / 15 |
| Weight | kg | 221 |
| PRICE | ex GST | \$2,450 |
| PRICE | inc GST | \$2,695 |



M-16



Chisa 7.0

schepach M-16

- 16mm chisel capacity
- Magnetic switch with emergency stop
- Quick action hand wheel material clamp
- Drill chuck capacity Ø1-13mm
- 120mm vertical stroke
- 165mm lateral (left to right) stroke
- Fence size 180 x 50mm
- Table size 180 x 120mm
- Heavy cast iron construction
- 0.37kW / 1/2hp 240V motor
- 1400rpm spindle speed
- Max morticer depth 76mm
- Max clamp width 125mm

Includes: 1 Chisel (3/8" x 19mm Shank) ✓

schepach Chisa 7.0

- 25mm softwood capacity
- 20mm hardwood capacity
- 220mm Vertical head stroke
- 170 x 140mm table movement
- Quick action material clamps
- Overall height 1520mm
- 0.75kW / 1hp 240V motor
- Safety magnetic switch

Includes: 2 x 5/8" Chisels ✓ Length Stop ✓ Storage Cabinet ✓

schepach M-25

- 25mm softwood capacity
- 19mm hardwood capacity
- Magnetic switch with overload
- Easy operation with counter weight
- 3-position job clamp & depth stop
- Long & cross hand wheel movement
- 255 x 180mm timber capacity
- Heavy cast iron construction
- 125mm stroke
- 0.75kW / 1hp 240V motor
- Overall height 1700mm

Includes: Stand ✓



M-25

Chisel Morticer & Bit Set - 5 Piece

CMB-5

- High carbon steel - all chisels suit Ø19mm machine collar
- Ø1/4" chisel - Ø4mm drill shank - 40mm depth
- Ø5/16" chisel - Ø5.2mm drill shank - 40mm depth
- Ø3/8" chisel - Ø6.4mm drill shank - 55mm depth
- Ø1/2" chisel - Ø9.3mm drill shank - 75mm depth
- Ø5/8" chisel - Ø11.7mm drill shank - 90mm depth



| CODE | ex GST | inc GST |
|------|--------|---------|
| W411 | \$55 | \$60.50 |

| MODEL | | M-16 | Chisa 7.0 | M-25 |
|-------------------|----------------|--------------|----------------|----------------|
| ORDER CODE | | W347 | W3465 | W345 |
| Timber Capacity | mm | 125 | 145 | 160 |
| Table Movement | mm | 165 x 46 | 170 x 140 | 255 x 180 |
| Vert. Head Stroke | mm | 120 | 220 | 125 |
| Motor Power | kW/hp | 0.37 / 1/2 | 0.75 / 1 | 0.75 / 1 |
| Voltage | V/Amp | 240 / 10 | 240 / 10 | 240 / 10 |
| Overall Height | mm | 1400 | 1520 | 1700 |
| Weight | kg | 42 | 98 | 160 |
| PRICE | ex GST | \$450 | \$1,290 | \$2,350 |
| PRICE | inc GST | \$495 | \$1,419 | \$2,585 |

Wood Machinery & Accessories

Dust Collectors Economy Range

Overview Hafco Woodmaster dust collectors are perfect for small workshops or home enthusiasts looking to maintain a clean & safe workshop. Multiple options are available to suit your application.

- Features**
- Copper wound induction motor
 - Dynamically balanced steel impeller
 - 5 Micron fine filter bags
 - Single inlet on DC-2, dual inlet on DC-3 & triple inlet on DC-7
 - Portable on wheels



DC-2



DC-3



DC-7

Schepach

Upgraded Features

- Supplied with 2m of 100mm dust hose
- Supplied with 4 reducing sleeves
- HPLV System on HA-1000 (High Pressure Low Volume)



schepach



HD12



DC-3



CDS-2/3

DCC-310 Dust & Cyclone Collector

HAFCO WOODMASTER Package Deal

DC-3: Dust and shavings of LPHV extractors are sucked through the impeller fan blade and then the waste falls into the lower bag, the air being exhausted through the top filter bag, collecting some of the fine dust on the way.

CDS-2/3: Cyclone separator main advantages is the ability to extract and hold large particles and chips before they reach the dust collector impellers resulting in no more loss of suction from blocked filters.

Includes: DC-3 Dust collector (W394) ✓ FC-10 Filter cartridge (W328) ✓ CDS-2/3 Cyclone filter (W316) ✓ DCK-2 Dust acc. kit (W344) ✓



DCK-2

Package Deal
(W394 + W316 + W344 + W328)
\$1,287 inc GST (K047)
SAVE \$121 RRP

Dust Collectors Industrial Range

Overview Hafco Woodmaster industrial dust collectors feature quality Taiwanese made components to ensure day in day out operation for professional woodworkers.

- Features**
- Heavy duty copper wound induction motor
 - Dynamically balanced steel impeller
 - Extra tall 1600mm 2 Micron fine filter bags to increase surface area & filtration area
 - Portable on wheels



100mm Triple Inlets



Heavy Duty 415V Motor



DC-80

DC-90



Made in Taiwan

DC-90 Shown

Cyclone Dust Collectors

Upgraded Features

- Cyclone design to separate large particles before it reaches the filter
- Remote control start / stop function
- 1 Micron pleated fine filter cartridge
- Manually operated internal dust removal fingers in pleated filter to maintain airflow



Quick Release Handle for Bucket Empty



Rotary Hand Filter Cleaning



Side View



Remote Control Start



Made in Taiwan



CD-2A

| MODEL | | DC-2 | HD12 | DC-3 | DC-7 | CD-20 | CD-30 | DC-80 | DC-90 |
|--------------|----------------|--------------|--------------|--------------|--------------|----------------|----------------|----------------|----------------|
| ORDER CODE | | W332 | W886 | W394 | W329 | W319 | W320 | W397 | W331 |
| Air Flow | CFM | 500 | 680 | 1200 | 2300 | 1020 | 1940 | 2800 | 3200 |
| Inlets | No./mm | 1 / Ø100 | 1 / Ø100 | 2 / Ø100 | 3 / Ø100 | 3 / Ø100 | 3 / Ø100 | 3 / Ø100 | 3 / Ø100 |
| Motor Power | kW/hp | 0.75 / 1 | 0.56 / 0.75 | 1.5 / 2 | 2 / 3 | 1.5 / 2 | 2.25 / 3 | 2 / 3 | 3.75 / 5 |
| Voltage | V/Amp | 240 / 10 | 240 / 10 | 240 / 10 | 240 / 10 | 240 / 15 | 240 / 15 | 415 | 415 |
| Weight | kg | 23 | 24 | 42 | 52 | 130 | 160 | 87 | 109 |
| PRICE | ex GST | \$250 | \$290 | \$450 | \$630 | \$1,790 | \$2,490 | \$1,590 | \$1,850 |
| PRICE | inc GST | \$275 | \$319 | \$495 | \$693 | \$1,969 | \$2,739 | \$1,749 | \$2,035 |

Wood Machinery & Accessories

Air Filtration Units



AP-12

- 1044cfm air flow capacity
- Remote control ON/OFF
- Filtering 98% of all particles 5 microns in size
- Filtering 85% of all particles 1 micron in size
- Can remove most airborne contaminants and maintain fresh air circulation
- 3 speed settings & 3 timer settings (1Hr, 2Hr, 4Hr)
- Easy filter element maintenance
- Designed for ceiling mount



| MODEL | | AP-12 |
|--------------------|----------------|--------------|
| ORDER CODE | | W326 |
| Filtration | microns | 1 |
| Airflow | CFM | 1044 |
| Noise Level | dB | 62 ~ 69 |
| Motor Power | hp | 0.2 |
| Voltage | V/Amp | 240 / 10 |
| Dimensions (LxWxH) | cm | 82 x 67 x 36 |
| Weight | kg | 27.5 |
| PRICE | ex GST | \$490 |
| PRICE | inc GST | \$539 |



AF-400

Useful for reducing nuisance dust, particularly in small workshops. Filtration room volume efficiency for areas up to 113m³

- 400cfm capacity
- Two stage air filter with remote 3 speeds and time delay
- Remote control with programmable timer & three speeds
- Highly effective 2 stage fine filtration down to 1 micron
- Filters are easily removable for cleaning or replacing
- Supplied with mounting hooks and chains



| MODEL | | AF-400 |
|--------------------|----------------|--------------|
| ORDER CODE | | W325 |
| Filtration | microns | 1 |
| Airflow | CFM | 400 |
| Noise Level | dB | 62 ~ 69 |
| Motor Power | hp | 0.125 |
| Voltage | V/Amp | 240 / 10 |
| Dimensions (LxWxH) | cm | 60 x 50 x 33 |
| Weight | kg | 15 |
| PRICE | ex GST | \$270 |
| PRICE | inc GST | \$297 |

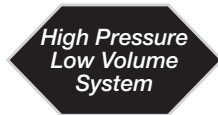


Dust Collector



ha 1000

- 109cfm airflow - HPLV system
- 1.1kW / 1.5hp 240V motor
- 50 litre steel tank
- 5 micron fine filter
- Handle for easy moving
- Includes Ø100mm x 2M hose



| MODEL | | ha 1000 |
|--------------------|----------------|--------------|
| ORDER CODE | | W885 |
| Inlet Diameter | mm | 100 |
| Airflow | CFM | 109 |
| Motor Power | kW/hp | 1.1 / 1.5 |
| Motor Voltage | V/Amp | 240 / 10 |
| Ship. Dim. (LxWxH) | cm | 70 x 42 x 42 |
| Weight | kg | 14 |
| PRICE | ex GST | \$200 |
| PRICE | inc GST | \$220 |

Filter Cartridge



FC-10

- 1 micron filtration
- Increases filtering area by 700%
- Rotary hand wheel for manual cleaning
- Includes 10 plastic collection bags
- Ø500mm x 600mm high



Suits Dust Collectors DC-3, DC-7, DC-80, DC-90

| CODE | ex GST | inc GST |
|------|--------------|--------------|
| W328 | \$250 | \$275 |



Shown mounted on Dust Collector

Cyclone Dust Separator

CDS-2/3

- Separates up to 99% of dust
- Large 110 litre metal collection bin
- Air tight clamping with rubber seals
- Ø152mm inlet with 2 x Ø100mm reducer
- Ø152 - 25mm stepped outlet reducer, Ø152, 125, 100, 75, 63, 50, 25mm
- Viewing window on collection bin for waist level
- Capable of running dust bags in collection bin
- Ideal for the up to 3hp dust collectors
- Portable, on wheels



Includes Stepped Reducer

Rated For 3hp Dust Collectors



View Down Top Outlet



Shown Set Up



Wood Chip Collection Bin



| CODE | ex GST | inc GST |
|------|--------------|--------------|
| W316 | \$450 | \$495 |

Wood Machinery & Accessories

PVC Dust Hose

- 100mm (4") diameter
- Grey colour, high-grade flexible PVC material
- Spring steel wire integrated in the wall
- Light weight, compressible to 3:1
- Temperature range of -10°C to +70°C
- Counter clockwise spiral

Pre Cut Length



DCH-100-6



Price per Metre

* Please note Ø63 & Ø125mm lengths are only sold per metre



| DIA. HOSE | MODEL | LENGTH | CODE | ex GST | inc GST |
|-----------|-----------|----------|-------|-------------|----------------|
| Ø100mm | DCH-100-3 | 3 Metres | W3981 | \$45 | \$49.50 |
| Ø100mm | DCH-100-6 | 6 Metres | W3982 | \$85 | \$93.50 |

| DIA. HOSE | MODEL | CODE | ex GST | inc GST |
|-----------|---------|-------|-------------|----------------|
| Ø63mm | DCH-63 | W3985 | \$14 | \$15.40 |
| Ø100mm | DCH-100 | W398 | \$20 | \$22.00 |
| Ø125mm | DCH-125 | W398A | \$26 | \$28.60 |

Dust Accessory Kit

DCK-2

- 2 x 3m Lengths of Ø100mm dust hose
- 10 x Hose clamps to suit Ø100mm hose
- 1 x 558mm wide floor sweeper
- 1 x Table saw hood
- 1 x Universal dust hood
- 1 x 150mm Dust hood
- 1 x "Y" fitting • 2 x Shut-off valves



| CODE | ex GST | inc GST |
|------|--------------|--------------|
| W344 | \$130 | \$143 |

Dust Vacuum Wand

DVW-4

- Suits timber dust collectors
- Connects to Ø100mm dust hose
- Hand press fit together
- Includes:
 - 1 x Ø100mm clear plastic tube, 1 x Ø100mm coupler,
 - 2 x Ø100mm swivel handle, 1 x Ø100mm shut off valve,
 - 1 x 240 x 150mm floor nozzle, 4 x wall mount clips,
 - 1 x 135 x 50mm table wand with brush



Watch Video

| CODE | ex GST | inc GST |
|-------|-------------|-------------|
| W344V | \$90 | \$99 |

Wall Mounted Wood Dust Extraction Kits

DCK-100W

- 2 x 100mm 90° elbows
- 2 x 100mm "Y" connectors
- 3 x 100mm wall mount blast gates
- 1 x Floor sweeping attachment
- 10 x Wall mounting brackets and mounting hardware
- 16 x Hose clamps to suit Ø100mm hose

New Release

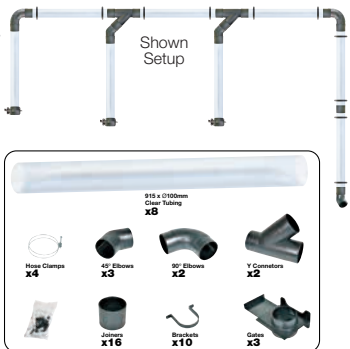


| CODE | ex GST | inc GST |
|-------|--------------|--------------|
| W3445 | \$120 | \$132 |

DCK-200W

New Release

- 8 x 915mm lengths of Ø100mm clear tubing
- 3 x 100mm wall mount blast gates
- 3 x 100mm 45° elbows
- 2 x 100mm 90° elbows
- 2 x 100mm "Y" connectors
- 16 x 100mm Joiners
- 4 x 100mm hose clamps
- Tube hanging brackets and mounting hardware



| CODE | ex GST | inc GST |
|-------|--------------|--------------|
| W3447 | \$320 | \$352 |

Additional 915mm lengths of Ø100mm clear tube

| CODE | ex GST | inc GST |
|-------|-------------|-------------|
| W3448 | \$60 | \$66 |

Dust Collector Adaptors

| DESCRIPTION | CODE | ex GST | inc GST |
|--|-------|-------------|----------------|
| Ø63-50-38-25mm Reducer | W334A | \$12 | \$13.20 |
| Ø100 - 35mm Reducer | W3345 | \$18 | \$19.80 |
| Ø152-127-101-76-63-50-25mm Reducer | W3346 | \$14 | \$15.40 |
| Ø100mm Joiner | W334B | \$10 | \$11.00 |
| Ø100-63mm Reducer | W334 | \$9 | \$9.90 |
| Ø125-100mm Reducer | W333 | \$10 | \$11.00 |
| Ø100mm internal/external Quick Connect Adapter | W3395 | \$12 | \$13.20 |
| Ø63mm Flexible Rubber Cuff Connector | W3396 | \$16 | \$17.60 |

| DESCRIPTION | CODE | ex GST | inc GST |
|--|-------|-------------|----------------|
| Ø100mm Flexible Rubber Cuff Connector | W3397 | \$18 | \$19.80 |
| Ø100mm Dust Fitting Adapter | W334C | \$10 | \$11.00 |
| Ø100mm Shut Off Valve | W335 | \$12 | \$13.20 |
| Ø100mm Wall Mounted Blast Gate Self Cleaning | W3351 | \$13 | \$14.30 |
| Ø100mm Elbow - 90 Degree | W336 | \$12 | \$13.20 |
| Ø100mm Elbow - 45 Degree | W3362 | \$12 | \$13.20 |
| Ø100mm 'Y' Fitting | W337 | \$16 | \$17.60 |
| Ø100mm to Ø63mm 'Y' Fitting | W3375 | \$14 | \$15.40 |


| DESCRIPTION | CODE | ex GST | inc GST |
|--------------------------------------|-------|---------------|----------------|
| Ø100mm Dust Inlet Cap | W3352 | \$8 | \$8.80 |
| Ø100mm Universal Hood | W338 | \$12 | \$13.20 |
| Ø100mm Floor Sweeper | W339 | \$20 | \$22.00 |
| Ø100mm Dust Chute Hood | W338A | \$22 | \$24.20 |
| Ø100mm (410x320) Big Gulp Dust Chute | W338B | \$30 | \$33.00 |
| Ø63mm Steel Wire Hose Clamp | W3405 | \$4 | \$4.40 |
| Ø100mm Steel Wire Hose Clamp | W340 | \$5 | \$5.50 |
| Ø125mm Steel Hose Clamp | W341 | \$5.50 | \$6.05 |

Wood Machinery & Accessories

Wood Working Vice Guides

WVF-265


- Quick release mechanism
- Polished guide rods
- Front or end mount
- Acme screw
- Cast iron construction
- Note: Timber vice jaws and handle are not included



| Jaw Width | Opening | CODE | ex GST | inc GST |
|-----------|---------|------|-------------|-------------|
| 265mm | 330mm | V189 | \$90 | \$99 |

Wood Working Vices

- Quick release mechanism
- Polished guide rods
- Acme screw
- Sliding stop dog
- Cast iron construction



| Model | Jaw Width | Opening | CODE | ex GST | inc GST |
|--------|-----------|---------|------|--------------|--------------|
| WV-180 | 178mm | 203mm | V187 | \$100 | \$110 |
| WV-230 | 230mm | 260mm | V184 | \$130 | \$143 |

Carvers Vice

WCV-130

- The vice can be securely attached to any work surface up to 4" thick
- Cast iron clamp jaws provides great holding power for heavy use
- Faceplate revolves 360°
- Pivoting support arm



| CODE | ex GST | inc GST |
|------|-------------|----------------|
| W310 | \$65 | \$71.50 |

Ripping Gauge

RG-190

- 0 - 135mm clamp depth adjustment
- Locks into any 3/4" wide x 3/8" deep table slots
- Makes repetitive ripping of thin strips easy & safe
- Ball bearing roller support
- Cuts to the left of the blade, preventing burning, binding and kickback
- 190 x 75mm aluminium extrusion body with adjustable sliding extrusion clamp



| CODE | ex GST | inc GST |
|------|-------------|----------------|
| W311 | \$54 | \$59.40 |

Mitre Gauge & Fence

MTR-24

- 335mm aluminium fence
- Fence extends to 615mm
- 70mm fence height
- Suits 3/8" or 3/4" table slots




| CODE | ex GST | inc GST |
|------|-------------|-------------|
| W308 | \$70 | \$77 |

Safety Push Block & Stick Set

PSK5

- 5 piece set
- 2 x 150mm push block with foam base
- 405mm long push block with foam base
- 19mm wide V-notch push stick
- 215mm saw guide



| CODE | ex GST | inc GST |
|------|-------------|-------------|
| W309 | \$30 | \$33 |

Digital Moisture Meter

MM-50

- Measures the moisture in wood 5 - 50%
- Measures the moisture in building material 1.5 - 33%
- Measuring accuracy: ±2% • Backlit LCD screen
- Lid cover used for calibration
- Auto power off: 3 minutes inactive
- Low battery indicator: <7V • Includes 9V battery



| CODE | ex GST | inc GST |
|-------|-------------|-------------|
| W6455 | \$40 | \$44 |

Twin Feather Board Set

FBS-100

- Two feather boards that can be used individually, in tandem or stacked
- 115mm slide adjustment allows different widths of work
- Suits any 3/4" wide x 3/8" deep table slot



| CODE | ex GST | inc GST |
|-------|-------------|-------------|
| W3130 | \$40 | \$44 |

Replacement Plastic Bags

- Suits dust collectors



| SUITS MODELS | QTY | CODE | ex GST | inc GST |
|--------------------------|-----|---------|-----------------|-----------------|
| DC-2 | 10 | CB025P | \$42.73 | \$47.00 |
| HD-12 | 10 | 3CD0006 | \$43.00 | \$47.30 |
| DC-3, DC-7, DC-80, DC-90 | 10 | CJ035P | \$41.50 | \$45.65 |
| DC-100 | 10 | 2CG038 | \$107.00 | \$117.70 |

Replacement Filter Bags

- Suits dust collectors
- Ideal for MDF material



| SUITS MODELS | FILTRATION - MICRON | CODE | ex GST | inc GST |
|--------------|---------------------|---------|-----------------|-----------------|
| DC-2 | 5 | CB025 | \$35.00 | \$38.50 |
| HD12 | 5 | 3CD0003 | \$51.00 | \$56.10 |
| DC-3, DC-7 | 5 | CJ035 | \$36.75 | \$40.43 |
| DC-80, DC-90 | 2 | CG008A | \$134.16 | \$147.58 |
| DC-100 | 2.5 | 2CG020 | \$145.45 | \$160.00 |
| DCM-200 | 30 | 3CP0007 | \$61.36 | \$67.50 |

Wood Machinery & Accessories

Thread Hardware Kits

1/4" or 5/16"

- 149 piece
- Includes: 1" T-bolts, 2-1/2" T-bolts, T-nuts, 1" round insert knobs, 2" T-insert knobs, 4-star bolt knobs, 5-star bolt knobs, 1-1/2" T-bolts, 3-1/2" T-bolts, threaded inserts, washers, 4-star insert knobs, 5-star insert knobs & storage case



| Type | CODE | ex GST | inc GST |
|----------------|-------|-------------|-------------|
| 1/4" - 20 UNC | C1020 | \$90 | \$99 |
| 5/16" - 18 UNC | C1021 | \$90 | \$99 |

Universal T-Track Straight

- 1 x 1220mm section piece
- Excellent accessory for jig making & clamping
- 19 x 9.5mm deep aluminium section track
- Slot 9 x 4.9mm deep, T-section 14mm wide

| CODE | ex GST | inc GST |
|-------|-------------|----------------|
| C1028 | \$35 | \$38.50 |



Deluxe Hold Down Clamps

- Sold in pairs
- External size 26.5 x 8mm (W x D)
- 9 x 19mm slot screw hole diameter
- Excellent for jig making & clamping
- Made from aluminium

| CODE | ex GST | inc GST |
|-------|-------------|-------------|
| C1024 | \$30 | \$33 |

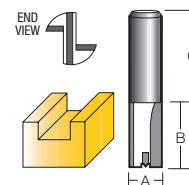


Straight Router Bit

- 19mm straight cut
- 1/2" (12.7mm) Shank
- Carbide tipped - Two Flute

END CUTTING

For plunge cutting deep or repetitive holes in addition to normal groove, trim and rebate routing.



CARBIDE TIPPED - TWO FLUTE
12.7mm (1/2") SHANK

| CODE | ex GST | inc GST |
|------|-------------|-------------|
| W646 | \$80 | \$88 |

| PART No. | A | | B | | C | |
|-------------|-----|----|-------|------|-------|----|
| | in. | mm | in. | mm | in. | mm |
| T 1419M E/C | 3/4 | 19 | 1-1/2 | 38.1 | 3-1/4 | 82 |

Spiral Cutter Heads

- Retro fits selected HAFCO planers & thicknessers
- Heads are pre-loaded with inserts

See Website for more details



Spiral Carbide Cutter Heads to Suit Planers & Jointers

| SUITS | mm | Spirals/Tips | CODE | ex GST | inc GST |
|---------|-----|--------------|------|--------------|--------------|
| PT-6 | Ø64 | 4 / 28 | W761 | \$470 | \$517 |
| PT-200H | Ø78 | 4 / 40 | W763 | \$520 | \$572 |

Spiral Carbide Cutter Heads to Suit Thicknessers

| SUITS | mm | Spirals/Tips | CODE | ex GST | inc GST |
|----------|-----|--------------|------|----------------|----------------|
| T-380A/S | Ø76 | 4 / 68 | W752 | \$1,450 | \$1,595 |
| T-20 | Ø82 | 4 / 92 | W754 | \$1,720 | \$1,892 |

Caster Wheel Set

CW-63

- 63kg load capacity each wheel
- 4 x swivel caster wheel set
- Foot operated lock & lift release
- Vertical mounting body design
- Steel fabricated frame
- Solid plastic wheels



252kg
Total Capacity

| CODE | ex GST | inc GST |
|------|--------------|--------------|
| W935 | \$100 | \$110 |

Mobile Base

MBW-2 - 227kg

- 2 swivel wheels with lever action for raising
- Steel frames have adjustable holes in 25mm increments
- Min. size 279 x 279mm
- Max. size 894 x 894mm
- Min. size 434 x 279mm
- Max. size 1295 x 482mm



| CODE | ex GST | inc GST |
|------|--------------|--------------|
| W930 | \$120 | \$132 |

Mobile Base

MBW-4 - 454kg

- 2 swivel wheels & hand screw positioning lock
- Square steel tube frame with positioning holes
- Min. size 580 x 580mm
- Max. size 750 x 750mm
- Min. size 580 x 610mm
- Max. size 750 x 850mm



| CODE | ex GST | inc GST |
|------|--------------|--------------|
| W931 | \$240 | \$264 |

Comprehensive Index

A

Abrasives.....196
Absorbents.....91
Adaptors - Straight Sleeve.....79
Air Nut Riveter.....71
Air - Accessories & Kits.....215-216
Air - Compressors.....210-212
Air - Compressor Pumps.....210, 212
Air - Dryer Refrigerated.....212-213
Air - Filtration Extractors.....268
Air - Hose / Reels.....216
Air - Power Draw Bar.....88
Air - Receivers.....210
Air - Tools.....214-216
Angle Plates / Swivel.....81
Arbors - Boring & Facing.....80
Arbors - Drill Chuck.....69
Arbors - Face Mill & Adaptors.....77, 80
Arbors - Horizontal Milling.....76-77
Arbor Press.....186
Arbors - Stub Mill.....76
Assortment Packs - Nuts & Bolts.....96
Auto Body File Holder.....172
Auto Panel Restoration Kits.....172
Automotive Equipment.....
.....172-185, 203-210

B

Backing Panels.....221, 224, 226-227
Ball Nose Cutters.....74
Band Saws - Auto.....116-119
Band Saws - Dual Column.....118-119
Band Saws - Horizontal.....110-122
Band Saws - Meat & Bone.....230
Band Saws - Vertical.....123
Band Saws - Wood.....244-247
Bar Benders.....152
Bead Roller.....178-181
Bearing Race & Seal Driver Set.....186
Belt & Disc Sanders.....256-258
Benches - Food Grade S/S.....230
Benches-Workshop.....221-222, 230
Benders - Pipe / Tube.....166-168
Bending Machine - Manual.....140-141
Bobbin Sander.....258
Bolt Threading Machine.....72
Books - Technical.....97
Boring & Facing Heads.....80
Boring Head Bar Sets.....80
Boring Heads & Arbors.....80
Boring Rings.....79
Bowl Sanding System.....262
Broach - Adaptors/Cutters.....24
Broach - Keyway Sets.....88
BT - Drill Chucks & Arbors.....78
BT - ER Collet Chucks.....78
BT - Face Mill Arbors.....78
BT - Floating Tap Holder.....78
BT - Morse Taper Adaptors.....78
BT - Pull Studs.....78
BT - Side-Lock Holders.....78
BT - Tool Stand.....79
Buckets & Hooks.....226
Buffing Mops / Soaps.....193
Buffing Spindles.....193
Burr Set - Carbide.....214
Bush Driver Set.....186
Button Dies & Holders - HSS.....70

C

C - Spanners.....69
Cabinets - Industrial Tooling.....218-229
Calipers - Dial.....100-101, 107

Calipers - Digital.....100-101, 105, 107
Calipers - Spring.....99
Calipers - Vernier.....100-101, 107
Camlock Back Plates.....67
Carving - Tool Set, Vice.....270
Caster Wheels.....217, 226, 271
Centre and Edge Finders.....107
Centre Drills.....73
Centre Punches.....93
Centering Dial Indicator.....105
Centres - Drive & Live (Wood).....262
Centres - Live.....64
Centres - Pipe.....64
Chain Blocks & Trolleys.....206
Chain Hoists - Electric.....207
Chamfer Cutters.....77
Chassis Punch Hyd. Set.....202
Chisel Morticers.....265
Chucks - Collet Chuck Set.....75
Chucks - Drill.....69
Chucks - Lathe.....67
Chucks - Scroll (Wood Lathe).....262
Clamp - Flanged Nuts.....81
Clamp Kits.....81
Clamp - Drill Press Locking.....243
Clamp - Tee Nuts.....81
Clamps - Hold Down.....271
Clamps - T-Slot - Mini.....81
Clamps - Toggle.....236
Clamps - U & T Slot Clamp.....81
Clean Up Agents.....91
CNC - Holders & Collet Chucks.....78
CNC - Double Column.....23
CNC - Horizontal Borer.....21, 23
CNC - Horiz. Turning Centres.....16-17
CNC - Lathe.....13
CNC - Lathe / Mill.....12-13
CNC - Machining Centres.....19-23
CNC - Profile Plasma Cutter.....
.....4-5, 8-11
CNC - Turning Centres.....16-18
CNC - Waterjet Cutting System.....
.....5, 11
Cold Chisel Set.....93
Cold Saws & Blades.....123-125
Collet Block Sets 5C.....76
Collet Chuck - Lathe 5C.....76
Collet Chucks.....76
Collet & Chuck Sets.....75-76, 78
Collets - ER Collets.....76, 78
Collets - ER Spanner / Nuts.....76
Collets - ER Tap Holder.....78
Collets - ER / R8.....76
Combination Sets.....106
Compound Tables.....87
Compressors & Pumps.....210-213
Conveyor - Roller System.....126
Coolant - Pumps & Accessories.....91
Corner Rounding Set.....74
Counterbore Sets.....74
Countersink Sets.....73
Cranes - Floor & Truck.....200

D

Dead Centres.....64
Deburring Tools.....94, 214
Depth Micrometer.....104
Dial Indicators/Gauges.....
.....100-101, 105, 107
Dial Test Indicator Holder.....105
Dial Calipers.....101, 107
Digital Angle Gauge/Rule.....100
Digital Bevel Box.....100

Digital Calipers.....100-101, 106-107
Digital Crane Scale.....207
Digital Height Gauge.....100, 105
Digital Moisture Meter.....270
Digital Readouts & Scales.....
.....30, 32, 43, 108
Disc Sanders.....256, 258
Dividing Heads.....83
Dollies - Metal Restoration.....173
Draw Bar - Air Power.....88
Drawer - NT/BT Holders.....79
Drill Bit - Spot Weld.....68
Drill Gauge.....72
Drill Press Table.....24
Drill Stand.....24
Drill - Roller Work Support.....24
Drills - Bench.....24
Drills - Geared Head.....26-27
Drills - Pedestal.....24-27
Drills - Magnetic & Access.....29
Drills - Radial Arm.....28
Drilling - Bits.....68
Drilling - Broach Cutters.....29
Drilling - Chuck Arbors.....29, 69
Drilling - Chucks.....69
Drilling - Drifts/Extensions.....69
Drilling - Drill & Tap Sets.....70
Drilling - Jobber Packs / Sets.....68
Drilling - Reduced Shank.....68
Drilling - Sets.....68
Drilling - Sharpeners.....69
Drilling - Sleeves/Extensions.....69
Drilling - Slot Drill/Sets.....68
Drilling - Step Drill Sets.....73
Drilling - Tapered Shank.....68
Drum Clamp & Lifter.....207
Drum Sanders.....259
Dust Collectors - Accessories.....269
Dust Collectors - Wood.....267-268
Dust Collector - Metal.....195
Dust Vacuum Wand.....269

E

Edge Seaming Plier.....172
Electric Motors.....204
End Mill & Slot Drill / Sets.....74, 77
Engine Cranes.....200
Engine Stands.....200
Engineers Squares.....99
English Wheel.....176-177

F

Face Mill Cutters / Arbors.....77
Fans - Pedestal / Wall Mount.....199
Fans - Portable Axial Flow.....199
Files - Second Cut.....93
Filter Cartridge.....268
Floating Tap Holders.....78
Floor Cranes.....200
Floor Mats.....66-199
Folder / Panbrakes.....140-145
Forklift Jib Attachment.....205
Fume Extractor.....231

G

Garage Jacks - Hydraulic.....201
Gas Bottles - Refillable.....234
Gas Kits & Bottles.....234
Gauge Block Set.....106
Gauge - Metric Multi.....72, 98
Gauge - Ripping.....270
Gauges - Dial.....100-101, 105, 107
Gauges - Dial Bore.....105

Gauges - Dial Test Indicator.....
.....105, 107
Gauges - Feeler.....98
Gauges - Height.....100, 105
Gauges - Radius/Screw.....98
Gauges - Telescopic.....99
Gauges - Tyre.....214
Girder Trolleys & Clamps.....206
Grease Guns & Accessories.....203
Grinders & Belt Linisher.....192-195
Grinders - Bench/Pedestal.....192-195
Grinders - Stand & Accessories.....
.....192, 195-196
Grinders - Surface.....197-198
Grinders - Tool/Cutter, D-bit.....197
Guillotine - Hand Operated.....152
Guillotines - Hydraulic.....134-139
Guillotines - Manual.....134, 153

H

Hand Levers.....89
Handwheels.....89
Hammers - Restoration.....172, 174
Hammers - Soft Face.....95
Hand Cleaner.....90
Hand Lever Shears.....152
Hand Lever Guillotine.....152
Hardness Tester.....99
Hardware Assortment Packs.....96
Hardware Kits.....271
Height Gauges.....100, 105
Hex & Torx Key Sets.....92-93
High Speed Steel Bits.....60
HSS Turning Holders.....60
Hoists - Electric/Wire Rope.....207
Hole Punch Set.....172
Hydraulic Gear Puller.....202
Hydraulic - Presses.....187-191
Hold Down Clamps.....271
Hole Saw Sets.....73, 170
Horizontal Attachment.....88
Horizontal Benders.....127
Hose Reels - Retractable.....216

I

Indexing Heads - Super / Tilting.....83
Inserts - Tungsten Carbide.....63
Inspection Mirrors, Cameras.....94

J

Jacks - Floor.....201
Jacks - Transmission.....200
Jobber Drills.....68
Joggler & Punch Plier.....172
Jointers.....254

K

Keyway Broach Sets.....88
Knee Pads - Mobile.....201
Knife - Folding Utility.....94
Knife Set - Butchers.....230
Knurling Tool Holders/Sets.....60

L

Lamps - Halogen / Magnifying.....95
Lathe - Bench.....42-59
Lathe - Carrier.....64
Lathe - Centre.....46-59
Lathe - Chucks.....79
Lathe - Heavy Duty.....56-59
Lathe - Lathe Mill Drill Combo.....31
Lathe - Leadscrew Cover Kits.....66
Lathe - Mill Attachment.....31
Lathe - Tool Kits.....60-61

| | | | | | | | |
|--------------------------------------|---------------|---|---------|--------------------------------------|------------------|-----------------------------------|-------------------------|
| Lathe - Tool Holders/Boring..... | 60-61 | Pallet - Jack / Truck / Lifter | 205 | Saws - Metal Cutting..... | 111-126 | T-Tracks - Universal | 271 |
| Lathe - Tool Holders/Knurling..... | 60 | Panbrakes - Magnetic | 141 | Saws - Panel Saws | 252 | Tube Benders..... | 164-165 |
| Lathe - Tool Holders/Inserts | 60 | Panbrakes - Manual..... | 140-142 | Saws - Table Saws..... | 249-251 | Tube Rolling Machine | 161-162 |
| Lathe - Tool Holders/Parting..... | 60-61 | Panbrakes - Hydraulic..... | 142-145 | Saws - Scroll | 248 | Turning Tool Kits | 60-61 |
| Lathe - Tool Holders/Thread..... | 60-61 | Panel Beating Kits..... | 202 | Saws - Wood Band Saw | 244-247 | Turning Tools - Wood Lathe..... | 261 |
| Lathe - Tool Holders/Turning..... | 60-61 | Panel Saws..... | 252 | Scales - Digital Crane | 207 | Tyre Gauges | 214 |
| Lathes - Wood..... | 260-261 | Parallel Sets..... | 80 | Scales - Digital Readouts..... | | | |
| Levels | 106 | Parting Tool Kits..... | 60-61 | | 32, 43 | | |
| Lever Blocks | 206 | Parts Bins | 229 | Screw Cutting Gauge | 98 | U | |
| Lifter Trolleys | 205 | Parts Washers & Accessories..... | 204 | Screw Extractor Set..... | 71 | Universal 3D Tester..... | 79 |
| Linisher Accessories..... | 195-196 | Pen Mandrel Set | 262 | Screw Jack Sets | 81 | Universal T-Tracks..... | 271 |
| Linisher - Radius Master | 194 | Pin Punch Set..... | 93 | Scriber's..... | 99 | Universal Tool Stand..... | 92 |
| Linishers - Metal | 193-195 | Pipe Benders..... | 164-168 | Scroll Chucks | 262 | | |
| Linishers - Wood..... | 256 | Pipe Centres..... | 64 | Scroll Saws & Blades..... | 248 | V | |
| Live Centres | 64 | Pipe Notchers..... | 170-171 | Seats..... | 201 | Vacuum Cleaner - Wet & Dry | 199 |
| Lockseamer..... | 169 | Pipe Threaders..... | 72 | Section & Pipe Rolls | 161-163 | Vee Blocks..... | 81 |
| | | Planer Thicknessers | 255 | Service Carts..... | 220 | Vehicle - Axle Stands..... | 201 |
| M | | Planishing Hammer..... | 184 | Service Tool Tray..... | 203 | Vehicle - Positioning Jacks | 201 |
| Machine Level | 106 | Plunge Saw - Wood Circular..... | 248 | Shears - Hand Lever..... | 152 | Vernier Calipers..... | 100-101, 107 |
| Machine Mounts | 66 | Pneumatic Tools..... | 215-216 | Sheet Metal Machinery | 127-171 | Vernier Depth Gauge | 106 |
| Machine Screw Jacks..... | 81 | Power Feed Units..... | 88 | Shelving - Industrial..... | 217 | Vertical Mill Slides..... | 65 |
| Magnetic Bases & Kits | | Power Hammers | 185 | Shrinker Stretcher | 182-183 | Vices - 3 Way Angle..... | 84 |
| | 100, 105, 107 | Pressbrake Attachment..... | 186 | Skates - Load | 207 | Vices - Bench | 84 |
| Magnetic Chucks..... | 87 | Pressbrakes..... | 146-151 | Slapping File..... | 174 | Vices - Compound | 87 |
| Magnetic - Pick-Up-Tools..... | 92, 94 | Presses - Arbor..... | 186 | Slings - Lifting..... | 207 | Vices - Drill Press..... | 87 |
| Magnetic Swarf Remover..... | 92 | Presses - Hydraulic..... | 187-191 | Slot & End Mills / Sets | 74, 77 | Vices - Milling | 84 |
| Magnetic Sweeper..... | 92 | Presses - Sheet Metal Forming | 169 | Slotting Machine | 88 | Vices - Modular | 84 |
| Magnetic - Spray Can Holder | 220 | Profile & Contour Gauges..... | 174 | Soft Jaws - Aluminium / Plastic..... | 86 | Vices - Multi-Purpose..... | 86 |
| Mallet Sets - Nylon | 174 | Protractors..... | 99, 106 | Soft Jaws - Kitagawa..... | 79 | Vices - Offset / Fabricated..... | 86 |
| Markers - Chalk & Pens..... | 95 | Puller Gear - Sets..... | 202 | Soluble Metal Cutting Fluid..... | 91 | Vices - Pressbrake - Bender..... | 86 |
| Mats - Rubber | 66, 199 | Puller Kit Slide Hammer | 202 | Spindle Moulders/Cutters | 264 | Vices - Safeway..... | 85 |
| Measuring Box Set | 98 | Punch & Chisel Set | 93 | Spray Accessories..... | 215-216 | Vices - Soft Jaws | 86 |
| Measuring Instruments..... | 98-109 | Punch - Hydraulic Chassis Set | 202 | Spray Guns & Kits..... | 215-216 | Vices - Tilting | 84 |
| Meat Processing Equipment..... | 230 | Punch & Shears - Hydraulic..... | 128-133 | Squares - Engineers..... | 99 | Vices - Toolmakers | 84 |
| Mechanics - Creeper / Seats..... | 201 | Punch - Tooling | 133 | Stands - Roller | 126 | Vices - Wood Working..... | 271 |
| Metal Restoration Tools..... | 173-185 | Punches - Number & Letter Sets..... | 93 | Stands - Vehicle/Engine..... | 200 | Video - Inspection Camera | 94 |
| Metric Multi Gauge | 72, 98 | | | Steel Press Pin Set | 186 | | |
| Micrometers | 102-103, 107 | Q | | Storage Cabinet / System..... | 217-229 | W | |
| Mill Starter Tooling..... | 78 | Quick Change Toolpost..... | 65 | Straight Edge with Bevel | 107 | Water Hose Reels | 216 |
| Milling - Cutters..... | 77 | | | Straight Router Bit | 271 | Welding - Fume Extractor | 231 |
| Milling - Mill Drills..... | 30-34 | R | | Suction Gun..... | 203 | Welding - Gas Set / Bottles | 234 |
| Milling - Riser Spacer | 88 | Radius Gauge..... | 98 | Surface Grinders..... | 197-198 | Welders - Helmets | 231 |
| Milling - Tooling Packages | 81 | Ram Kit - Panel Beating | 202 | Surface Marking Out Gauge..... | 100 | Welders - Spot | 233 |
| Milling - Turret Mill..... | 34-40 | Ratchet F Clamps | 236 | Surface Plates..... | 100, 106 | Welders - MIG & TIG..... | 232-233 |
| Milling - Universal..... | 41 | Ratchet Tie Down Straps | 207 | Swage & Jenny..... | 160 | Welders - Oxy | 234 |
| Mincer - Meat..... | 230 | Reamers - Adjustable Set | 73 | | | Welding Accessories..... | 231-243 |
| Mitre Gauge - Fence..... | 270 | Reduced Shank Drills | 68 | T | | Welding Clamps | |
| Mobile Bases..... | 271 | Refractometer - Brix..... | 91 | Table Saws | 249, 251 | | 173, 235, 239, 241, 243 |
| Mobile Girder Rail | 206 | Respirator Mask..... | 231 | Tap & Die Sets..... | 70 | Welding Tables..... | 237-238, 240, 242 |
| Mobile Knee Pads..... | 201 | Re-Threading Tap/Die Kit | 70 | Tap Sets..... | 70 | Wet Stone Grinders & Acces | 263 |
| Modular Storage Bin Systems | 228 | Revolving Handle | 89 | Tap Wrench | 70 | Wheels - Caster | 217, 241 |
| Moisture Meter | 270 | Ripping Gauge | 270 | Taper Turning Attachment..... | 49 | Wood Lathes & Accessories..... | 260-262 |
| Morse Taper Adaptors..... | 79 | Riser Blocks - Milling Machines..... | 88 | Tapping Chucks | 71 | Wood Lathe Turning Tools | 260-261 |
| Morse Taper - Drill Set..... | 68 | Riveter Set - Nut & Blind | 71 | Tapping Compound..... | 90 | Work Benches..... | 220, 222, 225, 230 |
| Morse Taper - Sleeves..... | 69 | Roller - Conveyor / Stands..... | 126 | Telescopic Gauge Set | 99 | | |
| Morticers - Chisel / Attach..... | 265 | Rolls - Curving Manual | 153-155 | Thickneser's | 253, 255 | Z | |
| Motorcycle & ATV Lifters..... | 203 | Rolls - Curving Motorised | 156-159 | Thread Gauge | 98 | Z-Axis Preset Gauges..... | 79 |
| Motors - Electric | 204 | Rolls - Section & Pipe | 161-162 | Thread Repair Sets..... | 71 | | |
| | | Rotary Tables & Accessories..... | 82 | Thread Restorer Files | 71 | | |
| N | | Router - Bench Top/Tables | 264 | Threading Machines | 72 | | |
| Notchers - Pipe & Tube | 170-171 | Router Setting Gauge..... | 270 | Threading Tool Kits..... | 61 | | |
| Notchers - Sheet Metal | 169 | Rules..... | 98 | Toggle Clamps | 236 | | |
| Nut & Blind Riveter Set..... | 71 | Rust & Corrosion Protection | 90 | Tool Chests & Roller Cabinets | 218-219 | | |
| | | | | Tooling Cabinets | 218-219, 221-225 | | |
| O | | S | | Toolposts - Quick Change | 65 | | |
| Oil - Air Tools..... | 215 | Safety Guards | 66 | Tool Stand - BT | 79 | | |
| Oil - Hydraulic/Gearbox/Thread | 90 | Safety Push Block & Stick Set..... | 270 | Torch Rests - MIG/TIG | 234 | | |
| Oil - Compressor | 90 | Safety Specs & Face Shield..... | 66 | Touch Point Sensor..... | 79, 107 | | |
| Oil - Cutting Fluid..... | 90 | Sand Bags - Metal Restoration | 174 | Trolley Jacks - Hydraulic | 201 | | |
| Oil - Skimmer | 91 | Sandblasters & Acces | 208-209 | Trolleys - Platform..... | 205 | | |
| Oil - Transfer Pumps..... | 203 | Sandblasting Dust Cyclone Extractor | 209 | Truck - Crane..... | 200 | | |
| Oxy - Kit..... | 234 | - Industrial | 209 | T-Dollies..... | 173 | | |
| | | Sausage & Salami Filler | 230 | | | | |

**Can't find what
your looking for?**

Visit www.machineryhouse.com.au
for the most up-to-date information,
products and prices



Drilling & Tapping Chart

Drill Conversion Chart

DRILL SIZE CONVERSION CHART - (Metric, Inch, Number, Letter, Decimal Equivalent)

| Drill mm | Drill inch | Number & Letter | Dec. Equiv | Drill mm | Drill inch | Number & Letter | Dec. Equiv | Drill mm | Drill inch | Number & Letter | Dec. Equiv | Drill mm | Drill inch | Number & Letter | Dec. Equiv | Drill mm | Drill inch | Number & Letter | Dec. Equiv |
|----------|------------|-----------------|------------|----------|------------|-----------------|------------|----------|------------|-----------------|------------|----------|------------|-----------------|------------|----------|------------|-----------------|------------|
| 0.343 | | 80 | .0135 | 1.397 | | 54 | .0550 | 2.870 | | 33 | .1130 | 5.182 | | 6 | .2040 | 8.026 | | O | .3160 |
| 0.350 | | | .0138 | 1.400 | | | .0551 | 2.900 | | | .1142 | 5.200 | | | .2047 | 8.100 | | | .3189 |
| 0.368 | | 79 | .0145 | 1.450 | | | .0571 | 2.946 | | 32 | .1160 | 5.220 | | 5 | .2055 | 8.200 | | | .3228 |
| 0.380 | | | .0150 | 1.500 | | | .0591 | 2.950 | | | .1161 | 5.300 | | | .2087 | 8.204 | | P | .3230 |
| 0.397 | 1/64" | | .0156 | 1.511 | | 53 | .0595 | 3.00 | | | .1181 | 5.309 | | 4 | .2090 | 8.300 | | | .3268 |
| 0.40 | | | .0157 | 1.550 | | | .0610 | 3.048 | | 31 | .1200 | 5.400 | | | .2126 | 8.334 | 21/64" | | .3281 |
| 0.406 | | 78 | .0160 | 1.588 | 1/16" | | .0625 | 3.100 | | | .1220 | 5.410 | | 3 | .2130 | 8.400 | | | .3307 |
| 0.420 | | | .0165 | 1.600 | | | .0630 | 3.175 | 1/8" | | .1250 | 5.500 | | | .2165 | 8.433 | | Q | .3320 |
| 0.450 | | | .0177 | 1.613 | | 52 | .0635 | 3.200 | | | .1260 | 5.556 | 7/32" | | .2188 | 8.500 | | | .3346 |
| 0.457 | | 77 | .0180 | 1.650 | | | .0650 | 3.264 | | 30 | .1285 | 5.600 | | | .2205 | 8.600 | | | .3386 |
| 0.480 | | | .0189 | 1.700 | | | .0669 | 3.300 | | | .1299 | 5.613 | | 2 | .2210 | 8.611 | | R | .3390 |
| 0.50 | | | .0197 | 1.702 | | 51 | .0670 | 3.400 | | | .1339 | 5.700 | | | .2244 | 8.700 | | | .3425 |
| 0.508 | | 76 | .0200 | 1.750 | | | .0689 | 3.454 | | 29 | .1360 | 5.791 | | 1 | .2280 | 8.731 | 11/32" | | .3437 |
| 0.520 | | | .0205 | 1.778 | | 50 | .0700 | 3.500 | | | .1378 | 5.800 | | | .2283 | 8.800 | | | .3465 |
| 0.533 | | 75 | .0210 | 1.800 | | | .0709 | 3.569 | | 28 | .1405 | 5.900 | | | .2323 | 8.839 | | S | .3480 |
| 0.550 | | | .0217 | 1.850 | | | .0728 | 3.572 | 9/64" | | .1406 | 5.944 | | A | .2340 | 8.900 | | | .3504 |
| 0.572 | | 74 | .0225 | 1.854 | | 49 | .0730 | 3.600 | | | .1417 | 5.953 | 15/64" | | .2344 | 9.00 | | | .3543 |
| 0.580 | | | .0228 | 1.900 | | | .0748 | 3.658 | | 27 | .1440 | 6.00 | | | .2362 | 9.093 | | T | .3580 |
| 0.60 | | | .0236 | 1.930 | | 48 | .0760 | 3.700 | | | .1457 | 6.045 | | B | .2380 | 9.128 | 23/64" | | .3594 |
| 0.610 | | 73 | .0240 | 1.950 | | | .0768 | 3.734 | | 26 | .1470 | 6.100 | | | .2402 | 9.200 | | | .3622 |
| 0.635 | | 72 | .0250 | 1.984 | 5/64" | | .0781 | 3.797 | | 25 | .1495 | 6.147 | | C | .2420 | 9.300 | | U | .3680 |
| 0.650 | | | .0256 | 1.994 | | 47 | .0785 | 3.800 | | | .1496 | 6.200 | | | .2441 | 9.500 | | | .3740 |
| 0.660 | | 71 | .0260 | 2.00 | | | .0787 | 3.861 | | 24 | .1520 | 6.248 | | D | .2460 | 9.525 | 3/8" | | .3750 |
| 0.70 | | | .0276 | 2.050 | | | .0807 | 3.900 | | | .1535 | 6.300 | | | .2480 | 9.576 | | V | .3770 |
| 0.711 | | 70 | .0280 | 2.057 | | 46 | .0810 | 3.912 | | 23 | .1540 | 6.350 | 1/4" | E | .2500 | 9.800 | | | .3858 |
| 0.742 | | 69 | .0292 | 2.083 | | 45 | .0820 | 3.969 | 5/32" | | .1563 | 6.400 | | | .2520 | 9.804 | | W | .3860 |
| 0.750 | | | .0295 | 2.100 | | | .0827 | 3.988 | | 22 | .1570 | 6.500 | | | .2559 | 9.900 | | | .3898 |
| 0.787 | | 68 | .0310 | 2.150 | | | .0846 | 4.00 | | | .1575 | 6.528 | | F | .2570 | 9.922 | 25/64" | | .3906 |
| 0.794 | 1/32" | | .0313 | 2.184 | | 44 | .0860 | 4.039 | | 21 | .1590 | 6.600 | | | .2598 | 10.00 | | | .3937 |
| 0.80 | | | .0315 | 2.200 | | | .0866 | 4.089 | | 20 | .1610 | 6.629 | | G | .2610 | 10.084 | | X | .3970 |
| 0.813 | | 67 | .0320 | 2.250 | | | .0886 | 4.100 | | | .1614 | 6.700 | | | .2638 | 10.20 | | | .4016 |
| 0.838 | | 66 | .0330 | 2.261 | | 43 | .0890 | 4.200 | | | .1654 | 6.747 | 17/64" | | .2656 | 10.262 | | Y | .4040 |
| 0.850 | | | .0335 | 2.300 | | | .0906 | 4.216 | | 19 | .1660 | 6.756 | | H | .2660 | 10.319 | 13/32" | | .4063 |
| 0.889 | | 65 | .0350 | 2.350 | | | .0925 | 4.300 | | | .1693 | 6.800 | | | .2677 | 10.490 | | Z | .4130 |
| 0.90 | | | .0354 | 2.375 | | 42 | .0935 | 4.305 | | 18 | .1695 | 6.900 | | | .2717 | 10.500 | | | .4134 |
| 0.914 | | 64 | .0360 | 2.381 | 3/32" | | .0937 | 4.366 | 11/64" | | .1719 | 6.909 | | I | .2720 | 10.716 | 27/64" | | .4219 |
| 0.940 | | 63 | .0370 | 2.400 | | | .0945 | 4.394 | | 17 | .1730 | 7.00 | | | .2756 | 10.800 | | | .4252 |
| 0.950 | | | .0374 | 2.438 | | 41 | .0960 | 4.400 | | | .1732 | 7.036 | | J | .2770 | 11.00 | | | .4331 |
| 0.965 | | 62 | .0380 | 2.450 | | | .0965 | 4.496 | | 16 | .1770 | 7.100 | | | .2795 | 11.112 | 7/16" | | .4375 |
| 0.991 | | 61 | .0390 | 2.489 | | 40 | .0980 | 4.500 | | | .1772 | 7.137 | | K | .2810 | 11.200 | | | .4409 |
| 1.00 | | | .0394 | 2.500 | | | .0984 | 4.572 | | 15 | .1800 | 7.144 | 9/32" | | .2812 | 11.500 | | | .4528 |
| 1.016 | | 60 | .0400 | 2.527 | | 39 | .0995 | 4.600 | | | .1811 | 7.200 | | | .2835 | 11.509 | 29/64" | | .4531 |
| 1.041 | | 59 | .0410 | 2.550 | | | .1004 | 4.623 | | 14 | .1820 | 7.300 | | | .2874 | 11.800 | | | .4646 |
| 1.050 | | | .0413 | 2.578 | | 38 | .1015 | 4.700 | | 13 | .1850 | 7.366 | | L | .2900 | 11.906 | 15/32" | | .4687 |
| 1.067 | | 58 | .0420 | 2.600 | | | .1024 | 4.762 | 3/16" | | .1875 | 7.400 | | | .2913 | 12.00 | | | .4724 |
| 1.092 | | 57 | .0430 | 2.642 | | 37 | .1040 | 4.800 | | 12 | .1890 | 7.493 | | M | .2950 | 12.200 | | | .4803 |
| 1.100 | | | .0433 | 2.650 | | | .1043 | 4.851 | | 11 | .1910 | 7.500 | | | .2953 | 12.303 | 31/64" | | .4844 |
| 1.150 | | | .0453 | 2.700 | | | .1063 | 4.900 | | | .1929 | 7.541 | 19/64" | | .2969 | 12.500 | | | .4921 |
| 1.181 | | 56 | .0465 | 2.705 | | 36 | .1065 | 4.915 | | 10 | .1935 | 7.600 | | | .2992 | 12.700 | 1/2" | | .5000 |
| 1.191 | 3/64" | | .0469 | 2.750 | | | .1083 | 4.978 | | 9 | .1960 | 7.671 | | N | .3020 | 12.800 | | | .5039 |
| 1.200 | | | .0472 | 2.778 | 7/64" | | .1094 | 5.00 | | | .1969 | 7.700 | | | .3031 | 13.00 | | | .5118 |
| 1.250 | | | .0492 | 2.794 | | 35 | .1100 | 5.055 | | 8 | .1990 | 7.800 | | | .3071 | 13.097 | 33/64" | | .5156 |
| 1.300 | | | .0512 | 2.800 | | | .1102 | 5.100 | | | .2008 | 7.900 | | | .3110 | 13.494 | 17/32" | | .5313 |
| 1.321 | | 55 | .0520 | 2.819 | | 34 | .1110 | 5.105 | | 7 | .2010 | 7.938 | 5/16" | | .3125 | 13.500 | | | .5315 |
| 1.350 | | | .0531 | 2.850 | | | .1122 | 5.159 | 13/64" | | .2031 | 8.00 | | | .3150 | 13.891 | 35/64" | | .5469 |

Drilling & Tapping Chart

Tapping Chart

| Drill mm | Drill inch | Number & Letter | Dec. Equiv |
|----------|------------|-----------------|------------|
| 14.00 | | | .5512 |
| 14.288 | 9/16" | | .5625 |
| 14.500 | | | .5708 |
| 14.684 | 37/64" | | .5781 |
| 15.00 | | | .5906 |
| 15.081 | 19/32" | | .5937 |
| 15.478 | 39/64" | | .6094 |
| 15.500 | | | .6102 |
| 15.875 | 5/8" | | .6250 |
| 16.00 | | | .6299 |
| 16.272 | 41/64" | | .6406 |
| 16.500 | | | .6496 |
| 16.669 | 21/32" | | .6563 |
| 17.00 | | | .6693 |
| 17.250 | 43/64" | | .6719 |
| 17.462 | 11/16" | | .6875 |
| 17.500 | | | .6890 |
| 17.859 | 45/64" | | .7031 |
| 18.00 | | | .7087 |
| 18.256 | 23/32" | | .7187 |
| 18.500 | | | .7283 |
| 18.653 | 47/64" | | .7344 |
| 19.00 | | | .7480 |
| 19.050 | 3/4" | | .7500 |
| 19.447 | 49/64" | | .7656 |
| 19.500 | | | .7677 |
| 19.844 | 25/32" | | .7813 |
| 20.00 | | | .7874 |
| 20.241 | 51/64" | | .7969 |
| 20.500 | | | .8071 |
| 20.638 | 13/16" | | .8125 |
| 21.00 | | | .8268 |
| 21.034 | 53/64" | | .8281 |
| 21.431 | 27/32" | | .8437 |
| 21.500 | | | .8465 |
| 21.828 | 55/64" | | .8594 |
| 22.00 | | | .8661 |
| 22.225 | 7/8" | | .8750 |
| 22.500 | | | .8858 |
| 22.622 | 57/64" | | .8906 |
| 23.00 | | | .9055 |
| 23.019 | 29/32" | | .9063 |
| 23.416 | 59/64" | | .9219 |
| 23.500 | | | .9252 |
| 23.812 | 15/16" | | .9375 |
| 24.00 | | | .9449 |
| 24.209 | 61/64" | | .9531 |
| 24.500 | | | .9646 |
| 24.606 | 31/32" | | .9687 |
| 25.00 | | | .9843 |
| 25.003 | 63/64" | | .9844 |
| 25.400 | 1" | | 1.0000 |

| UNC | | |
|----------|-----|---------------|
| TAP SIZE | TPI | DRILL SIZE mm |
| No. 3 | 48 | 2.10 |
| No. 4 | 40 | 2.35 |
| No. 5 | 40 | 2.65 |
| No. 6 | 32 | 2.85 |
| No. 8 | 32 | 3.50 |
| No. 10 | 24 | 3.90 |
| No. 12 | 24 | 4.50 |
| 1/4" | 20 | 5.10 |
| 5/16" | 18 | 6.60 |
| 3/8" | 16 | 8.00 |
| 7/16" | 14 | 9.40 |
| 1/2" | 13 | 10.80 |
| 9/16" | 12 | 12.20 |
| 5/8" | 11 | 13.50 |
| 3/4" | 10 | 16.50 |
| 7/8" | 9 | 19.50 |
| 1" | 8 | 22.25 |
| 1.1/8" | 7 | 25.00 |
| 1.1/4" | 7 | 28.00 |
| 1.3/8" | 6 | 30.75 |
| 1.1/2" | 6 | 34.00 |
| 1.3/4" | 5 | 39.50 |
| 2" | 4.5 | 45.00 |

| UNF | | |
|----------|-----|---------------|
| TAP SIZE | TPI | DRILL SIZE mm |
| No. 3 | 56 | 2.15 |
| No. 4 | 48 | 2.40 |
| No. 5 | 44 | 2.70 |
| No. 6 | 40 | 2.95 |
| No. 8 | 36 | 3.50 |
| No. 10 | 32 | 4.10 |
| No. 12 | 28 | 4.70 |
| 1/4" | 28 | 5.50 |
| 5/16" | 24 | 6.90 |
| 3/8" | 24 | 8.50 |
| 7/16" | 20 | 9.90 |
| 1/2" | 20 | 11.50 |
| 9/16" | 18 | 12.90 |
| 5/8" | 18 | 14.50 |
| 3/4" | 16 | 17.50 |
| 7/8" | 14 | 20.40 |
| 1" | 12 | 23.25 |
| 1.1/8" | 12 | 26.50 |
| 1.1/4" | 12 | 29.50 |
| 1.3/8" | 12 | 32.75 |
| 1.1/2" | 12 | 36.00 |

| Metric (ISO) Coarse | | |
|---------------------|----------|---------------|
| TAP SIZE | PITCH mm | DRILL SIZE mm |
| M3 | 0.50 | 2.50 |
| M3.5 | 0.60 | 2.90 |
| M4 | 0.70 | 3.30 |
| M4.5 | 0.75 | 3.80 |
| M5 | 0.80 | 4.20 |
| M6 | 1.00 | 5.00 |
| M7 | 1.00 | 6.00 |
| M8 | 1.25 | 6.80 |
| M10 | 1.50 | 8.50 |
| M12 | 1.75 | 10.30 |
| M14 | 2.00 | 12.00 |
| M16 | 2.00 | 14.00 |
| M18 | 2.50 | 15.50 |
| M20 | 2.50 | 17.50 |
| M22 | 2.50 | 19.50 |
| M24 | 3.00 | 21.00 |
| M27 | 3.00 | 24.00 |
| M30 | 3.50 | 26.50 |
| M33 | 3.50 | 29.50 |
| M36 | 4.00 | 32.00 |
| M39 | 4.00 | 35.00 |
| M42 | 4.50 | 37.50 |
| M45 | 4.50 | 40.50 |

| Metric (ISO) Fine | | |
|-------------------|----------|---------------|
| TAP SIZE | PITCH mm | DRILL SIZE mm |
| M3 | 0.35 | 2.65 |
| M4 | 0.50 | 3.50 |
| M5 | 0.50 | 4.50 |
| M6 | 0.75 | 5.25 |
| M7 | 0.75 | 6.25 |
| M8 | 1.00 | 7.00 |
| M10 | 1.25 | 8.80 |
| M12 | 1.25 | 10.80 |
| M14 | 1.50 | 12.50 |
| M16 | 1.50 | 14.50 |
| M18 | 1.50 | 16.50 |
| M20 | 1.50 | 18.50 |
| M22 | 1.50 | 20.50 |
| M24 | 2.00 | 22.00 |
| M27 | 1.50 | 25.50 |
| M30 | 1.50 | 28.50 |
| M32 | 1.50 | 30.50 |
| M33 | 2.00 | 31.00 |

| BSW | | |
|----------|-----|---------------|
| TAP SIZE | TPI | DRILL SIZE mm |
| 1/16" | 60 | 1.20 |
| 3/32" | 48 | 1.85 |
| 1/8" | 40 | 2.55 |
| 5/32" | 32 | 3.20 |
| 3/16" | 24 | 3.70 |
| 7/32" | 24 | 4.50 |
| 1/4" | 20 | 5.10 |
| 5/16" | 18 | 6.50 |
| 3/8" | 16 | 7.90 |
| 7/16" | 14 | 9.30 |
| 1/2" | 12 | 10.50 |
| 9/16" | 12 | 12.10 |
| 5/8" | 11 | 13.50 |
| 11/16" | 11 | 15.00 |
| 3/4" | 10 | 16.25 |
| 13/16" | 10 | 18.00 |
| 7/8" | 9 | 19.25 |
| 15/16" | 9 | 20.75 |
| 1" | 8 | 22.00 |
| 1.1/8" | 7 | 24.75 |
| 1.1/4" | 7 | 28.00 |
| 1.3/8" | 6 | 30.25 |
| 1.1/2" | 6 | 33.50 |

| BSF | | |
|----------|-----|---------------|
| TAP SIZE | TPI | DRILL SIZE mm |
| 3/16" | 32 | 4.00 |
| 7/32" | 28 | 4.60 |
| 1/4" | 26 | 5.30 |
| 5/16" | 22 | 6.80 |
| 3/8" | 20 | 8.30 |
| 7/16" | 18 | 9.70 |
| 1/2" | 16 | 11.10 |
| 9/16" | 16 | 12.70 |
| 5/8" | 14 | 14.00 |
| 11/16" | 14 | 15.50 |
| 3/4" | 12 | 16.75 |
| 7/8" | 11 | 19.75 |
| 1" | 10 | 22.75 |
| 1.1/8" | 9 | 25.50 |
| 1.1/4" | 9 | 28.50 |
| 1.3/8" | 8 | 31.50 |
| 1.1/2" | 8 | 34.50 |

| BSPT | | |
|----------|-----|---------------|
| TAP SIZE | TPI | DRILL SIZE mm |
| 1/16" | 28 | 6.40 |
| 1/8" | 28 | 8.40 |
| 1/4" | 19 | 11.20 |
| 3/8" | 19 | 14.75 |
| 1/2" | 14 | 18.25 |
| 3/4" | 14 | 23.75 |
| 1" | 11 | 30.00 |
| 1.1/4" | 11 | 38.50 |
| 1.1/2" | 11 | 44.50 |
| 2" | 11 | 58.00 |
| 2.1/2" | 11 | 71.00 |

| BSPB | | |
|----------|-----|---------------|
| TAP SIZE | TPI | DRILL SIZE mm |
| 1/16" | 28 | 6.80 |
| 1/8" | 28 | 8.80 |
| 1/4" | 19 | 11.80 |
| 3/8" | 19 | 15.25 |
| 1/2" | 14 | 18.75 |
| 5/8" | 14 | 21.00 |
| 3/4" | 14 | 24.50 |
| 7/8" | 14 | 28.25 |
| 1" | 11 | 30.75 |
| 1.1/4" | 11 | 39.50 |
| 1.1/2" | 11 | 45.00 |
| 1.3/4" | 11 | 51.00 |
| 2" | 11 | 56.75 |

| BA | | |
|----------|----------|---------------|
| TAP SIZE | PITCH mm | DRILL SIZE mm |
| No. 0 | 1.00 | 5.10 |
| No. 1 | 0.90 | 4.50 |
| No. 2 | 0.81 | 4.00 |
| No. 3 | 0.73 | 3.40 |
| No. 4 | 0.66 | 3.00 |
| No. 5 | 0.59 | 2.65 |
| No. 6 | 0.53 | 2.30 |
| No. 7 | 0.48 | 2.05 |
| No. 8 | 0.43 | 1.80 |
| No. 9 | 0.39 | 1.55 |
| No. 10 | 0.35 | 1.40 |
| No. 11 | 0.31 | 1.20 |
| No. 12 | 0.28 | 1.05 |
| No. 13 | 0.25 | 0.98 |
| No. 14 | 0.23 | 0.80 |



SHOP IN-STORE OR ONLINE

Step into one of our four huge showrooms located in Syd, Bris, Melb or Perth and talk to the professionals about what you need, or become a Machineryhouse Mate and order online



NATION WIDE DELIVERY

We offer an Australia-wide delivery service by partnering with carefully chosen logistics companies in both capital and regional destinations, most with track and trace abilities



CLICK AND COLLECT

Shop online and collect in store. With click and collect, you can pick up the goods at your convenience or on a preferred day when you purchase online



ONLINE DELIVERY CALCULATOR

To help you save time, we offer very competitive prices for the delivery of your goods which can be calculated and viewed online quickly and at your convenience



MORE THAN 5,000 PRODUCTS

An extensive range of engineering machinery, workshop equipment, tools & accessories are available for the home hobbyist to the professional tradesman – all under one roof



SERVICE AND MAINTENANCE

Need a service? We have a dedicated service team whose sole job is to assist you with any maintenance or repairs to your HAFCO machinery



SPARE PARTS

We carry the largest stock of spare parts for our HAFCO machinery in the country. For your convenience, you can find the parts online. Our spare parts staff are always there to help



VIDEO DEMONSTRATIONS

Get a better understanding of our machinery and the way they operate from our video demonstrations which can be found in the products page of our website

Engineering, Metal & Wood Machinery

SYDNEY

"The Junction"

1/2 Windsor Rd, Northmead NSW 2152

PO BOX 3844, Parramatta NSW 2124
Ph: (02) 9890 9111 Fax: (02) 9890 4888

BRISBANE

625 Boundary Rd, Coopers Plains QLD 4108

PO BOX 626, Archerfield QLD 4108
Ph: (07) 3715 2200 Fax: (07) 3715 2299

MELBOURNE

4 Abbots Rd, Dandenong VIC 3175

PO BOX 4499, Dandenong South VIC 3164
Ph: (03) 9212 4422 Fax: (03) 9212 4433

PERTH

11 Valentine Street, Kewdale WA 6105

PO BOX 749, Belmont WA 6984
Ph: (08) 9373 9999 Fax: (08) 9373 9977

ADELAIDE

Unit 11/20 Cheltenham Parade,
Woodville, SA 5011

PO BOX 118, Woodville LPO SA 5011
Ph: (08) 9373 9969



9 344195 122668 >

Opening JUNE 2024



Sydney

Brisbane

Perth

Melbourne

Adelaide

ABN: 96 000 286 957